

THE CANADIAN BADGER

VOLUME 37 NO. 2
June 2012



**CANADIAN BADGERS CLUB
DENIS CHARBONNEAU
MEMORIAL
SWAP MEET & AUCTION
April 2012**



**GONE
HOME**



**CANADIAN BADGERS CLUB
DENIS CHARBONNEAU
MEMORIAL
SWAP MEET & AUCTION
April 2012**



**GONE
HOME**





Dear Fellow Badgers

June 5, 2012

Lots more new badges have now come out, that means that the trading will be fast and furious. So far I have been able to get most of the new ones. BC now has 15 of the new woven type badges issued. I haven't heard of any more of the new woven type from anywhere else except the one from Saskatchewan since the Montreal Swap.

Summer is just around the corner and time to go on that summer camp or just plain take a break from the weekly indoor meetings and get outdoors for some fun

activities.

Please address all correspondence to:

**THE CANADIAN BADGER
c/o RAY CROWTHER
11420 - 73rd Ave.
DELTA, B.C. V4C 1B7
E-mail rjcrowther@telus.net**

**DEADLINE DATE FOR
THE NEXT ISSUE
August 24, 2012**



LOTO BADGER

YOU CAN BE A WINNER TOO But you can't win if you don't enter!

- RULES:**
1. For every badge you send in, you are granted one entry. Maximum 3 badges. Winner takes the whole pot. (Listed badges only)
 2. Winner announced in the following magazine.
 3. You have 11 weeks to enter after you receive this magazine. All Late entries are automatically entered in the next draw.
 4. IF YOU DON'T ENTER YOU CAN'T WIN.

Please write **BADGER** on the bottom left hand corner of your envelope and
Send all entries to: **RAY CROWTHER
11420 - 73 Ave.
DELTA, B.C. V4C 1B7**

John Butters of Nova Scotia, has won the Loto badger. There were 14 Badges in the pot. Congratulations.

Thanks to all that sent in an entry to the Loto Badger. Lets make the pot even bigger and have more members send in badges for the pot.

Hello Fellow Badgers

From the "Prez"...

The renamed 1st annual Denis Charbonneau Memorial Swap Meet & Auction is in the books and I think a tremendous success, due in a large part to the Charbonneau family who gave us great support and convinced us it must continue in memory of Denis. I personally want to thank Louise, Eric, Peter and Peter's children Nikki (Danny) and Paul, for without them this would not have happened.

Glen and Mike, thank you for all of your time and effort in preparing the auction items and a large thank you to all of the members who donated these items. Another great big thanks goes to all you badgers, who year after year pilgrimage from across Canada, east coast and west coast to make this the great event it is. I was very pleased to see Jean Neil, her daughter Sandy and Cousin Linda make the event and greeting many old friends.

A memorial was held for Denis in the morning with Mike Reid speaking touchingly of Denis, as only Mike can do, with more than a few wet teary eyes. When Mike asked who in the room had been affected by Denis, all hands were up. I had brought some memories of Denis; pictures of CJ display teams, his CJ07 wooden nameplate, and my collection of Montreal Swap meet badges. Eric brought a large collage of family photos, where we could see Denis at different stages and ages.

The Charbonneau family has allocated \$500.00 from the swap meet and gifted a quantity of Denis' badges to create interest in badge collecting for new youth membership. Glen, Mike and I have suggested two ideas to the family, concepts that they liked and we are going ahead to implement these. Further information on this project in the next magazine.

To a very surprised Ian MacCalder, I had the pleasure of presenting him his Scouts Canada 30 year service certificate. Well done Ian.

Club electronic subscriptions are coming in slowly BUT as Ray mentioned in Montreal we are still have only about 25% of members signed up. Please help save us from a dues increase and at the same time receive a better magazine, quicker and easier, by contacting Ray at canadianbadger@telus.net.

For the second year in a row, the "Prez" scored lots of badges and again I had to ask Linda to bring a bag of my stuff home. In my defence, some of it was left over from last year and as then, there was no room in the suitcases of "The Prez"!

In Scouting,
Frank Smith

WELCOME BACK

C1052	Bernard Ron 142 Goyer Chateauguay, Quebec J6K 2L2	57th BP Guild (450) 691-1845
C1263	Dreise Quinten 26153 - 4th Ave. Aldergrove, BC, V4W 2K4	Venturer Nicomekl Area (604) 857-5450 qdreise@gmail.com

Badge Chatter

Greetings from the cataloguer! I've enjoyed my last few months of being the club cataloguer. I've been grateful for the numerous members who have brought new issues to my attention. Folk like John Butters, Ed Ermel, Steve Kavanagh, Tom Evanoff, Keith Laing, Mike Assef, Don Allen, Bill Thow and many others come to mind. My apologies to those not personally mentioned here. Other club members including Ed Ermel, John Butters (again), Mike Assef (again), Rheal Duchesne, Sylvain Vallieres, Anthony Palmer, Glen Wright and Serge Janelle have identified variations in older issues which might or might not require a change in listings.

One thing I thought it would be useful to do in this column is to explain the criteria the badge committee considers in making a listing and the information we need to make an informed decision. In some cases, a badge will not be listed because we know it to be a Group Badge, rather than a District or Area badge. In other cases there is a question as to whether the badge was ever worn, was a prototype, was a rejected issue, or even an unsanctioned reproduction. Not only that, but, to be listed any worn badges must be sanctioned by the District, Area, etc. for wear, rather than a group or few groups wearing it on their own initiative. The misspelled Simcoe Phoenix (Ont S34x "Simcoe Pheonix" comes to mind).

Also of course, this catalogue is just a guide as to what could be collected or what was officially sanctioned for wear. In some cases a badge might be so rare as to be unlikely to be added to any collection. But I believe those badges should be mentioned, as per our ongoing practice, as the catalogue is in many cases the only record available of known District, Area, Council or Provincial badges. Of course in some cases it becomes known that a rare badge should never have been listed in the first place. Anthony Palmer has an excellent article in this magazine pointing out (with good written documentation to back it up) why the Alberta Provincial CAN/ALTA 1h badge is going to be delisted – it turns out it was never worn but was actually part of the production process of the 1g. In other cases where there are minor differences in badge runs such as colour or binding it might be determined the change is not significant enough to identify the change as a new variety. A fundamental change in the design is a key characteristic we are looking for in making a listing decision. This does not mean, of course, that minor changes are not collected. I for one, have the collecting disease, and do collect badges with differences in binding, twill and minor colour variations even if they do not warrant a listing (I am now after some Ottawa Area Chevrons with a cream rather than white background which John Witham brought to my attention). Our club president, as many of us know, will collect almost anything! So, once again the purpose of our catalogue is that of a guide. Again, for the last several years cataloguing decisions have focused on fundamental design changes of badges officially worn on the uniform – we do not catalogue every minor detail. Nor do we catalogue to drive up the price of some badge. Again, other than its archival value, it's only a guide to what you might collect.

In making a listing decision it is important to have not only background information or a scan but the actual badge available. If you have a new (or old) badge to list please send it to me. If you do not have a spare to trade I will send the badge back but it is important to actually have the badge on hand as we ponder it unless perhaps it is an old one attached to a uniform, but in that case digital scans, digital pictures or photographs and other background information should be included so the Badge Committee can make an informed decision. At this year's Denis Charbonneau Memorial Swap Meet and Auction, in Montreal, it was exciting to see some old ASC uniforms as well as some old Scouts Canada uniforms, courtesy of Rheal Duchesne and John Witham. Be prepared for some new listings of older identification strips.

In terms of what one might collect there are a couple of Canadian Scout Associations with badges that the club has not listed until this issue. One is the BPSA Canada (standing for "*Baden-Powell Scout Association of Canada*") although the official name seems to be just the initials). I understand the previous cataloguer, Denis Charbonneau, had intended to list the BPSAC but had not done so before his untimely passing. A similar

situation exists for the “*Association Quebecoise des Aventuriers de Brownsea*” which is listed by the International Badgers Club but was only in the works for listing by our own club. This association was founded in 1991 and merged with the AEBP (*Association Des Eclaireurs Baden-Powell*) in 1997 forming the AABP (now you know the reason for the name change in that association!).

Since becoming the Cataloguer, one thing I noticed is that the current catalogue has gaps in the listings, primarily because there were good reasons to delist a badge. While those decisions stand, in the next full catalogue coming out, we hope to re-insert some of those codes, but making it clear the badges are delisted and why. One example is the BC Gold River badge which used to be listed but is not now because it was determined to be a Group Badge.

Another issue relates to differences within a listed variety, and information relating to error badges used to be noted but is not now. We hope to put more information in the Notes so there is information available to the collector on minor variations, changes, etc. that one might want to hunt for! You can see some examples of this already such as the Jamboree listing notes for the 2011 BC Jamboree.

So enough of chatter; I now bring a few specifics up for input. John Butters came up with a new find for Dartmouth Central (NS D7) as shown below; the new find is the blue waves and other differences vs. the white wave listed variety. This is not being listed at present as we only know of the one badge and suspect it's a prototype. But if you have one of the issues with the Blue Waves, or have more information on this particular issue, please let the Badge Committee know.



Another item for input is the small Canadian National Jamboree badge from 1949 (CAN JAM MISC 1/1a). I have been asked to delist it by Glen Wright, a Club member with an amazing Canadian collection, as he tells me no one has apparently even seen the badge. In support of this, a few years ago I scored a great number of proficiency badges from an individual who attended that jamboree. When Bill Neil heard this he asked me to contact the individual and to ask about the small scarf badge but that individual could not remember such a badge. So, even the grand daddy of Canadian collectors was not sure the badge existed. Therefore, I am asking for input as to whether or not you have the badge or even know anything about it and the source. **If we get no feedback we will probably delist it.**

Finally I would like to thank the club's regional reps: Bill Thow, Anthony Palmer, Everett Dalmas, Tom Evanoff, Dave Winter and Serge Janelle. We are working well together to bring you the best Canadian Badge Catalogue possible!

Until next time, happy badging!

Gord Ennis

Girl Guide Catalogue Changes. Issue 4.

National

1. CANADIAN GIRL GUIDES

- A) Embroidered on cloth strip; “Canadian Girl Guides”.
- B) Swiss embroidered on felt, cut edge, oval; “GIRL GUIDES CANADA”.
- C) Swiss, Cut Edge, Irregular; “GUIDES CANADA”.
- D) Swiss, Rolled Edge, Irregular; “GIRL GUIDES CANADA”, blue border.
- E) Swiss, Rolled Edge, Irregular; “GIRL GUIDES CANADA”, gold trefoil and border.
- F) Swiss, Rolled Edge, Irregular; “GUIDES CANADA”, blue trefoil & red border.
- G) Swiss, Rolled Edge, Rectangular; “Girl Guides of Canada Guides du Canada”, *blue* border.
- H) ***Woven, Rolled Edge, Rectangular; “Girl Guides of Canada Guides du Canada”, 83mm by 40mm, square corners..***
- I) ***Woven, Rolled Edge, Rectangular; “Girl Guides of Canada Guides du Canada”, 75mm by 38mm, rounded corners.***

Note: Worn when traveling outside Canada.

British Columbia

B.25. BURNABY

- A) ***Swiss, Cut Edge, Diamond; “GIRL GUIDES OF CANADA BURNABY B.C.”***

H.5. HART DIVISION (EXT)

- A) Swiss, Rolled Edge, Square; “GGC HART DIVISION HIGHLAND SOUTH WILLISON WILDWOOD”.
- B) ***Swiss, Cut Edge, Shield; “HART DIVISION”.***

K.16. KOKANEE DIVISION (EXT)

- A) Swiss, Rolled Edge, Circular; “KOKANEE DIVISION B.C.”, ***various shadows of blue background and pink in the mountains.***
- B) Swiss, Rolled Edge, Octagonal; “KOKANEE B.C. DIVISION”.

L.1. LADNER DISTRICT

- A) ***Swiss, Rolled Edge, Circular; “LADNER DISTRICT GIRL GUIDES OF CANADA”, light yellow border and yellow lettering.***
- B) Swiss, Rolled Edge, Circular; “LADNER DISTRICT, BC GIRL GUIDES OF CANADA”, red border and blue lettering.

Correction: BC does not appear in the wording.

P.15. PITT MEADOWS DISTRICT

- A) Swiss, Rolled Edge, Circular; “PITT MEADOWS DISTRICT”.
- B) Swiss, Cut Edge, Irregular; “PITT MEADOWS DISTRICT GIRL GUIDES OF CANADA”. ***Heart-shaped. Various shades of blue background and green hills.***

T.3. TAMARACK DIVISION

- A) Swiss, Rolled Edge, Circular; “TAMARACK DIVISION DELREY AREA SURREY B.C.”
- B) ***Swiss, Rolled Edge, Shield; “TAMARACK DIVISION G.G.C. SURREY, B.C.”***

T.18. TERRACE

- A) ***Swiss, Cut Edge, Circular; “GIRL GUIDES TERRACE”***

Miscellaneous 6. SOUTHERN VANCOUVER ISLAND RANGERS

- A) ***Swiss, Rolled Edge, Circular; “SOUTHERN VANCOUVER ISLAND RANGERS”.***

Alberta

C.2. CALGARY AREA

- A) Swiss, Rolled Edge, Circular; "Calgary", dark blue background & border, yellow lettering.
- B) Swiss, Rolled Edge, Circular; "CALGARY CANADA", white background, red border & lettering.
- C) Ribbon, Rectangular; "CALGARY AREA".
- D) Swiss, Rolled Edge, Circular; "Girl Guides of Canada Calgary Area", black background, white border & lettering.
- E) Swiss, Rolled Edge, Circular; "CALGARY AREA GIRL GUIDES", black background, white border & lettering.
- F) **Swiss, Rolled Edge, Irregular; "CALGARY AREA GIRL GUIDES", blue background, white border and lettering, rounded top on badge.**

C2/3. CENTURY CALGARY (EXT)

- A) **Swiss, Rolled Edge, Oval; "CENTURY CALGARY GIRL GUIDES".**

T.9. TWIN RIVERS DISTRICT

- A) **Swiss, Rolled Edge, Circular; "TWIN RIVERS DISTRICT DRAYTON VALLEY, ALBERTA".**

P.3. PEACE RIVER AREA

- A) Swiss, Rolled Edge, Circular; "PEACE RIVER AREA", green lettering.
- B) Swiss, Rolled Edge, Circular; "PEACE RIVER AREA GIRL GUIDES", yellow lettering.
- C) Swiss, Cut Edge, Irregular; "PEACE RIVER AREA ALBERTA".
- D) **Swiss, Rolled Edge, Oval; "Peace River Area", hills, trees left of highway and wheat right of highway.**

P.13. PEACE HILLS DISTRICT

- A) **Swiss, Rolled Edge, Circular; "PEACE HILLS DISTRICT".**

Ontario

B.6. BEAVER DIVISION (EXT)

- A) Screened, Rolled Edge, Oval; "BEAVER DIVISION GIRL GUIDES OF CANADA".
- B) Swiss, Rolled Edge, Oval; "BEAVER DIVISION", green background.
- C) Swiss, Rolled Edge, Diamond; "GIRL GUIDES OF CANADA BEAVER DIVISION".
- D) Swiss, Rolled Edge, Rectangular; "BEAVER DIVISION".
- E) Swiss, Rolled Edge, Irregular; "BEAVER DIVISION", map with the names of the six districts within the division.
- F) **Swiss, Rolled Edge, Dome shaped; "BEAVER DIVISION"**

C.51. COCHRANE DIVISION (EXT)

- A) **Swiss, Rolled Edge, Circular; "COCHRANE DIVISION GIRL GUIDES".**

H.12. HERITAGE DIVISION (EXT)

- A) Swiss, Rolled Edge, Oval; "HERITAGE DIVISION GIRL GUIDES ST. CATHARINES 1910", white background, red border.
- B) **Swiss, Rolled Edge, Circular; "HERITAGE DIVISION GIRL GUIDES St. Catharines 1910", white lettering on blue background, gold border.**

L.28. LINCOLN DIVISION (EXT)

- A) **Swiss, Rolled Edge, Irregular; "LINCOLN DIVISION ST. CATHARINES 1910".**

M.41. MASSEY SPANISH (EXT)

- A) **Swiss, Rolled Edge, Circular; "MASSEY SPANISH".**

Y.5. YORK DOWNS DIVISION (EXT)

- A) **Swiss, Rolled Edge, Octagonal; "YORK DOWNS DIVISION BROWNIES GUIDES RANGERS".**

MISCELLANEOUS 12. ONTARIO PATHFINDERS

- A) **Swiss, Rolled Edge, Circular; "ONTARIO PATHFINDERS 1979 1999 LEAP INTO THE MILLENNIUM".**

MISCELLANEOUS 13. NIAGARA AREA RANGERS JUNIOR LEADERS CADETS

A) Swiss, Rolled Edge, Parallelogram; "NIAGARA AREA RANGERS JUNIOR LEADERS CADETS"

Quebec

C.5. CHATEAUGUAY DISTRICT

- A) Swiss, Rolled Edge, Circular; "CHATEAUGUAY DISTRICT GIRL GUIDES A CIRCLE OF FRIENDS JUNIOR LEADERS CADETS RANGERS GUIDERS", blue border, circle split in four showing A Spark, A Brownie, A Guide and A Pathfinder.
- B) Swiss, Rolled Edge, Circular; "CHATEAUGUAY DISTRICT QUEBEC GUIDES CANADA", white border, campfire, sleeping bags under the stars.
- C) Swiss, Rolled Edge, Circular; "CHATEAUGUAY DISTRICT GUIDES CANADA", black border, tent.
- D) Swiss, Rolled Edge, Circular; "CHATEAUGUAY DISTRICT QUEBEC GUIDES CANADA", silver mylar border, campfire ring, stars and trefoil, sleeping bags.**

New Brunswick

1./1. NEW BRUNSWICK 75TH ANNIVERSARY OF GUIDING

A) Swiss, Rolled Edge, Circular; "N.B. 75 1985 CELEBRATION".

NOTE FROM THE CHARBONNEAU FAMILY

The Charbonneau family is small and close knit, but I must admit that, of my uncles, I knew Denis the least. He was a very private person and he was usually very quiet. Last week you guys helped me get to know Denis a little bit better and I just wanted you to know how much I appreciate that. I have always known that he was generous and kind hearted, but if "a man is known by the company he keeps" then I am reassured. You guys are great. It is really nice to know that Denis kept such great company and that he had such amazing friends.

As a first time attendee and 'outsider', I must say that I felt privileged to have participated in this year's Canadian Badgers Club Swap Meet and Auction. This was the first memorial event and it was evident, even to an outsider, that something was missing. The tribute to Denis Charbonneau was heartfelt and it was moving to see how many people my uncle had affected and touched in some way. This year's badge, with its missing chunk, was an appropriate reminder that somehow things weren't complete.

The auction itself was fun to watch. Glen and Frank fed off each other and their good humour was evident in spite of the circumstances. Despite the effort that goes into preparing such an event, they made everything look so easy and it all went off without a hitch. Everyone involved did an excellent job and I think Denis would have been proud.

At some point throughout the day I spotted a young boy engaged in conversation with an older man, I believe they were looking at the boy's collection. It was amazing to see two people so different brought together by a common passion. What a special thing to have in today's busy and hectic world; people of different professions, ages and avenues coming from all over to dedicate a weekend to something they are passionate about! I think if we all took a little more time doing things we are passionate about, the world would be a very different place!

*Wishing you all many years of trading,
Nikki Charbonneau*

Dear Fellow Badgers,

I have always believed and feel strongly that the principals and values of the Canadian Badger's Club are gauged on the validity and soundness of the Club's Varieties Catalogue. I always prefer to have badges added to the catalogue, albeit with the correct scrutiny, and it is difficult when faced with the possibility of a listing error in our catalogue.

I believe that CAN/AB 01h was not used and should never have been listed in our Catalogue. Because of the similarities between the two issues, I have been looking into the 'g' and 'h' varieties of the Alberta Provincial. Recently, Mr. Denny May had a 'g' issue for sale on eBay so I asked him (through eBay) about the 'h' issue and if he had any available. Denny replied to me through eBay saying:

“The unbound one was a ONE ONLY that I have - with the number of people asking for it I think I had better list it with a starting bid of \$999.00 or a Buy-It-Now price of \$10,000.00 - why in the world did they list it? They never were available - I think this one was a manufacturer's sample. Like the bound ones with different measurements - all from the same batch - there was only one batch.”

I asked Denny to put something down in writing concerning the 'h' issue, and he kindly did so:

In the late 1960's when I had joined the Executive Staff I was serving as the Provincial Field Executive for Central Alberta based out of the Edmonton Office.

At one of the Provincial Council Meetings I brought up the subject of the old Silk Roll badge which was hard to sew on the uniform and suggested a badge of a more substantial material with bound edges. The idea caught on and was approved.

The Provincial Office ordered the new type of badge - I'm not sure of the manufacturer. I remember opening the box of badges to arrange shipment to the Calgary Office and in the box were a very few silk roll badges still in a strip and not finished. I bought one for my collection and left the rest in the box. I suspect there were maybe 10 or 12 in total. You can see the guide lines for the stitching on the scan - it has been sewn on a blanket & removed.

I noticed too that the Badgers Club list varieties of this badge – the reason for any difference in sizes is that the badges were individually cut and hand stitched - the finished result was anything but constant as you can see in the scan below - the measurements of these badges (all from the same batch) is quite different. It was shortly after this in the 1970's that we went to the swiss-embroidered badge.



: }

drmx

maycroft1@shaw.ca

Denny May

I have removed the 'h' issue of the Alberta Provincial from my wants list as I truly believe it was not an actual Provincial issue. The only regret I have is for those collectors who have spent significant amounts of money on their collections (myself included) only to find that one of the gems is purely a curiosity or prototype of some sort. That being said, I think we can all agree that it is vitally important that we have a strong catalogue for the future members and subsequent growth of our Club.

Yours in Badging,

Anthony Palmer, C0882

WELCOME NEW MEMBERS

C1292

Simmons Shem
91 Ryerson Rd. W.
Lethbridge, Alberta
T1K 4N7

Venturer Leader
Windstone Area
(801) 981-4525 (skype #)
shem@shemsimmons.com

B.C & Yukon Badge Report

May 2012

Well summer is almost here and usually at this time of year things slow down in regards to new badge issues being released. Not this summer! With all the new varieties coming from each Council across the country there should be a continuous number of badges coming available over the “quieter” months.

In B.C. & Yukon five new issues became available just before the very well attended Montreal Swap meet. These badges are; Green Timbers Area, Orca Coast Area, Burnaby Area, Pacific Spirit Area and Coho Area. This leaves 20 of the 26 Area badges in B.C. & Yukon still to come. Hopefully most will be available by September, when Scouting comes into full swing for another year.

Also with summer months upon us look for the annual B.C. lower mainland swap meet. This is always a great event. Badgers from all over come and have fun swapping stories and lot of badges.

Yours in Collecting,
Bill Thow
B.C. & Yukon Badge Rep.

HAMILTON AREA SWAP MEET AND AUCTION

Saturday November 3, 2012

Location: Hamilton Area Scout House

Swapping	10 AM to 2:30 PM
Table Silent Auction	Noon to 2:30 PM
Hamilton Area Live Auction	2:30 to 4 PM

The Hamilton Area will again be running an auction of donated scouting badges and memorabilia with all the proceeds going to the Hamilton Area to assist with registration for youth in need and the operation of Camp Nemo. The auction booklet will be available around Sept. 1 and we will take phone, mail and/or e-mail bids if you are unable to attend.

For swap meet info, directions to Scout House or to get an Auction Booklet:

Contact: Tom Evanoff 905-523-4619 swappertom@gmail.com

“THE CANADIAN BADGER” Magazine

Recently I’ve heard several pros and cons to our magazine now being received electronically. Basically, the membership fee will continue to remain low if we start using our own paper and ink. I realize we still have several Badgers without computer access so the Club will still have to do things the old fashioned way for them.

After a three year absence for family and/or medical issues, I attended the 2012 Denis Charboneau Memorial Swap Meet & Auction and am now convinced more and more this is the way of the future for the Club to be going. While at the Swap Meet & Auction, I noticed at least four other Badgers roaming around from table to table with iPads/Mobile Devices. Since I recently purchased a new iPad2 to assist me in my other hobby besides Badges and Crests, that being Genealogy, I started asking some questions of two of these Badgers as to the technology involved and what they had on their iPads.

When I returned home, I dropped into my old place of employment at Dalhousie University and described to one of my old workmates who’s a computer wizz, what I had seen in Montreal. How can I do this on my iPad2? It’s simple I was told. The Magazine comes in a .pdf file attachment to an e-mail. You save this file attachment on your computer in iTunes under “Books”. You download a free application for your iPad2 called iBook. Next, you connect your iPad to your computer via the USP cord. Select the item/s on your computer in “Books” you want to put into your iPad. Ask your computer to “Sync” with your iPad. Presto, I have the December 2011 and March 2012 copies of the newly formatted Magazine setting on the “Bookshelf” of my iPad. With the June 2012 Magazine, I will not be printing off a copy as I did with the other two but just adding it electronically to my iPad Bookshelf instead.

As our Club progresses with this new technology, I’m now on the lookout for a copy of the Variety listings, Girl Guide listings, Auction Prices listings etc. in .pdf format. I envision no more lugging around heavy and bulky reference books to any future Swap Meets, Traderees or jamborees to see if I have it, need it or what’s it worth. I’ll have everything at my fingertip I require on a device that’s only 7” x 9” x 3/8” and weighs a pound or so. At age 69, one is never too old to learn new things.

Dave Winter, C0521
Maritime Representative, Canadian Badgers Club

DIRECTORY CHANGES

C0500 Butters John C.
P.O. Box 123
1166 Cedar Road
Maitland, Nova Scotia.

Troop Scouter
Tri-County Area
(902) 261-2346
B0N 1T0
eagle8@ns.sympatico.ca

C1257 Smithyman Ralph
4 Jocelyn Court,
Raceview, Queensland
4305 Australia

Former Leader/Supporter
Limestone District
07-3288-7194
railsmith99@dodo.com.au

NEW ISSUES



CAN/NAT 9b (new find)



CAN/NAT 21b



CAN/NAT 28a



CAN/BC S13a



CAN/MAN * a



EXT/CAN/AQAB 1a



EXT/CAN/AQAB 2a



CAN/BPSA/MANITOBA 1a



CAN/BPSA/CANADA 1a



CAN/BPSA/ALBERTA 1a



CAN/ONT T14e



CAN/BPSA/ONTARIO 1a



CAN/BPSA/ONTARIO 1b



CAN/BPSA/ONTARIO 1c




CAN/BPSA/ONTARIO 1d



CAN/BPSA/QUEBEC 1a




CAN/BPSA/NOVA SCOTIA 1a



CAN/BC B16e



CAN/BC C23b



CAN/BC G5b



CAN/BC O1b



CAN/BC P7b



CAN/ALTA C1b (new find)



CAN/MAN S3c (new find)



CAN/ONT B21a



CAN/ONT B21b



CAN/ONT G11b



CAN/MAN T1c (new find)



CAN/MAN T1b



CAN/ONT L1a (new find)



CAN/NS K3b



CAN/ONT O3d (new find)



CAN/ONT O3e



CAN/ONT S29c



CAN/ONT S29a



CAN/NFLD G1b (new find)



CAN/ASC S4f (new find)



CAN/NS S8b



CAN/ASC E2d (new find)




CAN/ASC 01/1a



CAN/NS Jam 5/2a (size reduced to fit page) (actual size 124mm X 130mm)



CAN/ASC Jam 17a



CAN/ONT S18b (new find)

CANADIAN BADGERS CLUB



Wooler Swap Meet

On **Sat. Oct. 6th 2012**; hosted by Algonquinte Area and the Belleville Scout Museum; the “Swap” will be located at the Wooler Scout Hall in Wooler. (We have more room than the Museum does.)

The “make an offer table” and the “table auction” and door prize draw will be available about 2:00 p.m. with the live auction starting about 3:00 pm. A Lotto Badger may be held. A listing of the live auction items will be available in early September by e-mail request to:

edalmas@xplornet.com

This will be a day long event; starting at 9 AM (Doors open 8:30) and running until 4 PM on **Saturday the 6th of October 2012**. Lunch (soup & sandwiches) will be available around Noon (Donation); along with Coffee or Tea. Canned Pop or Bottled Water (\$1.00) will be available throughout the day. Admission is one badge per person plus one badge for a table. Badges collected from these 2 charges will become part of the door prize draws.

All proceeds from this event will go towards the “Algonquinte Area Youth Assistance Fund”. (Cash or cheques only please! Sorry No Debit or Credit cards.) Any and all donations towards this event will be greatly appreciated.

How do I find the Wooler Scout Hall?

Take Exit 522 off the 401 and go North on the Wooler Road (County Road 40) for 8.3 KM. At the south end of the village you will pass Fast Freddy’s Free Flow Gas Bar. Continue north through the village up the hill to the DNA Auto where the road makes a 90 degree turn to the right (East). The Scout Hall will be on the left (North side) about half way to the next corner. The Hall is a large 2 story red and grey building next to the road. If you reach the Catholic Church on that next corner you have went too far.

Hope to see you at the Swap.

Everett Dalmas
Ont. East Club Rep.

Dear Fellow Badgers;

There has been plenty of activity for the Badge Committee over the past few months with a series of older variety discoveries and the new issues from across the Country.

Saskatchewan Council has released their new Council badge which conforms to the new size and type of manufacture now required by Scouts Canada. There is also a new Great Plains Area badge out of Saskatchewan with a size difference. This issue will not be listed until September given the amount of Catalogue changes and additions this time around!

It is still the plan for Chinook Council, Northern Lights Council and Saskatchewan Council to deplete their current stock of embroidered badges before they order the new badges. So come on, pick up the phone and order some swaps from these Councils before they're all gone!

Cheers!

Anthony Palmer

C0882

Twelfth Canadian Scout Jamboree – CJ'13
Sylvan Lake, Alberta – July 6 to 13, 2013

The Canadian Badger's Club has been a part of the Canadian Jamboree experience for youth and adult participants alike since the 4th Canadian Jamboree, which was held in Prince Edward Island in 1977. The Canadian Badgers Club has been asked to offer our services with a Display, so this proud tradition will continue at CJ'13!

We plan to have a display showing the current Council and Area badges that are being worn by members of Scouts Canada, to re-use the printed badge panels from CJ'07, and we have plans in the works to have a display of Scout Proficiency badges, an aspect of Canadian Badge collecting which has never been shown by the Canadian Badger's Club at any of the previous Canadian Jamborees!

It is my pleasure to introduce the All Canadian Badge Display Team for CJ'13!



- | | |
|-------------------------|------------------|
| • Mike Assef, C0974 | Ontario |
| • Linda Aug, C1149 | British Columbia |
| • John Butters, C0500 | Nova Scotia |
| • Quinten Dreise, C1263 | British Columbia |
| • Gordon Ennis, C1096 | British Columbia |
| • Steve Kavanagh, C0331 | Ontario |
| • Ian MacCalder, C1207 | Nova Scotia |
| • Jim Munns, C0028 | British Columbia |
| • Frank Smith, C0684 | British Columbia |

Cheers!

Anthony Palmer, C0882

Plans are in the works to have the Canadian Badger's Club CJ'13 badge available for pre-sale for the September magazine. Stay tuned for more information!

CATALOGUE CHANGES AND ADDITIONS

Additions

- CAN/NAT. 28. Sea Rovers identification strip.
- CAN/BC. S.13. Sea to Sky Area.
- CAN/MAN. "8. MANITOBA (COUNCIL)
- CAN/AQAB. Canadian Scout Association:
EXT 1. AVENTURIERS DE BROWSEA.
EXT 2. ECLAIREURS DU QUEBEC.
- CAN/BPSA CANADA. Canadian Scout Association:
CANADA 1 "B.P.S.A. CANADA".
ALBERTA 1 Strip "BPSAC".
MANITOBA 1 Strip "CFIS".
ONTARIO 1 (Four different strips: "BPSAC", "CFIS", "TEAC
CFIS" AND "BPSC CFIS").
QUEBEC 1 "CFIS".
NOVA SCOTIA 1 "CFIS".

Changes

- CAN/NAT. 9. New badge uncovered (9.b). "BOY SCOUTS-CANADA", Red lettering on grey wool background.
21. New badge issued. Vertical weaving in white centre part of flag.
- CAN/BC. B.16. New badge issued. Now woven, high definition, backed and bound, rectangular.
C.23. New badge issued. Now woven, high definition, backed and bound, rectangular.
G.5. New badge issued. Now woven, high definition, backed and bound, rectangular.
O.1. New badge issued. Now woven, high definition, backed and bound, rectangular.
P.7. New badge issued. Now woven, high definition, backed and bound, rectangular.
- CAN/ALTA. 1. Variety "H" delisted. (never worn)
C.1. New badge uncovered (C.1.b). "CALGARY" white cowboy hat with stitched black design.
- CAN/MAN. 1. Add EXT., Add NOTES: Replaced by 8.
S.3. New badge uncovered (S.3.c). Beaver on log with vertical stitching.
T.1. New badge uncovered (T.1.c). 45 mm wide, small cross, Narrow shouldered explorer.

CAN/ONT. B.21. New badge uncovered (B.21.b). Beads of feather design within badge border.

L.1. New badge uncovered (L.1.a). Screen printed printed on silk-like material with backing. "LONDON".

G.11. New badge issued. Now woven, high definition, backed and bound, Irregular-CSP shaped. "GREATER TORONTO COUNCIL".

O.3. New badge uncovered (O.3.d). Stitched line around shield "OSHAWA DISTRICT".

S.18. New badge uncovered (S.18.b). Tent flap closed. "SYDENHAM DISTRICT".

S.29. New badge uncovered (S.29.c). Swiss embroidered, rolled edge as opposed to the woven S.29.a. issue.

S.33. New badge issued. Now woven, high definition, backed and bound.

T.14. New badge issued. Now woven, high definition, backed and bound, Irregular-CSP shaped. "TRI-SHORES COUNCIL ONTARIO CANADA".

CAN/NS. k.3. New badge issued. Black border, "KINGS".

S.8. New badge issued. Black detail inside the trees. "SOUTH SHORE AREA".

CAN/NFLD. G.1. New badge uncovered, (G.1.b). Close to horizontal weave in gander and beige chin.

CAN/ASC. E.2. New badge uncovered (E.2.d). Vertical weave in blue base. "ESTRIE".

O.1/1 New badge uncovered (O1/1.a.). 60th Anniversary. "SCOUTS DU CANADA 60^e OTTAWA 1978".

S.4. New badge uncovered (S.4.f.). Claws of bird retracted and tail bunched in.

Jamboree badges

CAN/NS. 5/2. N.S.S. Bonaventure SJ'09 SUB CAMP.

CAN/ASC. 15a. Mistake corrected in description.

16.a. Mistake corrected in description.

17.a. New find. 3RD Ontario Federaton Jamboree. "JAM-MONDE '98 CAMP AWACAMENJ MINO".

18.a. Mistake corrected in listing order.

Cataloguer.....Gordon Ennis C1096

Badge Rep. British ColumbiaBill Thow C1135

Badge Rep. PrairiesAnthony Palmer C0882

Badge Rep. OntarioEverett Dalmas C0408

Badge Rep. OntarioTom Evanoff C1012

Badge Rep. QuebecVacant

Badge Rep. MaritimesDavid A. Winter C0521

Badge Rep. ASCSerge Janelle C0854

APPLE DAY BADGES WANT LIST

JOHN ZABARYLO 724 Nottingham Ave., Winnipeg, MB R2K 2C6 Phone 204-669-0871

1. NATIONAL - SQUARE

Anything before 1984, 1997 [Square ?], 2009, 2011, 2012.



2. N.W.O. [North West Ontario]

Anything before 1993, 1995, 1997, 1999, Anything after 2000.



3. NATIONAL – APPLE SHAPE

a. **White** – anything before 1996, 2000, 2001, 2002 & anything after 2003.


b. **Yellow** – anything before 1997 & after 1997.

c. **Green** – anything before 1998 & after 1998.



4. DARTMOUTH REGION

Anything before 1983, 1985, 1986, 1987, 1988, 1990, 1991, 1993, 1996, 1997, 2004, 2005, 2006, 2007, & anything after 2008.



5. TRI-COUNTY

Anything before 1989 and anything after 1991



6. HALIFAX REGION

Type A – Apple shape – anything before 1978, 1979, 1981, & anything after 1982.



Type B – Circular – anything before 1983, 2008, 2009, 2011, 2012.



7. LONDON, ONT.

Anything before 1972, anything after 1982.



8. OSHAWA, ONT.

Anything before 1983, 1984, 1985, 1986, 1987, 1988, & anything after 1992.



9. Anything else in regard to badges, tags, paper items, etc., just let me know what you have first.

I have been working on booklets for these badges for years now and have produced booklets on the TREES FOR CANADA BADGES & MISC as I have been selling them on EBAY for years now and make updates to it periodically. I have finished a booklet on the apple day badges and have sent out sample copies to those who have kindly supplied info or pictures. I will be updating this booklet soon and will be ready for selling them soon. I have also been working on the TRAILS END POPCORN BADGES AND MISC as well. I have been compiling info and pictures on them and when I have finished the APPLE DAY BOOKLET I will be getting to work on the popcorn. I have also been working on a booklet on MANITOBA SPECIALTY BADGES.

As a note I have been periodically putting an ad in the badger journal requesting help on the above noting that it was for the purpose of producing booklets on the. I have never advertised the trees booklet for sale in the journal and a few interested members who are on EBAY have acquired. A few kind soles were helpful in providing what they could for which I am thank full.

So if anyone is interested in a copy of the TREES FOR CANADA booklet they can contact me and for the others I will let the club know when they are finished and available to the members.

UNLISTED ANNIVERSARY BADGE



The records of the Scouting movement in Prince Rupert show that the first troop was started on October 10, 1911. It was sponsored by the Anglican Cathedral in Prince Rupert which became 1st Prince Rupert Group. On January 31st 1912 the troop boasted an impressive count of boy's: 40 Scouts, one Scout Leader and 5 Patrol Leaders.

Editor's note:

Andy Wick in Prince Rupert (Andy is the DCC Northern/Yukon for Cascadia) said that the badge was designed by Chris Green in Prince Rupert, and confirmed that it is not to be worn on the uniform.

BADGE HISTORIES

CAN/BC Q1a EXT QUEEN CHARLOTTE ISLAND



The district badge of the Queen Charlotte Islands (Canada's western most Scouting district) is designed to show the most important aspects and resources of the area. The top left section depicts the salmon fishing industry, important to the islands both as a commercial enterprise and as a tourist attraction. The top right section shows the forests that support the number one industry of the Charlottes – logging, centered in the forest on the badge is the “Golden Spruce” a local landmark. The bottom section is of a killer whale done in the traditional Haida Indian motif, this represents the local Indian culture and the abundant and varied wildlife of the Islands. The two dominant colours yellow and green represent the cubs and Scouts active in the district

BRITISH COLUMBIA LOWER MAINLAND BADGE SWAP MEET

WHEN:

SATURDAY - AUGUST 11th, 2012 - 10am TO 4pm

WHERE:

19893 - 37A Ave. Langley, BC

Pizza and Pop supplied for lunch.

Pot Luck Supper for those that wish to stay and visit after swap meet.

(Bring a dish to share for supper)

INFORMATION:

Ray Crowther (604) 594-1259 rjcrowther@telus.net

IMPORTANT NOTICE

“THE CANADIAN BAGER”

MAGAZINE IS NOW AVAILABLE IN ELECTRONIC FORMAT

If you would like to receive “The Canadian Badger” in an electronic format please send your name, club number and E-mail address (where you wish to receive electronic magazine) to canadianbadger@telus.net . All pages that are received in colour will be produced in colour in the electronic magazine. All the pages will be formatted on 8.5 X 11 inch paper so the badges will be full size.

The first electronic version of the magazine came out in December Volume 36 No. 4. Any comments or suggestions on improvements would be appreciated.

Ray Crowther C0324 Editor “The Canadian Badger”

IMPORTANT NOTICE - FIRST REMINDER

ALL CLUB MEMBERSHIPS EXPIRE WITH THE SEPTEMBER MAGAZINE. PLEASE CHECK THE YEAR ON YOUR ADDRESS LABEL, IF IT IS 2012 THE SEPTEMBER MAGAZINE WILL BE THE LAST MAGAZINE THAT YOU WILL RECEIVE UNTIL YOU SEND IN YOUR RENEWAL. RENEWALS SHOULD BE SENT TO:

THE CANADIAN BADGERS CLUB

c/o 2590 East 15th Ave.,

Vancouver, BC, Canada

V5M 2K1

NOTE RATES ON PAGE 31

BADGES FOR SALE

			
BC H2A \$850	BC K6A \$80	CAFÉ M1A \$110	MAN S5A \$70
			
MAN 1d (used) \$375	NB C3A \$95	NB S1A (used) \$110	NS JAM 1A \$95
			
NWT 1B \$110	MAN 1B \$150	ONT B12A \$280	ONT H8A \$160
			
ONT M3C \$95	ONT N5A \$95	ONT W3B \$65	MAN L3A \$55

Contact : **Ralph Williams**
14 Hartford Lane,
St. Stephen, New Brunswick,
E3L 3A7

Email – resmondw@hotmail.com

WANTED WANTED WANTED WANTED WANTED WANTED WANTED WANTED

Frank D. Smith, 33601 First Avenue, Mission B.C. V2V 1H3. fdsmith@telus.net

Group Badges, shoulder flashes, strips, etc. from B.C.

C0408 EVERETT DALMAS BOX 32, WOOLER, ONT. K0K 3M0 30/04/12
CANADIAN WANTS LIST:
NAT. (CURRENT) 21a,21b;22a. Other new badges not yet listed.
BC. (CURRENT) E6/1a;K3/4a.
Any new badges not yet listed.
ALTA. (CURRENT) Any new badges not yet listed.
SASK. (CURRENT) Any other new badges not yet listed.
MAN. (CURRENT) Any other new badges not yet listed.
PQ. (CURRENT) Any new badges not yet listed.
NB. (CURRENT) C2d;S3b. Any new badges not yet listed.
NS. (CURRENT) K3a. Any new badges not yet listed.
PEI. (CURRENT) 1g. Any new badges not yet listed.
NFDL. (CURRENT) Any new badges not yet listed.
ONT. (CURRENT) P8d;S36b.
Any new badges not yet listed.
(EXT) A4a;H13a,17;O3c,4a;P10a;R5a;S3/1a,8/1a;T8. Misc. 3a;7a.
NWT. (CURRENT) Any new badges not yet listed.
ASC. (CURRENT) L5b;O4d. Any other new badges not yet listed.
PLUS: (NEW) ANY ISSUES &/OR VARIETIES TOO NEW TO HAVE BEEN LISTED YET.
SWAPS: ONT. A13a;B1/1a;H23a;K11a;L9b,10a;O3f,5/2a;P3d,6d,6/1a;
T3d,3/1a,16a;U1b;V3b,4b;W6c,17c.
PLUS MANY OTHERS. SEND WANTS LIST. BULK SWAPS AVAILABLE.
NEED TO REBUILD MY SWAP BOX. (SEND 2 YOURS FOR 2 MINE; OR
FOR 2 FROM THE ABOVE SWAP LIST.) edalmas@explornet.com

Badger Gord Says Lets Trade

I've tons of traders: 1* thru 5*. Examples:

NAT 7d; 25a; 25b.

BC 1a; B2b; B4a; C6a; C7b; K5a.

Alta 1g; B1a; G1a; G3a.

Sask B1b; B4a; E1a; R1a; R2a; R3a; S2b; W2a.

Man F1a; L1a; S3a; S4a; S5c; T5a.

Ont 1d; 1e; B1a; B5a; C10a; M5a; P3a; P5a; N20a.

PQ; NB; NS; PEI; NFDL; NWT; CAFE; ASC; AEBP, BPSAC – lots of traders too

Please email your wants list, and I will email you mine. Besides Canadian I'm interested in proficiency, WJ items and some foreign badges. I need both some golden oldies and some newbies.

Gord Ennis, 110-19639 Meadow Gardens Way, Pitt Meadows, BC V3Y 2T5 ennisgl@telus.net

BADGES FOR SALE OR TRADE SALE PRICE \$30 EACH

BRITISH COLUMBIA - BC A3A BC B2B BC B5A BC C4B BC C18B BC E3A M1A N12/1A S7B
T1D

ALBERTA - AB B2A AB B5A AB G3A AB L3A MISC 2C MISC 2/2A

SASKATCHEWAN D1C N1A P3/1A **MANITOBA** MB D1B MB T2B T3/1A

ONTARIO - PROVINCIAL PROTOTYPE F5A M6B M12A N1B S13A S17B S 24/1A
V2A W4C

QUEBEC - 2A C1B D2A L2A M2B S11B S8B W1C W2A

NEW BRUNSWICK - F1A R1A S2A **NORTHWEST TERRITORIES** 2A

CANADIAN ARMED FORCES EUROPE (CAFE) B1B

ASSOCIATION DES SCOUTS DU CANADA (ASC) C9/1A O5/1A R2/1A S4D JAM 5A
JAM DES NEIGES QUEBEC 2000

Contact : **Ralph Williams**
14 Hartford Lane,
St. Stephen, New Brunswick,
E3L 3A7

Email – resmondw@hotmail.com



Congratulations

Ian MacCalder on Receiving his Scouts Canada 30 year Service Certificate

MEMBERSHIP RATES

MEMBERSHIP:

Open to any member of scouting and to any scouting group. As a member of **“The Canadian Badgers Club”** you will receive a Directory of Members, a varieties book of Canadian Badges and a quarterly magazine, “The Canadian Badger”. This magazine contains information on new badges, lists of new members, collecting hints, maps, badge histories and pictures, meeting notices, and members’ wants and swap lists. Each member is entitled to one free ad per issue.

RATES:

Canadian Youth (15 yr. or younger)	\$12.00/1 yr.,	\$23.50/2yr.
Canadian Adult (16 yr. or older)	\$20.00/1 yr.,	\$38.00/2 yr.
Canadian Group	\$20.00/1 yr.,	\$38.00/2 yr.
USA	\$25.00/1 yr.,	\$48.00/2 yr.
Foreign (outside Canada and USA)	\$33.00/1 yr.,	\$64.00/2 yr.

Membership runs from October to September, Memberships received after May 31 will apply to the following year.

To become a member, fill in the form below and send it along with a cheque or money order payable to:

The Canadian Badgers Club
c/o 2590 East 15th Ave., Vancouver British Columbia Canada V5M 2K1

THE CANADIAN BADGERS CLUB NAME _____ Full Address _____ City or Town _____ Postal Code _____ Province _____ Country _____ Position in Scouting _____ Phone ____-____-_____ District, Council or Area _____ E-mail _____	Club use only Club No. _____ Expiration date _____ Date Joined _____	Membership Type <div style="display: flex; justify-content: space-between;"> 1yr 2yr </div> YOUTH __ __ ADULT __ __ GROUP __ __ FOREIGN __ __ Fee: _____
---	--	--

I COLLECT AND/OR AM INTERESTED IN						
CANADA ____ District	USA ____ CSP'S	International ____ National	Crests ____ Event	Misc. ____ Memorabilia	Misc. ____ Pins	Other _____
____ Dist. Varieties	____ OA Flaps	____ District	____ Camp	____ Neckerchiefs	____ Stamps	_____
____ Jamboree	____ Jamboree	____ Jamboree	____ Group	____ Woggles		_____
____ Insignia	____ Insignia	____ Insignia	____ Guide	____ Mugs		_____



VARIETIES CATALOGUE

**June 2012
Update #14**

The Canadian Badgers Club

CANADIAN VARIETIES LISTING - UPDATE #14 - JUNE 2012

This update contains additions and changes to the Canadian Varieties listing of June 2012. The new listings show all varieties of the badge and replaces the previous listing.

NATIONAL (CAN/NAT)

EXT 9. SCOUTS

- A) Swiss, Cut edge, Strip; "BOY SCOUTS - CANADA", Lettering is red on khaki background, Lettering is 95mm wide, no border, Edges folded under. [WJN-5]
- B) Swiss, cut edge, strip; "BOY SCOUTS - CANADA", Red lettering on grey wool background, Lettering is 85mm wide, no border, edges folded under. [TCB-37/2]
- C) Swiss, Cut edge, Strip; "BOY SCOUTS - CANADA", Scarlet red lettering on tan background, Lettering is 93mm wide, No border, Edges folded under. [WJN-5]
- D) Swiss, Cut edge, Strip; "BOY SCOUTS - CANADA", Lettering is dull red on beige background, Lettering is 93mm wide, No border, Edges folded under. [WJN-5]
- E) Swiss, Cut edge, Strip; "BOY SCOUTS - CANADA", Lettering is red on olive green background, No border, Edges folded under. [WJN-5]
- F) Embroidered, Cut edge, Strip; 95mm x 19mm, "BOY SCOUTS - CANADA", Lettering in red on green background, Lettering is 89mm wide. [WJN-5]
- G) Embroidered, Cut edge, Strip; 113mm x 19mm, "BOY SCOUTS - CANADA", Lettering in red on green background, Lettering is 93mm wide. [WJN-5]
- H) Swiss, Cut edge, Strip; "BOY SCOUTS - CANADA", Lettering in red on blue background, No border, Edges folded under. [WJN-5 as 14A]
- I) Swiss, Cut edge, Strip; "BOY SCOUTS - CANADA", Brown lettering on blue background, No border, Edges folded under.
- J) Embroidered, Cut edge, Strip; 97mm x 18mm, "BOY SCOUTS - CANADA", Lettering in yellow on olive green background, Lettering is 85mm wide. [WJN-5 as G]
- K) Embroidered, Cut edge, Strip; 105mm x 17mm, "BOY SCOUTS - CANADA", Lettering in yellow on dark green background, Lettering is 94mm wide. [WJN-5 as H]
- L) Swiss, Cut edge, Strip; "BOY SCOUTS - CANADA", Lettering in gold on green background, No border. [WJN-5 as I]
- M) Swiss, Cut edge, Strip; 100mm x 18mm, "BOY SCOUTS - CANADA", Lettering in gold on green background. [WJN-5 as J]
- N) Swiss, Rolled edge, Strip; 125mm x 20mm, "SCOUTS - CANADA", Lettering in gold on green background. [WJN-5 as K]
- O) Swiss, Cut edge, Strip; 102mm x 19mm, "SCOUTS - CANADA", Lettering in gold on green background, No flag. [CBB,WJN-5 as L]
- P) Swiss, Cut edge, Strip; "SCOUTS - CANADA", Lettering in gold on green background, With flag. [TCB-6/3,WJN-5 as M]

NOTE: Replaced by 18

21. SCOUTS CANADA (GEILENKIRCHEN,GERMANY)

- A) Swiss, Rolled edge, Square, Rounded corners; "SCOUTS CANADA" along with a flag representing the three countries involved, GERMANY, CANADA and the NETHERLANDS. Horizontal weaving in white centre part of flag [TCB-21/4]
- B) Swiss, Rolled edge, Square, Rounded corners; "SCOUTS CANADA" along with a flag representing the three countries involved, GERMANY, CANADA and the NETHERLANDS. Vertical weaving in white centre part of flag [TCB-37/2]

28. SEA ROVERS

- A) Woven, high definition, strip, "SEA ROVERS ROUTIER MARINS". With anchor. Navy Blue background. [TCB-37/2]

BRITISH COLUMBIA (CAN/BC.)

B.16. BURNABY (AREA) [PC]

- A) Swiss, Rolled edge, Rectangular 52mm x 77mm; "SCOUTS CANADA BURNABY", Map in brown, Yellow, Green, Blue & yellow stripes. [TCB-7/4,WJN-1]
- B) Swiss, Rolled edge, Rectangular 50mm x 77mm; "SCOUTS CANADA BURNABY", Map in brown, Yellow, Green, Blue & red stripes. [TCB-9/3,WJN-1]
- C) Swiss, Rolled edge, Shield 65mm x 85mm. [TCB-18/2]
- D) Swiss, Rolled edge, Shield 57mm x 75mm. [TCB-30/2]
NOTE: Region merged with V.2. to form P.6. but badge will still be used as the area badge.
- E) Woven, high definition, backed and bound, rectangle. "BURNABY AREA". [TCB 37/2]

C.23. COHO AREA [FVC]

- A) Swiss, Rolled edge, Diamond. [TCB-29/4]
- B) Woven, high definition, backed and bound, rectangle. "COHO AREA". [TCB 37/2]

EXT E.2. EAST HOWE SOUND [VC]

- A) Swiss, Cut edge, Square; Various shades of blue background. [CBB,WJN-1]
- B) Swiss, Rolled edge, Square. [TCB-12/4]
NOTE: Replaced by S.13.

G.5. GREEN TIMBERS [FVC]

- A) Swiss, Rolled edge, Irregular; "GREEN TIMBERS SURREY BC CS WW EWG". [TCB-29/3]
- B) Woven, high definition, backed and bound, rectangle. "GREEN TIMBERS AREA". [TCB 37/2]

O.1. ORCA COAST [CC]

- A) Swiss, Cut edge, Circular. [TCB-29/2]
- B) Woven, high definition, backed and bound, rectangle. "ORCA COAST AREA". [TCB 37/2]

P.7. PACIFIC SPIRIT AREA [PC]

- A) Swiss, Rolled edge, Oval. [TCB-29/1]
- B) Woven, high definition, backed and bound, rectangle. "PACIFIC SPIRIT AREA VANCOUVER". [TCB 37/2]

S.13. SEA TO SKY AREA [PC]

- A) Woven, high definition, backed and bound, rectangle. "SEA 2 SKY AREA". [TCB 37/2]

ALBERTA (CAN/ALTA.)

1. ALBERTA (PROVINCIAL)

- A) Ribbon bound, Shield 42mm x 54mm, Unnamed; St. George's cross & wild rose, Pointed shield. [WJN-2 as C]
 - B) Printed on canvas, Shield, Unnamed; St. George's cross & wild rose. [WJN-2 as A]
 - C) Swiss embroidered on felt, Cut edge, Shield, Unnamed; St. George's cross & wild rose, Khaki background. [WJN-2 as X-1]
 - D) Swiss embroidered on felt, Cut edge, Shield, Unnamed; St. George's cross & wild rose, Beige background. [WJN-2 as B]
 - E) Swiss, Cut edge, Shield 33mm x 44mm, Unnamed; St. George's cross & wild rose, Background of cross is not embroidered. [WJN-2 as X-2]
 - F) Ribbon, Rectangular 32mm x 48mm, Unnamed; St. George's cross & wild rose. [WJN-2 as D]
 - G) Ribbon bound, Shield 42mm x 49mm, Unnamed; St. George's cross & wild rose, Rounded shield. [WJN-2 as X-3]
 - DELISTED (H) *DELISTED*, NEVER WORN. (Ribbon, Rectangular 40mm x 53mm, Unnamed; St. George's cross & wild rose. [WJN-2 as X-4] [TCB-37/2])
 - I) Swiss, Cut edge, Shield 37mm x 46mm, Unnamed; St. George's cross & wild rose, Background of cross is embroidered in white, Various shades of brown background. [CBB,WJN-2 as E]
 - J) Swiss, Rolled edge, Irregular; "ALBERTA COUNCIL SCOUTS CANADA", With Beige background. [TCB-16/3]
 - K) Swiss, Rolled edge, Irregular; "ALBERTA COUNCIL SCOUTS CANADA", With gray background. [TCB-28/2]
- NOTE: Badge no longer used.

EXT C.1. CALGARY REGIONAL COUNCIL

- A) Swiss, Cut edge, Rectangular; "CALGARY", White cowboy hat with black design consisting of the background weave, Yellow scout badge & rope on black background, Variations in shape of scout badge. [CBB,WJN-2]
 - B) Swiss, Cut edge, Rectangular; "CALGARY", White cowboy hat with stitched black design, Yellow scout badge & rope on black background, Variations in shape of scout badge. [TCB-37/2]
 - C) Swiss, Cut edge, Rectangular; "CALGARY", Red scout badge on white background, No stitched line at bottom of red section. [TCB-10/1,WJN-2]
 - D) Swiss, Cut edge, Rectangular; "CALGARY", Red scout badge on white background, Stitched line at bottom of red section. [WJN-2 as B]
 - E) Swiss, Rolled edge, Rectangular; "CALGARY". [TCB-15/2]
 - F) Swiss, Rolled edge, Rectangular; "CALGARY REGIONAL COUNCIL", With red scout badge. [TCB-20/4]
 - G) Swiss, Rolled edge, Rectangular 90mm x 45mm; "CALGARY REGIONAL COUNCIL", With blue scout badge. [TCB-21/2]
- NOTE: Replaced by C.11 and N.8.

MANITOBA (CAN/MAN.)

EXT 1. MANITOBA (PROVINCIAL)

- A) Silk screened on cloth, Shield, Unnamed; Brown buffalo on yellow background. [WJN-2]
- B) Swiss, Cut edge, Shield, Unnamed; Brown buffalo on green maple leaf on navy blue background. [WJN-2]
- C) Swiss embroidered on felt, Cut edge, Shield, Unnamed; Brown buffalo on green maple leaf on navy blue background.
- D) Swiss embroidered on felt, Cut edge, Shield, Unnamed; Brown and black buffalo on green maple leaf on navy blue background. [TCB-29/2]
- E) Printed, Shield, Unnamed; Brown & dark blue buffalo on green maple leaf on navy blue background. [TCB-35/1]
- F) Ribbon bound, Shield, Unnamed; Brown & dark blue buffalo on green maple leaf on navy blue background. [WJN-2 as C]
- G) Ribbon, Rectangular; Buffalo on maple leaf. [WJN-2 as D]
- H) Ribbon, Rectangular, Unnamed; Provincial shield with red cross & brown buffalo. [WJN-2 as E]
- I) Ribbon, Rectangular; Provincial shield. [WJN-2 as F]
- J) Swiss, Cut edge, Rectangular; Buffalo on map, Various shades of brown in buffalo. [CBB,WJN-2 as G]
- K) Swiss, Rolled edge, Irregular; "MANITOBA" in shape of buffalo. [TCB-16/3]

6. MANITOBA (COUNCIL)

- A) Woven, high definition, backed and bound. "MANITOBA" in shape of buffalo. [TCB-37/1]

S.3. ST. VITAL [W]

- A) Ribbon, Rectangular. [WJN-2]
- B) Swiss, Rolled edge, Rectangular; Square corners, Various shades of green background, beaver on log with horizontal stitching, harp undefined. [CBB,WJN-2]
- C) Swiss, Rolled edge, Rectangular; Square corners, Various shades of green background, beaver on log with vertical stitching, harp defined. [TCB-37/2]
- D) Swiss, Rolled edge, Rectangular; Rounded corners. [TCB-32/3]

EXT T.1. TACHE [W] *

- A) Ribbon, Rectangular; Base of illustration is 40mm wide. [CBB,WJN-2]
 - B) Ribbon, Square; Base of illustration is 45mm wide. Large Cross. Broad shouldered explorer. [WJN-2]
 - C) Ribbon, square; Base of illustration is 45mm wide. Small Cross. Narrow shouldered explorer. [TCB-37/2]
- NOTE: Replaced by S.7.

ONTARIO (CAN/ONT.)

B.21. BLUEWATER

- A) Swiss, Rolled edge, Circular. Beads of feather design overlap badge border; "BLUEWATER". [TCB-27/4]
- B) Swiss, Rolled edge, Circular. Beads of feather design within badge border, "BLUEWATER". [TCB-37/2]

L.1. LONDON [TS]

- A) Screen printed on silk-like material with backing. Cut edge, Scout symbol and CITY OF LONDON crest superimposed on wheat sheath design; "LONDON". [TCB-37/2]
- B) Silk screened on felt, Cut edge, Shield; "CITY OF LONDON". [WJN-3]
- C) Ribbon, Rectangular 35mm wide; Scout badge in red, 8 rows of bricks in tower below turret. [WJN-3]
- D) Ribbon, Rectangular 32mm wide; Scout badge in red, 7 rows of bricks in tower below turret. [WJN-3]
- E) Swiss, Cut edge, Shield; Various shades of blue, Various shapes of scout badge & tower. [CBB,WJN-3]
- F) Swiss, rolled edge, shield. [TCB-36/1]

L.1/1. LONDON CENTENNIAL

- A) Ribbon, Rectangular; "LONDON CENTENNIAL 1907 - 2007 100 YEARS". [TCB-31/3]

G.11. GREATER TORONTO COUNCIL

- A) Swiss, Rolled edge, Rectangular; "GREATER TORONTO COUNCIL" [TCB-29/4]
- B) Woven, high definition, backed and bound. Irregular-CSP shape 90mm x 50mm: "GREATER TORONTO COUNCIL". [TCB-37/2]

O.3. OSHAWA [WP]

- A) Ribbon, Diamond; "OSHAWA DISTRICT" Outlined bird, Compass and shield in Yellow, Red & white. [WJN-3]
- B) Ribbon, Diamond; "OSHAWA DISTRICT" Bird filled in, Compass and shield in gold, Red & white. [WJN-3]
- C) Swiss, Cut edge, Diamond; "OSHAWA DISTRICT" Compass points not named, white bird. [WJN-3]
- D) Swiss, Cut edge, Diamond; "OSHAWA DISTRICT" Compass points named. Stitched line around shield. [TCN 37/2]
- E) Swiss, Cut edge, Diamond; "OSHAWA DISTRICT" Compass points named. No stitched line around shield. [TCB 37/2]
- F) Swiss, Rolled edge, Diamond; "OSHAWA DISTRICT". [TCB-27/1]
- G) Swiss, Rolled edge, Diamond; "OSHAWA". [TCB-33/1]

S.18. SYDENHAM [TS]

- A) Ribbon, Rectangular; "SYDENHAM DISTRICT". Tent flap open. [WJN-3]
- B) Ribbon, Rectangular; "SYDENHAM DISTRICT". Tent flap closed. [TCB-37/2]
- C) Swiss, Cut edge, Shield; "SYDENHAM DISTRICT", Canoe on surface of water, Variations in trees, Tent & campfire. [CBB,WJN-3]
- D) Swiss, Cut edge, Shield; "SYDENHAM DISTRICT", Canoe in water, Variations in size of objects. [WJN-3]
- E) Swiss, Cut edge, Shield. [TCB-28/2]

S.29. SETON [T]

- A) Ribbon, embroidered, Rolled edge, Square, backed and bound. [TCB-21/4,WJN-3]
- B) Ribbon embroidered, Cut edge, Square. [TCB-15/1,WJN-3]
- C) Swiss embroidered, Rolled edge, Square, Various shades of green background. [TCB-37/2]
- D) Woven, high definition, backed and bound, square. "SETON" [TCB-37/1]

T.14. TRI-SHORES COUNCIL

- A) Swiss, Cut edge, Square; "TRI-SHORES REGION". [TCB-23/2]
- B) Swiss, Cut edge, Square; "TRI-SHORES". [TCB-29/1]
- C) Swiss, Cut edge, Square; normal hyphen between Tri Shores; "TRI-SHORES COUNCIL SCOUTS CANADA", [TCB-32/3]
- D) Swiss, Cut edge, Square 64x64mm; Vertical bar rather than hyphen between Tri Shores; "TRI SHORES COUNCIL SCOUTS CANADA", [TCB-32/3]
- E) Woven, high definition, backed and bound. Irregular-CSP shape 90mm x 50mm: "TRI-SHORES COUNCIL ONTARIO CANADA". [TCB-37/2]

NOVA SCOTIA (CAN/NS.)

K.3. KINGS AREA

- A) Swiss, Cut edge-red border, irregular (apple shape) 68x85mm; "KINGS". [TCB-36/4]
- B) Swiss, Cut edge-black border, irregular (apple shape) 68x85mm; "KINGS". [TCB-37/2]

S.8. SOUTH SHORE AREA

- A) Swiss, Rolled edge, Circular. Trees all green inside the black outline, "SOUTH SHORE AREA" [TCB-35/2]
- B) Swiss, Rolled edge, Circular. Trees are green but with black detail inside the black outline, "SOUTH SHORE AREA" [TCB-37/2]

Jamborees

5/2. 4TH NOVA SCOTIA JAMBOREE SUBCAMP N.S.S.BONAVENTURE

- A) Swiss, Cut edge, Irregular; "N.S.S. BONAVENTURE SJ'09". The main badge comes with seven separate badge pieces: 423 SQN, 881 SQN, 871 SQN, 50 SQN, 870 SQN, 880 SQN and 443 SQN. [TCB-37/2]
NOTE: SQN stands for squadron and the seven mentioned ones are the squadrons that served on the Canadian Aircraft Carrier HMCS BONAVENTURE.

JAMBOREE NOTES:

- 1) In addition to the listed (5A) participant badge there is an unlisted white ghost and red ghost badge available. There is also a blue Scotia Jam 2009 Cape Breton Adventure II badge.
- 2) There is also a sold Bonaventure subcamp badge identical to the listed one (5/2A) save for the fact all the badge pieces are stitched together as one badge.
- 3) In addition, the Jamboree issued a World Brotherhood Fund badge, activity badges and a four part (Duty to Others, Duty to Self, Duty to God and Duty to the Past) Camp Chief Challenge Badge. In addition the jamboree issued a red scarf (participant) and a blue scarf (Offer of Service) with attached participant (5A) badge. In addition there was a half red and half blue scarf for the Camp Chief, the Jamboree Organizing Committee and Sub Camp Chiefs.

NEWFOUNDLAND AND LABRADOR (CAN/NFLD.)

G.1. GANDER BONAVIDA NORTH

- A) Swiss, Cut edge, Circular; Various shades of green background, Various shades of bird, Slight variations in bird, vertical weave in gander and white chin. [CBB,WJN-4]
- B) Swiss, Cut edge, Circular; Various shades of green background, Various shades of bird, Slight variations in bird, close to horizontal weave in gander and beige chin. [TCB-37/2]

ASSOCIATION DES SCOUTS DU CANADA (CAN/ASC.)

E.2. ESTRIE [QU]

- A) Swiss, Cut edge, Shield; "DISTRICT DE L'ESTRIE", Various shades of "Y", Variations in thickness of lettering. [TCB-4/1,CBB,WJN-5]
- B) Swiss, Rolled edge, Oval; "G S ESTRIE". [TCB-18/2]
- C) Swiss, Rolled edge, Oval; "ESTRIE", White background, horizontal weave in blue base. [TCB-20/3]
- D) Swiss, Rolled edge, Oval; "ESTRIE", White background, vertical weave in blue base. [TCB-37/2]
- E) Swiss, Rolled edge, Oval; "ESTRIE", Blue background. [TCB-27/1]

EXT O.1. OTTAWA [ON]

- A) Silk screened, Cut edge, Shield; "OTTAWA" [WJN-5]
- B) Ribbon, Square; "OTTAWA", Various shades of green. [WJN-5]
- C) Swiss, Cut edge, Shield; "OTTAWA", Various shades of yellow background. [CBB,WJN-5]
- D) Swiss, Rolled edge, Shield; "DISTRICT OTTAWA". [TCB-24/4]
- E) Swiss, Rolled edge, Circular; "LES SCOUTS DU DISTRICT D'OTTAWA". [TCB-25/4]

NOTE: Worn with strips C.9., F.4., O.10., P.1. & R.5.

NOTE: Being reformed as part of (SCOUTS DE L'EST L'ONTARIO)

Badge being designed.

EXT O.1/1. OTTAWA 60th ANNIVERSARY

- A) Swiss, Cut edge, Irregular; "SCOUTS DU CANADA 60^e OTTAWA 1978" [TCB-37/2]

NOTE: Worn during anniversary year

EXT O.1/2. OTTAWA 75th ANNIVERSARY

- A) Swiss, Cut edge, Irregular; "OTTAWA 1918 1993 75". [TCB-18/2]

NOTE: Worn during anniversary year

EXT O.1/3. OTTAWA 90TH ANNIVERSARY

- A) Swiss, Rolled edge, Circular; "90 LES SCOUTS DU DISTRICT D'OTTAWA 1918 - 2008". [TCB-33/2]

NOTE: Worn during anniversary year.

S.4. SAINT-JEAN [QU]

- A) Silk screened, Cut edge, Rectangular; "DIOCESE SAINT-JEAN". [WJN-5]
- B) Ribbon, Rectangular; "DIOCESE SAINT-JEAN". [WJN-5]
- C) Swiss, Cut edge, Shield; "DISTRICT SAINT-JEAN". [WJN-5]
- D) Swiss, Cut edge, Shield; "DISTRICT SCOUT SAINT-JEAN". [CBB,WJN-5]
- E) Swiss, Cut edge, Shield; "DISTRICT ST-JEAN", claws of bird full extended and tail fanned. [TCB-10/3,WJN-5]

- F) Swiss, Cut edge, Shield; "DISTRICT ST-JEAN", claws of bird retracted and tail bunched in. [TCB-37/2]
- G) Swiss, Rolled edge, Square; "DISTRICT SAINT-JEAN", Badge fully embroidered. [TCB-16/4,WJN-5]
- H) Swiss, Rolled edge, Square; "DISTRICT SAINT-JEAN", Background is not embroidered. [TCB-29/2]

Jamborees

- 15. 1ST ONTARIO FEDERATION JAMBOREE
 - A) Swiss, Rolled edge, Circular; "JAMACADAM VANIER 1982". [TCB-33/2]
- 16. 2ND ONTARIO FEDERATION JAMBOREE
 - A) Swiss, Rolled edge, Circular; "JAMBOREAL 1988 TIMMINS CANADA". [TCB-33/2]
- 17. 3RD ONTARIO FEDERATION JAMBOREE
 - A) Swiss, Rolled edge, Pentagon; "JAM-MONDE '98 CAMP AWACAMENJ MINO". [TCB-37/2]
- 18. 4TH ONTARIO FEDERATION JAMBOREE
 - A) Swiss, Cut edge, Irregular; "JAMBOREE ENVOLEE 2007 1907/2007". [TCB-33/2]

ASSOCIATION QUEBECOISE DES AVENTURIERS DE BROWNSEA (CAN/AQAB.)

EXT 1. AVENTURIERS DE BROWNSEA

- A) Embroidered strip, Quebec flag on left, name to the right in navy blue, all on white background with black border. [TCB-37/2]

EXT 2. ECLAIREURS DU QUEBEC

- A) Screen printed, stylized FDL at each end and name in centre. All in white on black. [TCB-37/2]

Note: this small Scouting Association was founded in 1991 and in 1997 merged with the Association des Eclaireurs Baden-Powell to form the Association Aventuriers de Baden-Powell.

BPSA CANADA (CAN/BPSA.)

CANADA 1. B.P.S.A.CANADA

- A) Swiss, Rolled edge, Strip, Red lettering on white strip; "B.P.S.A. CANADA". [TCB-37/2]

ALBERTA 1. Provincial strip

- A) Swiss, Rolled edge, Strip, Canada flag on left, Alberta flag. Red lettering in middle on white strip; "BPSAC". [TCB-37/2]

MANITOBA 1. Provincial strip

- A) Swiss, Rolled edge, Strip, Canada flag on left-top; Manitoba flag on left-bottom, Black lettering on white strip; "CFIS". [TCB-37/2]

ONTARIO 1. Provincial strip

- A) Swiss, Rolled edge, Strip, Canada flag on left, Ontario flag on right, Black lettering in middle on white strip; "BPSAC". [TCB-37/2]
- B) Swiss, Rolled edge, Strip, Canada flag on left-top; Ontario flag on right-bottom, Black lettering on white strip; "CFIS". [TCB-37/2]
- C) Swiss, Rolled edge, Strip, Canada flag on left-top; Ontario flag on right-bottom, Blue lettering on white strip; "TEAC CFIS". [TCB-37/2]
- D) Swiss, Rolled edge, Strip, Canada flag on left-top; Ontario flag on right-bottom, Blue lettering on white strip; "BPSC CFIS". [TCB-37/2]

QUEBEC 1. Provincial strip

- A) Swiss, Rolled edge, Strip, Canada flag on left-top; Quebec flag on left-bottom, Black lettering on white strip; "CFIS". [TCB-37/2]

NOVA SCOTIA 1. Provincial strip

- A) Swiss, Rolled edge, Strip, Canada flag on left-top; Nova Scotia flag on left-bottom, Black lettering on white strip; "CFIS". [TCB-37/2]

