

THE CANADIAN BADGER

VOLUME 38 NO. 3
SEPTEMBER 2013





Dear Fellow Badgers

August 31 / September 14, 2013

After almost 27 years as editor of "The Canadian Badgers Club" this is my last editorial as I was voted out at the AGM in July at CJ'13.

I would like to thank all of the members who have sent in material for the magazine over the years and sent comments to me on what a suburb job I was doing with the magazine.

Sorry that the magazine was late but I had to wait for the Secretary / Treasurer to send me the new members and renewals lists so I could put them in the magazine. Also the minutes of the AGM.

Please address all correspondence to:

THE CANADIAN BADGER

DEADLINE DATE FOR

THE NEXT ISSUE

November 22, 2013

.....

LOTO BADGER

YOU CAN BE A WINNER TOO But you can't win if you don't enter!

- RULES:**
1. For every badge you send in, you are granted one entry. Maximum 3 badges. Winner takes the whole pot. (Listed badges only)
 2. Winner announced in the following magazine.
 3. You have 11 weeks to enter after you receive this magazine. All Late entries are automatically entered in the next draw.
 4. IF YOU DON'T ENTER YOU CAN'T WIN.

Please write BADGER on the bottom left hand corner of your envelope and
Send all entries to:

There was no winner this time as no entries were received

YOU CAN'T WIN IF YOU DON'T ENTER.

Hello Fellow Badgers

From the "Prez"...

CJ13 is in the history books. Now is the time to do the "Thank You" notes. Anthony Palmer headed the Alberta event and put in countless hours. Other Badger members served on the badge display team while other Badgers club members were on staff or with troop. As I have mentioned in the past our club is well represented at not only CJ's but PJ's and many other scouting events throughout the year. To me it is very obvious the within our club we have many, many dedicated scouters who believe in Scouting and give freely of our time and energy.

Check out my high light report on the general meeting, see Linda's minutes and Gordon's badge chatter for full details.

There is to be a change in editor for the newsletter. I want to especially thank Ray Crowther on behalf of the club for his many, many years of dedicate work as editor!

CJ is over but we are looking forward to the next national jamboree being in three years time (Scouts Canada is changing its four year cycle to hold a national jamboree to every three years). Since the next CJ is in Nova Scotia, as Prez, I have asked long time collector and scouter Ian MacCalder to head up the display team and he has accepted. With Ian's knowledge of Nova Scotia scouting and considerable Camp Nedaooe (near Halifax) experience I am sure our display will be another great event.

in Scouting,
Frank D. Smith

HAMILTON AREA SWAP MEET AND AUCTION

Saturday November 2, 2013

Location: Hamilton Area Scout House

**Swapping
Table Silent Auction**

**10 AM to 2:30 PM
noon to 2:30 PM**

Hamilton Area Live Auction 2:30 to 4 PM

The Hamilton Area will again be running an auction of donated scouting badges and memorabilia with all the proceeds going to the Hamilton Area to assist with registration for youth in need and the operation of Camp Nemo. The auction booklet will be available around Sept. 1 and we will take phone, mail and/or e-mail bids if you are unable to attend.

For swap meet info, directions to Scout House or to get an Auction Booklet:

Contact: Tom Evanoff 905-523-4619 swappertom@gmail.com



B.C. & Yukon Badge Report

September 2013

Well here it is September already and the start of another Scouting Year. The usual quiet period of the summer has not been so quiet this year. The Canadian Jamboree CJ'13 in July was at full capacity of youth and Volunteers. Badge trading was at its height with many new issues coming out into the trading area. Check out the report on CJ'13 elsewhere in the magazine.

August saw the annual Lover Mainland B.C. & Yukon tradoree. This event was held in the backyard of Sandy and Glynne Tonack's (Bill and Jean Neil's daughter and husband) home in sunny Langley B.C. Frank Smith, Linda Aug, Gord Ennis, Bill Thow, Don Allen, Karl Kern, Mitch Darden, Jim Munns, Chuck Campbell, John Witham, Chris Green, Ray Crowther, and Karl Dreise were all in attendance for a great day of swapping badges and stories. Trading was very strong and many badges changed hands to be added to everyone's collections. I managed to add a couple of nice pieces to my Canadian collection too.

As of this report; nothing new from B.C. & Yukon Area wise. For those collecting Jamboree contingent badges there lots of new stuff out there. For those collecting Challenge badges there seems to be some reprieve. I understand National is rethinking the program badge changes proposed, so anything new will be delayed.

As always if you are looking to make some trades, drop me an email. I have lots of B.C. badges to swap.

Yours in Collecting,

Bill Thow

B.C. & Yukon Badge Rep.

12th Canadian Scout Jamboree July 6-13 CAMP WOODS ALBERTA

CJ13 was held at Camp Woods, a Scouts Canada camp located just west of Red Deer near the Town of Sylvan Lake. Situated on the shores of Sylvan Lake itself, the site is a partially grass, partially heavily wooded area which has been used for a number of Alberta jamborees. It is not a huge camp but with some clearing of selected areas and a number of new roads being pushed through complementing the existing ones, the over five thousand participants and over fifteen hundred OOS fitted in well.

Weather after the Thursday night arrival storm was great. Sunny, warm, a few days hot. Being further North, evening light lasted later at night. The “X Centre” with the standard jamboree units, post office, canteen, Tandy Leather, Zone West, Belleville Museum and the daytime entertainment stage, was the hot spot throughout the jamboree. The trading post had a large selection of souvenir badges for sale, as well as a good selection of extinct Alberta area badges but what appeared to be the most popular item of all for participants and grandparents alike was a stuffy toy of Albert, the jamboree mascot.

We had the very desirable centre end tent next to the trading post. This gave us the largest open spot for our trading tables and trading space. Our display consisted of our hanging wall vinyl panels of extinct issues and paper panels of the current and woven issues. Anthony Palmer, our display team leader, had produced the vinyl panels for CJ07 and the paper ones for this year. We had two badge challenges; one to name the current 20 Councils; and the second produced by Linda, of identifying 8 extinct badges (this differed each day). Both were very popular and successful. On the back side of the council identify sheet was a subject called Badge Trading 101, hints and rules of badge trading. Leaders new to jamborees and trading particularly liked this feature.

Badge trading, for someone who has not attended a National Jamboree and taken part, has to be the single most popular activity at any jamboree. From first thing in the morning to the last late evening light, the tables are full, overflowing on to any available spot on the ground. Over time traders have used anything imaginable to display their badges on the ground, neckers, coats, blankets, pieces of cardboard, whatever could be found. This year a new method appeared, cardboard boxes became not only portable tables but also advertising spots as well. One enterprising scout had noted on his box that his “shop” was in the shade and 20% cooler. Another scout posted a “wanted ad” for the always tough PEI contingent badge. In the evening after dinner not an empty spot of ground could be found in any direction. This continued on the roads and trails to the “X- Center” as well as the common areas in the sub camps. We have noticed over the years that evening trading numbers have increased from 300-400 in years past, this year security estimated up to 1,000. WOW. Six thousand, five hundred members on site, so one in six were trading in the evening! Each member was given two of the sub camp they were camped in, one to keep, one to trade

It is estimated there were two hundred, eighty-eight badging items to trade. Contingents continue to be the hot item, PEI and NWT always the most in demand. The different coloured ghosts white, blue, green, red, orange and black still very hot with the Alberta coloured set most often asked for. As in CJ 2007, the Chinese four part “egg” was on most traders list and sharp trading was required to complete the set. Keep in mind that we were in Dinosaur Alberta so the nine different coloured Dinosaur named sub camps set was The Set to complete! Did you complete your set?

In Scouting, Frank D. Smith

WELCOME BACK

C0003 Bushell David
3423 Sanderling Cres,
Mississauga, Ontario
L5L 3P4

Group Commissioner
Mississauga Area
0
dbushell@scouter.ca

C1063 Conners Will
3 Princeton Cres
Lethbridge, Alberta
T1K 4S5

Leader
Chinook Council
403-894-2335
connwg@telus.net

BADGES FOR SALE

			
CAN/BC F1a \$160	CAN/BC F1b \$70	CAN/BC H2a \$700	CAN/BC L1a \$85
			
CAN/BC K9a \$200	CAN/BC Misc 4a \$450	CAN/BC JAM 3/1a \$150	CAN/ALTA O1a \$150

Contact : **Ray Crowther**
11420 – 73rd Ave
Delta, British Columbia
V4C 1B7

Email – rjcrowther@telus.net

Badge Chatter

Greetings from the cataloguer! Once again many club members have brought new issues to the attention of me and the Regional Badge Representatives. Among those club members I have heard from, directly or indirectly, are Frank Kramer, Mike Assef, John Butters, Steve Kavanagh, and Anthony Palmer (who takes the prize for all those new Alberta badges he brought to everyone's attention). My apologies to those not personally mentioned here.

I am coming off a jamboree high. I have never seen such keen badge trading going on in all my life as at this jamboree (I even think it beat the WJ 19 experience I had in Chile). I managed to successfully rid myself of many badges but alas, for my wife, I came back with almost as much! Once again jamboree issues including an amazing raft of contingent badges were the main trading item; see many of the jamboree issues collected by me and Linda Aug illustrated in the electronic addendum to this magazine. Scouts also traded district and area badges, Trees for Canada badges, foreign items and many, many other items.

Being a Moosehead drinker (at least after a hot golf game) I came away with the following treasure. I have already put it to good use! I also acquired this interesting item from Manitoba:



I was wondering if it should be listed as a commemorative issue but two of our long-time badgers in Manitoba indicate it was quite restricted (one did not even know of it) and the other indicated it had to be earned and accordingly would not be available to all. This said it still has an honoured spot in my collection.

For some time now I have been sitting on some gems that Frank Smith kindly lent me. Neither he nor I are quite sure what to do with all of them so I am presenting some of them to you at this time. Please send us feedback if you know what to make of the badge or if you have one as well. Thanks. First off I am showing his small Comox Valley design (my normal size Comox is shown beside it on the right for comparison). What do we take of this interesting variant? Are there others out there? Should we list it?



Frank's oddities are not limited to BC, as evidenced by this ASC A1 – Amos-like issue which looks home-made with pieces of felt.

Also shown are two Baden-Powell Guild strips. A complete mystery to me so if anyone can shed any light this would be appreciated.

This Kempenfelt Bay (ONT K2b) has a stitched line on top of the name plate area. I have one like this as well as one without the stitched line. We might end up listing this one.

Frank's South Lake Simcoe is, according to Anthony Palmer, an example of a prototype made to show design and never worn – usually made with whatever material was on hand. But very interesting-I have others from elsewhere – do you?



Anniversary badges are always one of my favourites and I have several listed as well as unlisted badges in my collection. The scan below from Frank's collection shows 3 non-listed anniversary badges in his collection. It might be that the two 60 year anniversaries are celebrating scouting's 60th anniversary rather than the district's age but I am not sure. Does anyone know? I now leave Frank's remaining oddities for another issue.



How old is that Badge?

I would like to touch on the subject of how we can determine the age of a badge. The short answer is that we better be careful or we might fool ourselves. One of the easiest ways to get a sense of the age is to determine the year the badge was listed. For the last 38 year you can do that by looking at the last bit of information in the varieties catalogue. For this issue, that text in the descriptions for new varieties listed is [TCB-38/3]. This refers to the badge being listed in issue 38/3 (September, 2013) of "The Canadian Badger" (TBC) magazine. The table below summarizes age examples and you can add to it:

Catalogue Description	Year of magazine	How many years ago was the badge listed? ¹ □ ²
[TCB-38...	2013	New
[TCB-30...	2005	8 years old
[TCB-25...	2000	13 years old
[TCB-20...	1995	18 years old

[TCB-15...	1990	23 years old
[TCB 10...	1985	28 years old

- ¹ There are often delays in listing, sometimes years depending how long it takes to realize a new badge is out there so you need to be careful in equating the year listed with the exact age of the badge.
- ² You should also check the magazine itself as it will clarify if the listing is a new find (perhaps a newly discovered golden oldie) rather than a new variety that has just come out.

While on the subject of TCB it bears mentioning that the badges are listed in chronological order. So, hopefully all this gives you a good start to determining the age of badges. Not all the badge descriptions end in “TCB”; some end in “CBB”. This refers to the “Canadian Badge Book” published in 1980 so any badges mentioned with “CBB” refer to badges that came out in 1980 or earlier. Another ending to the badge description could be WJN-1 through WJN-6. This refers to the badge book of Bill Neil that was put out in parts with the published date allowing you to gauge how old (or older) the badge might be. The detail follows:

#1 February 1987 (BC badges)

#2 September 30 1988 (Alberta, Saskatchewan and Manitoba badges)

#3 March 15 1990 (Ontario badges)

#4 March 31 1991 (Quebec, New Brunswick, Nova Scotia, PEI and NFLD badges)

#5 February 29 1992 (National, CAFÉ, ASC and AEBP-now AABP badges)

#6 January 31 1993 (Jamboree badges)

In addition to this most of us know that felt badges are generally old, as are ribbon (often called “silk”) badges. Mind you some ribbon badges are very new indeed. The backing of a badge often gives a clue as to its vintage. The BC Cowichan Lake District new find which was listed in TCB-38/2 was placed in relative age order in the catalogue based in part upon its old-style gauze backing compared to new ones as an example.

Digging up old paper work on badges requires detective work but where possible (paper work can disappear and also it is pretty clear that many badges had no paperwork associated with them) is also a very good way to date a badge. The attached note (brought to my attention by John Witham) refers to a London Ontario badge (L1a) listed in issue 37/2 of The Canadian Badger. It allowed us to verify the authenticity of the badge and to put it in its proper sequence in the Varieties Catalogue. It is also a good example of the need to have some care with the “[TCB...] reference number. In this case if you looked in the magazine itself you would see it was a new find from the past.

I appreciate those who bring badges to my attention. Keep it up! Please contact me with new listings or new finds at: ennisgl@telus.net

Once again I would like to thank the club’s regional reps: Bill Thow, Anthony Palmer, Everett Dalmas, Tom Evanoff, Dave Winter, Richard Nahorniak and Serge Janelle for all their support

Gord Ennis



THE BOY SCOUTS ASSOCIATION

DISTRICT OF LONDON

LONDON DISTRICT BADGE

The District of London Badge is a City of London crest superimposed on a Scout Fleur-de-lis background.

The locomotive on the crest indicates not only the rapid development of Western Ontario but also the coming of the great Western railway in 1851.

The stag and bear indicate the zoology of the District and the beaver stands for the work and perseverance of the citizens in this locality.

This badge was originally designed in 1854 and at that time this part of Canada was known as the "West" and was one of the greatest wheat producing Districts in the world. Millions of bushels of wheat were exported from this county to England during the Crimean War.

London Scouts are proud of their heritage and therefore have incorporated this design into their District Badge.

June 14, 1949

618 DUNDAS STREET



LONDON - ONTARIO

NEW ISSUES



CAN/ALTA A10b



CAN/ALTA B9b



CAN/ALTA B10c



CAN/ALTA B11c



CAN/ALTA G6b



CAN/ALTA N12b



CAN/ALTA P5b



CAN/ALTA U2c



CAN/ALTA N13a



CAN/ALTA W6c



CAN/ALTA W7b



CAN/ALTA W8b



CAN/SASK P7c



CAN/SASK W8b



CAN/NB F4b



CAN/PQ S14b



CAN/MAN 6b



CAN/ONT B7e



CAN/ONT E8b (new find)



CAN/ONT E8d (new find)



CAN/ONT W2c




CAN/NB 3a



CAN/JAM 12A (participant)



CAN/JAM 12/1a (staff)



CAN/JAM 12/2a



CAN/JAM 12/3a




CAN/JAM 12/4a




CAN/JAM 12/5a




CAN/JAM 12/6a



CAN/JAM 12/7a



CAN/JAM 12/8a




CAN/JAM 12/9a



CAN/JAM 12/10a



CAN/JAM 12/11a



CAN/JAM 12/12a



CAN/ONT B20c

The “Prez”, Frank D. Smith, being presented the Silver Acorn by John Robinson, Group Commissioner and Linda Bouchir, Honours & Awards at year end for 4Th Mission Scouting Group.



CATALOGUE CHANGES AND ADDITIONS

Additions

CAN/ALTA.

- N.13. NORTHERN LIGHTS COUNCIL ALBERTA NWT. Woven, printed, backed and bound, truncated dome shape.

CAN/NB.

3. NEW BRUNSWICK (COUNCIL). Swiss, rolled edge, rectangular.

Changes

CAN/ALTA.

- A.10. New badge issued. (A10b) Now woven, high definition, backed and bound, rectangular, rounded corners.
B.9. New badge issued. (B9c) Now woven, high definition, backed and bound, rectangular, rounded corners.
B.10. New badge issued. (B10c) Now woven, high definition, backed and bound, rectangular, rounded corners.
B.11. New badge issued. (B11c) Now woven, high definition, backed and bound, rectangular, rounded corners.
G.6. New badge issued. (G6b) Now woven, high definition, backed and bound, rectangular, rounded corners.
N.10. Add EXT., Replaced by N.13.
N.11. Add EXT., Replaced by N.13.
N.12. New badge issued. (N10b) Now woven, high definition, backed and bound, rectangular, rounded corners.
P.5. New badge issued. (P5b) Now woven, high definition, backed and bound, rectangular, rounded corners.
U.2. New badge issued. (U2c) Now woven, high definition, backed and bound, rectangular, rounded corners.
W.6. New badge issued. (W6c) Now woven, high definition, backed and bound, rectangular, rounded corners.
W.7. New badge issued. (W7b) Now woven, high definition, backed and bound, rectangular, rounded corners.
W.8. New badge issued. (W8b) Now woven, high definition, backed and bound, rectangular, rounded corners.

CAN/SASK.

- P.7. New badge issued. (P7c) Now woven, high definition, backed and bound, rectangular, square corners.
W.8. New badge issued. (W8b) Now woven, high definition, backed and bound, oval.

CAN/MAN.

6. New badge issued. (6b) Now woven, high definition, backed and bound, truncated dome shape.

CAN/ONT.

- B.7. New badge issued. (B7e) Now woven, high definition, backed and bound, square.
B.20. New badge issued. (B20c) Now woven, high definition, backed and bound, truncated dome shape.
E.8. New badge uncovered. (E8b) Cut edge. Arrow pointing to top right is over top of other arrow (E8a is opposite).
E.8. New badge uncovered. (E8d) Rolled edge. Arrow pointing to top right is over top of other arrow (E8c is opposite).
W.2. New badge issued. (W2c) Now woven, high definition, backed and bound, square.

CAN/PQ.

- S.14. New badge issued. (S14b) Now woven, high definition, backed and bound, rectangular, rounded corners.

- CAN/NB.
1. Add EXT., Replaced by 3.
 - F.4. New badge issued. (F4b) Now woven, high definition, backed and bound, irregular.

Jamboree badges

- CAN/JAM.
12. 12TH CANADIAN JAMBOREE PARTICIPANT. July 2013.
 - 12/1. 12TH CANADIAN JAMBOREE STAFF. July 2013.
 - 12/2. 12th CANADIAN JAMBOREE-Blue binding. July 2013.
 - 12/3. 12TH CANADIAN JAMBOREE-Red binding. July 2013.
 - 12/4. 12TH CANADIAN JAMBOREE-SUBCAMP ALBERTOSAURUS. July 2013.
 - 12/5. 12TH CANADIAN JAMBOREE-SUBCAMP CENTROSAURUS. July 2013.
 - 12/6. 12TH CANADIAN JAMBOREE-SUBCAMP LANTASAURUS. July 2013.
 - 12/7. 12TH CANADIAN JAMBOREE-SUBCAMP QUELSAURUS. July 2013.
 - 12/8. 12TH CANADIAN JAMBOREE-SUBCAMP RAPTOR. July 2013.
 - 12/9. 12TH CANADIAN JAMBOREE-SUBCAMP SASK-MAN T-REX. July 2013.
 - 12/10. 12TH CANADIAN JAMBOREE-SUBCAMP TRIBATTLESAURUS. July 2013.
 - 12/11. 12TH CANADIAN JAMBOREE-SUBCAMP TRICERATOPS. July 2013.
 - 12/12. 12TH CANADIAN JAMBOREE-SUBCAMP WHOVILLE. July 2013.

Cataloguer Gordon Ennis C1096

Badge Rep. British Columbia Bill Thow C1135
 Badge Rep. Prairies Anthony Palmer C0882
 Badge Rep. Ontario Everett Dalmas C0408
 Badge Rep. Ontario Tom Evanoff C1012
 Badge Rep. Quebec Richard Nahorniak C0839
 Badge Rep. Maritimes David A. Winter C0521
 Badge Rep. ASC Serge Janelle C0854

Cover

From left to right the following metals:

Canadian Bronze Cross for Gallantry and Bar

Canadian Silver Cross for Gallantry

Canadian Gilt Cross for Gallantry

Canadian Metal for Meritorious Conduct and Bar

General Meeting of The Canadian Badgers Club Camp Woods CJ13.

Wednesday July 10 2013 9:00PM

Called to order by President Frank D. Smith, twenty-three members present.

Agenda expanded to five items and accepted.

After a moment of scout silence for members GONE HOME, all members stood for introductions. Executive reports read and treasurer's report accepted.

Steve Kavanagh acted as our parliamentarian and handled all aspects of the election process. All but one position (editor) were unopposed so this went very quickly. A secret ballot vote, including three advance pole votes, was held for the position of editor and Anthony Palmer was elected.

No old business was brought forward or discussed.

New business:

Item A. a short discussion led by cataloguer Gordon Ennis, on the method of cataloguing new finds was had and it was accepted that the current method of inserting a new find in its chronological order, as best determined, will continue.

Item B. a short discussion, led by Ian MacCalder, that all listings on the club website should reflect the order in our club's varieties catalogue. Accepted.

Item C. a short discussion on the format of our next published varieties catalogue. It was decided that the paper catalogue produced will be in 8.5 X 11 size and be hole punched. Also discussed was the option of an electronic format as well as paper as many clubs members do not want paper. Accepted.

Item D. a short discussion led by Treasurer Linda Aug that the club reimburse our webmaster Anthony Palmer the cost of the club website, \$25.00 per month. Accepted.

Item E. CJ13 display team leader Anthony Palmer presented his report on the jamboree Badge display. Accepted. The President thanked Anthony on behalf of the club for his time and effort in heading up the team.

Next General Meeting is set for the next Canadian National Jamboree to be held in three year's time at Camp Nedaooe near Halifax Nova Scotia.

Adjourned. Frank D. Smith.

The Executive have determined that Mike Henley C0030 no longer meets the requirements of membership in The Canadian Badgers Club and has been removed from our membership list.

CANADIAN BADGERS CLUB



Wooler Swap Meet

On **Sat. Oct. 5th 2013**; hosted by Algonquin Area and the Belleville Scout Museum; the “Swap” will be located at the Wooler Scout Hall in Wooler. (We have more room than the Museum does.) Youth Members Welcome.

The “make an offer table” and the “table auction” and door prize draw will be available at or before 2:00 p.m. with the live auction starting by 3:00 pm. A Lotto Badger may be held. A listing of the live auction items will be available in early September by e-mail request to: edalmas@xplornet.com

This will be a day long event; starting at 9:30 AM (Doors open 9:00) and running until 4 PM on **Saturday the 5th of October 2013**. Lunch (soup & sandwiches) will be available around Noon (Donation); along with Coffee or Tea. Canned Pop or Bottled Water (\$1.00) will be available throughout the day. Admission is one badge per person plus one badge for a table. Badges collected from these 2 charges will become part of the door prize draws.

All proceeds from this event will go towards the “Algonquin Area Youth Assistance & Camp Fund”. (Cash or cheques only please! Sorry No Debit or Credit cards.) Any and all donations towards this event will be greatly appreciated.

How do I find the Wooler Scout Hall?

Take Exit 522 off the 401 and go North on the Wooler Road (County Road 40) for 8.3 KM. At the south end of the village you will pass Fast Freddy’s Free Flow Gas Bar. Continue north through the village up the hill to the DNA Auto where the road makes a 90 degree turn to the right (East). The Scout Hall will be on the left (North side) about half way to the next corner. The Hall is a large 2 story red and grey building next to the road. If you reach the Catholic Church on that next corner you have went too far.

Hope to see you at the Swap.

Everett Dalmas
Ont. East Club Rep.



Members of the Club Display Team CJ2013

Standing left to right Mike Assef, Steve Kavanagh, Quinten Dreise, John Butters, Aram Joukadjian, Ian MacCalder.
Sitting left to right Gordon Ennis, Linda Aug, Frank Smith, Anthony Palmer.

NEW MEMBERS

C1304J	Byrne Nicholas Ronnie 32 Metcalfs Lane, Conception Bay South NFLD A1W 5P6	Youth Member Newfoundland & Labrador Council 709-834-4985 brynebeverly@gmail.com
C1298	Darden Mich 286 Sage Street Port Orchard, Wa USA 98366-2500	Asst. Scoutmaster Chief Seattle Council 360-265-2771 darden_3@msn.com
C1300 J	Leonard Tyler 31 Caruso Gardens Aurora, Ontario L4G 3W5	Scout Shinning Waters Council 905-717-2454 spock.fan@yahoo.ca

Continued on page 26

Prairie Badge Report

August 17, 2013

Dear Fellow Badgers,

With the successful badge display at CJ'13 came all sorts of new badges! Aside from the Jamboree issues and other new issues from other parts of our great land, the Prairies brought forth three new badges at CJ'13:

- a woven Wascapelle Area from Saskatchewan
- a woven Prairie Heartland Area from Saskatchewan
- a woven Manitoba Council

And a pleasant surprise from Edmonton; just a few weeks before CJ'13, Northern Lights Council issued new woven Area badges for:

- Aspen Plains
- Beaver Hills
- Boreal Frontier
- Buffalo Plains
- Grizzly Range
- Northwest Territories
- Prairie Gold
- Unchaga Area
- Waskasoo Area
- Western Trails Area
- Whispering Lakes

Also before the Jamboree, Northern Lights Council issued a new Council badge which has replaced both Northern Lights Council – Alberta and Northern Lights Council – NWT.

Listings for these new badges can be found in the Catalogue update in the magazine.

Important Notice: Northern Lights Council sent all of the leftover embroidered Area and Council badges to the trading post at CJ'13 to sell them off. The embroidered issues are no longer available from the Scout Shop in Edmonton.

Happy Trading!

YISF,

Anthony Palmer

C0882

Canadian Badgers Club Meeting
10 July 2013 at CJ 13- Camp Woods, Alberta

Call to Order 9:06 pm Full quorum present.

Approval of agenda – approved unanimous

Welcome by the Prez - read by F Smith written report available.

Moment of scout silence for members Gone Home – Dick Berberian, Denis Charbonneau, Ted Danner, Jean Neal

Introduction of Life Members

Introduction of all present – 25 current and new members

Minutes of last AGM- were published in magazine following the last meeting – no comments were received

Approval of minutes Aram seconded, unanimous

Executive reports – VP no report

Cataloguer – by Gordon, written report available. There were 55 new woven high-def, 41 new finds, 5 swiss badges added to the Catalogue

Editor – written report from Ray Crowther, read by Frank, report available

International rep – no report

Regional reps – Anthony Palmer reported that Northern Lights has now been issued, Chinook when old stock sold, Saskatchewan to come.

Secretary/Tres – Linda reported that updated members listing was published, updated accounts reported and final will be published in next magazine issue, after year end of 31 Aug and review.

Vote on financial reports Mike Assef seconded, unanimous acceptance

All reports to be accepted moved by Steve Kavanaugh, John Butters seconded, unanimous acceptance

Elections – run by Steve Kavanaugh

All current positions agreed to stand.

For the position of Editor, Ray Crowther and Anthony Palmer were standing – The Prez read Ray's statement, while Anthony spoke, crediting Ray for all his work and put forward a more youth oriented, new format with a fresh approach to attract more young collectors..

Richard Nahorniak had agreed to stand for QC rep.

Moved by Chris Green, second by Karl Dreise, unanimous for election of single candidate positions.

For the position of Editor, written ballots were scrutineered by Ian MacCalder and Chris Green – there were 26 votes, Anthony Palmer elected as Editor. Motion to destroy the ballots, moved by Steve Kavanaugh, seconded by Larry Fleet. Unanimously accepted.

Old Business – none

A few members departed due to other responsibilities and commitments.

New Business

- a. Cataloguing format- Gordon Ennis presented the case for the history of badges reflected in listing order, John Butters suggested using scanning to confirm each variety.

Glenn Margison Inquired regarding the dating badges. This is reflected in the TCB reference as to when it was published. Steve Kavanaugh recommended that the next varieties catalogue carry volume to year of issue reference, plus the WJNeil reference

Motion that the catalogue to remain chronological order moved by Steve Kavanaugh, seconded by Ian MacCalder, unanimous

- b. On the Website, the image gallery does not reflect the variety listing – Original webmaster put individual files in secure files, but the system crashed. New setup has been started with areas and councils, districts and regions will follow. Individual members files will be put back. To get access to private members areas, members will need to give their membership number and get a password from the Webmaster to access these files.
- c. Format for new publication – Prez suggesting 8.5 x 11, prepunched format. In the past mailing has been the issue for bulk and weight. Ian MacCalder recommended secure PDF copy. Mike Assef recommended not punching the pages to allow for different binding to suit each member, Dave Frederick suggested security difficult with PDF formats. Some members prefer electronic additions. 8.5 x 11 agreed, electronic distribution will be an option.
- d. Website payments - Mike Assef made a motion to pay Webmaster Anthony Palmer for the upkeep of the club website, Seconded by Keith Laing
Amendment: limit to \$25/month, all agreed, 1 abstain
Main motion: all agreed, 1 abstain
Executive to work out details and publish in an upcoming magazine issue.
- e. CJ 13 Display team Leader report was presented and accepted.

Next meeting at the next CJ at Camp Nedawoskie in Nova Scotia 2016, or at DCMSMA in Monteval 2017

Meeting adjourned at 10:20pm

NEW MEMBERS CONTINUED

C1301	May. Bob 225 Roy Ave., Dorval, Quebec H9C 3C7		Trainer Quebec Council 514-631-1847 bobjoan@primus.ca
C1302	Owen Tim 54 Bernier Bay Winnipeg Manitoba R2J 2B4		Leader Manitoba Council Area 9 204-256-4826 tdowen@shaw.ca
C1303J	Spencer-Spreeuw 8096 - 168th Street Surrey, BC V9N 4Y8	Elizabeth	Venturer Fraser Valley Council - midday-moon@hotmail.com
C1299J	Cecilia 105 Millcliff Circle, Aurora, Ontario, L4G 7P1		Scout Shining Waters Council 289-500-3203 ceciliabearss@gmail.com

WANTS AND SWAPS

WANTED - WANTED - WANTED - WANTED - WANTED - WANTED
C0521-Dave Winter, 41 Sharon Drive, Middle Sackville, N.S., B4E 1E2
E-mail me at davidwinter@ns.sympatico.ca and let's organize a trade

CJ13 items I'm looking for:

Alberta Contingent CJ13; full colour and green, ghost and blood
N.W.T. CJ13 full color and ghost
Voyageur Council Contingent, CJ13 ("moon")
Tri-Shores-A-Tops Contingent CJ13, black and ghost
Ontario Council Participant CJ13 Oval
Ontario Council Participant OOS CJ13 Oval
Ontario Participant CJ13, rectangular
12/1a; CJ13 Rectangle - 12th Canadian Scout Jamboree, Camp Woods, Ab, July 6-13, 2013 "Staff"
12/2a; CJ13 Rectangle - 12th Canadian Scout Jamboree, Camp Woods, Ab, July 6-13, 2013
12/3a; CJ13, Rectangle, 2013 12th Canadian Scout Jamboree
CJ13 Staff Neckerchief (Green) and Staff Woggle
CJ13 Participant Woggle

I have Nova Scotia Contingent CJ13 (full colour and a few ghosts) for trade. Please send scan of your crest first to be sure; I can send a scan of mine if required.

Badger Gord Says Lets Trade

Hi, I am looking for:

- **Apple Day:** anything pre 1982.
- **Popcorn:** "Scouts Canada"- 90-91, 91-92, 94-95, 95-96, 96-97, 97-98, 98-99, 99-2000, 2000-2001. "Scout Popcorn":2001-2002, 2002-2003, 2004-2005, 2005-2006, 2006-2007, 2007-2008, 2008-2009, 2009-2010.
- **Trees:** 73, 74 bottom, Trees for Tomorrow (except '77), red & white awards.
- **BC:** B9a Bulkley Valley-narrower and red thread in lettering & totem pole.
- **New Brunswick Fundy East (F4b) badge**

Please email me at ennisgl@telus.net for a full wants list and lets organize a trade.

Gord Ennis, 110-19639 Meadow Gardens Way, Pitt Meadows, BC V3Y 2T5 ennisgl@telus.net

MEMBERSHIP RATES

MEMBERSHIP:

Open to any member of scouting and to any scouting group. As a member of **“The Canadian Badgers Club”** you will receive a Directory of Members, a varieties book of Canadian Badges and a quarterly magazine, “The Canadian Badger”. This magazine contains information on new badges, lists of new members, collecting hints, maps, badge histories and pictures, meeting notices, and members’ wants and swap lists. Each member is entitled to one free ad per issue.

RATES:

Canadian Youth (17 yr. or younger) Paper magazine	\$22.00/1 yr.,	\$42.00/2yr.
Canadian Adult (18 yr. or older) Paper magazine	\$30.00/1 yr.,	\$58.00/2 yr.
Canadian Group Paper magazine	\$30.00/1 yr.,	\$58.00/2 yr.
Canadian Electronic Magazine	\$10.00/1 yr.,	\$19.00/2 yr.
USA Paper magazine	\$36.00/1 yr.,	\$70.00/2 yr.
USA Electronic Magazine	\$15.00/1 yr.,	\$29.00/ 2yr
Foreign (outside Canada and USA) Paper magazine	\$48.00/1 yr.,	\$94.00/2 yr.
Foreign Electronic Magazine	\$18.00/1 yr.,	\$35.00/2yr

Membership runs from October to September, Memberships received after May 31 will apply to the following year.

To become a member, fill in the form below and send it along with a cheque or money order payable to:

The Canadian Badgers Club
C/O 2590 East 15th Ave., Vancouver British Columbia Canada V5M 2K1

THE CANADIAN BADGERS CLUB		Club use only	Membership Type		
					Electronic magazine
NAME _____		Club No. _____	1yr	2yr	
Full Address _____		Expiration date	YOUTH	___	___
City or Town _____ Postal Code _____			ADULT	___	___
Province _____ Country _____		Date Joined	GROUP	___	___
Position in Scouting _____ Phone ____-____-____			FOREIGN	___	___
District, Council or Area _____					
E-mail _____				Fee: _____	
I COLLECT AND/OR AM INTERESTED IN					
CANADA	USA	International	Crests	Misc.	Misc.
___ District	___ CSP'S	___ National	___ Event	___ Memorabilia	___ Pins
___ Dist. Varieties	___ OA Flaps	___ District	___ Camp	___ Neckerchiefs	___ Stamps
___ Jamboree	___ Jamboree	___ Jamboree	___ Group	___ Woggles	
___ Insignia	___ Insignia	___ Insignia	___ Guide	___ Mugs	
			Other _____		



VARIETIES CATALOGUE

**SEPTEMBER 2013
Update #19**

The Canadian Badgers Club

CANADIAN VARIETIES LISTING - UPDATE #19 - SEPTEMBER 2013

This update contains additions and changes to the Canadian Varieties listing of June 2013. The new listings show all varieties of the badge and replaces the previous listing.

ALBERTA (CAN/ALTA.)

A.10. ASPEN PLAINS (AREA) [NL]

- A) Swiss, Rolled edge, Irregular. [TCB-26/3]
- B) Woven, high definition, backed and bound, rectangle, rounded corners. "ASPEN PLAINS". [TCB 38/3]

B.9. BEAVER HILLS (AREA) [NL]

- A) Swiss, Rolled edge, Rectangular; Vertical stitching in yellow. [TCB-26/3]
- B) Swiss, Rolled edge, Rectangular; Horizontal stitching in yellow. [TCB-32/3]
- C) Woven, high definition, backed and bound, rectangular with rounded corners. "BEAVER HILLS". [TCB-38/3]

B.10. BUFFALO PLAINS (AREA) [NL]

- A) Swiss, Rolled edge, Oval 76mm x 59mm. [TCB-26/3]
- B) Swiss, Rolled edge, Oval 79mm x 66mm. [TCB-32/3]
- C) Woven, high definition, backed and bound, rectangular with rounded corners. "BUFFALO PLAINS". [TCB-38/3]

B.11. BOREAL FRONTIER (AREA) [NL]

- A) Swiss, Rolled edge, Rectangular; 21 stars. [TCB-28/1]
- B) Swiss, Rolled edge, Rectangular; 20 stars. [TCB-30/2]
- C) Woven, high definition, backed and bound, rectangular with rounded corners. "BOREAL FRONTIER". [TCB-38/3]

G.6. GRIZZLY RANGE (AREA) [NL]

- A) Swiss, Rolled edge, Irregular. [TCB-26/3]
- B) Woven, high definition, backed and bound, rectangle, rounded corners. "GRIZZLY RANGE". [TCB 38/3]

EXT N.10. NORTHERN LIGHTS COUNCIL ALBERTA

- A) Swiss, Rolled edge, Rectangular 73mm x 56mm; "NORTHERN LIGHTS COUNCIL ALBERTA". [TCB-28/4]
 - B) Swiss, Rolled edge, Rectangular 79mm x 52mm; "NORTHERN LIGHTS COUNCIL ALBERTA", Stem on maple leaf. [TCB-30/2]
 - C) Swiss, Rolled edge, Rectangular 79mm x 52mm; "NORTHERN LIGHTS COUNCIL ALBERTA", No stem on maple leaf. [TCB-34/2]
- NOTE: Replaced by N.13

EXT N.11. NORTHERN LIGHTS COUNCIL NWT

- A) Swiss, Rolled edge, Rectangular; "NORTHERN LIGHTS COUNCIL NWT". [TCB-25/4]
NOTE: Replaced by N.13

N.12. NORTHWEST TERRITORIES (AREA) [NLC NWT, NL]

- A) Swiss, Cut edge, Shield; "EST. 1915 N W T" [TCB-34/3]
- B) Woven, high definition, backed and bound, rectangle, rounded corners. "NORTHWEST TERRITORIES SCOUTS CANADA". [TCB 38/3]

N.13. NORTHERN LIGHTS COUNCIL ALBERTA NWT

- A) Woven, printed, backed and bound, truncated dome shape.
"NORTHERN LIGHTS COUNCIL ALBERTA NWT". [TCB-38/3]

P.5. PRAIRIE GOLD (AREA) [NL]

- A) Swiss, Rolled edge, Rectangular; Various shades of yellow Background. [TCB-27/1 & 30/2]
- B) Woven, high definition, backed and bound, rectangular with rounded corners; "PRAIRIE GOLD". [TCB-38/3]

U.2. UNCHAGA AREA [NL]

- A) Swiss, Rolled edge, Irregular; Stitching in water at lower left
and hills are light and dark green. [TCB-26/3]
- B) Swiss, Rolled edge, Irregular; No stitching in water at lower left and hills are both dark green. [TCB-33/2]
- C) Woven, high definition, backed and bound, rectangular with rounded corners. "UNCHAGA AREA". [TCB-38/3]

W.6. WASKASOO AREA [NL]

- A) Swiss, Rolled edge, Circular, Black border and gold lettering. [TCB-26/3]
- B) Swiss, Rolled edge, Circular, Blue border and yellow lettering. [TCB-33/2]
- C) Woven, high definition, backed and bound, rectangular with rounded corners. "WASKASOO AREA". [TCB-38/3]

W.7. WESTERN TRAILS AREA [NL]

- A) Swiss, Rolled edge, Rectangular. [TCB-26/3]
- B) Woven, high definition, backed and bound, rectangular with rounded corners. "WESTERN TRAILS AREA W". [TCB-38/3]

W.8. WHISPERING LAKES (AREA) [NL]

- A) Swiss, Rolled edge, Rectangular. [TCB-26/3]
- B) Woven, high definition, backed and bound, rectangular with rounded corners. "WHISPERING LAKES". [TCB-38/3]

SASKATCHEWAN (CAN/SASK.)

P.7. PRAIRIE HEARTLAND AREA

- A) Swiss, Cut edge, Circular; Blue area outlined in blue. [TCB-32/2]
- B) Swiss, Cut edge, Circular; Blue area outlined in black. [TCB-34/4]
- C) Woven, high definition, backed and bound, rectangular, square corners; "PRAIRIE HEARTLAND AREA". [TCB-38/3]

W.8. WASCAPELLE SERVICE AREA

- A) Swiss, Rolled edge, Oval; [TCB-34/3]
- B) Woven, high definition, backed and bound, oval; "WASCAPELLE SERVICE AREA". [TCB-38/3]

MANITOBA (CAN/MAN.)

6. MANITOBA (COUNCIL)

- A) Woven, high definition, backed and bound. Irregular 74mm x 50mm. "MANITOBA" in shape of buffalo. [TCB-37/1]
- B) Woven, high definition, backed and bound, truncated dome shape. 88mm X 54mm. "MANITOBA" in shape of buffalo. [TCB-38/3]

ONTARIO (CAN/ONT.)

B.7. BURLINGTON

DISTRICT (CE)

- A) Swiss, Cut edge, Square; "BURLINGTON DISTRICT", No black lines between feathers. [WJN-3]
- B) Swiss, Cut edge, Square; "BURLINGTON DISTRICT", Black lines between feathers. [CBB,WJN-3]

AREA (CE)

- C) Swiss, Rolled edge, Square; "BURLINGTON", Small red feather on side of face. [TCB-28/2]
- D) Swiss, Rolled edge, Square; "BURLINGTON", No small red feather on side of face. [TCB-36/2]
- E) Woven, high definition, backed and bound, square. New design, Chief Joseph Brant rather than plains Indian and war bonnet of previous varieties. "BURLINGTON". [TCB-38/3]

B.20. BATTLEFIELDS COUNCIL

REGION

- A) Swiss, Cut edge, Rectangular; "BATTLEFIELDS REGION". [TCB-23/4]

COUNCIL

- B) Swiss, Cut edge, Rectangular; "BATTLEFIELDS COUNCIL".
[TCB-32/2]
- C) Woven, high definition, backed and bound, truncated dome shape. New design, scout hiker overlooking multi-coloured vista maple leaf and outline of scout building.
"BATTLEFIELDS COUNCIL". [TCB-38/3]

EXT E.8. EAST AGINCOURT [T]

- A) Swiss, Cut edge, Square; Various shades of green background. Heavily embroidered star and wheat sheaf. Arrow pointing to top right is under other arrow. [CBB,WJN-3]
- B) Swiss, Cut edge, Square. Lightly embroidered star and wheat sheaf. Arrow pointing to top right is over top of other arrow. [TCB-38/3]
- C) Swiss, Rolled edge, Square. Arrow pointing to top right is under other arrow. [TCB-13/1,WJN-3]
- D) Swiss, Rolled edge, Square. Arrow pointing to top right is over top of other arrow. [TCB-38/3]

NOTE: Merged with W.10. to reform A.1.

W.2. WELLINGTON

DISTRICT (AT)

- A) Ribbon, Rectangular. [WJN-3]
- B) Swiss, Cut edge, Shield; Various shades of orange background.
[CBB,WJN-3]

AREA (CE)

- C) Woven, high definition, backed and bound, square.
"WELLINGTON". [TCB-38/3]

QUEBEC (CAN/PQ.)

S.14. SAINT LAWRENCE APPALACHIAN

- A) Swiss, Rolled edge, Shield; "SAINT LAWRENCE APPALACHIAN/LAURENT APPALACHES". [TCB-28/1]
- B) Woven, high definition, backed and bound, rectangular, rounded corners; "ST-LAURENT APPALACHES ST-LAWRENCE APPALACHIAN". [TCB-38/3]

NEW BRUNSWICK (CAN/NB.)

EXT 1. NEW BRUNSWICK (PROVINCIAL)

- A) Swiss embroidered on felt, Cut edge, Shield, Unnamed; Moose head & scout badge; No red line around inside of border, Square cut corners. [TCB-32/4]
- B) Swiss embroidered on felt, Cut edge, Shield, Unnamed; Moose head & scout badge; No red line around inside of border; Diagonally Cut corners. [TCB-33/2]
- C) Swiss embroidered on felt, Cut edge, Shield, Unnamed; Moose head & scout badge; Red line around inside of border. [WJN-4]
- D) Printed, Shield, Unnamed; Moose head & scout badge. [TCB-35/1]
- E) Ribbon bound, Shield, Unnamed; Moose head & scout badge. [WJN-4]
- F) Ribbon, Rectangular 29mm x 50mm, Unnamed; Moose head & scout badge, Various shades of dark green background. [WJN-4]
- G) Ribbon, Rectangular 33mm x 50mm, Unnamed; Moose head & scout badge, Various shades of green background. [WJN-4 as C]
- H) Swiss, Cut edge, Shield, Unnamed; Moose head & scout badge, Various shades of yellow moose head, Various sizes of scout badge. [WJN-4 as D]
- I) Swiss, Cut edge, Rectangular; "NEW BRUNSWICK CANADA", Black stitching around lion's head, Flags on ship. [WJN-4 as E]
- J) Swiss, Cut edge, Rectangular; "NEW BRUNSWICK CANADA", No black stitching around lion's head, No flags on ship. [WJN-4 as F]
- K) Swiss, Cut edge, Rectangular; "NEW BRUNSWICK CANADA", No black stitching around lion's head, Flags on ship. [CBB,WJN-4 as G]
- L) Swiss, Rolled edge, Rectangular; "NEW BRUNSWICK CANADA", Various shades of yellow background. [TCB-9/1,WJN-4 as H]
- M) Swiss, Rolled edge, Rectangular; "NEW/NOUVEAU BRUNSWICK SCOUTS CANADA", Green water, Red flag and red pole on left side of the ship with no guy lines. [TCB-18/3]
- N) Swiss, Rolled edge, Rectangular; "NEW/NOUVEAU BRUNSWICK SCOUTS CANADA", Green water, Red flag and black pole on left side of the ship with guy lines. [TCB-22/1]
- O) Swiss, Rolled edge, Rectangular; "NEW/NOUVEAU BRUNSWICK SCOUTS CANADA", Blue water. Sharp bow and rounded stern. [TCB-23/1]

3. NEW BRUNSWICK (COUNCIL)

- A) Swiss, Rolled edge, Rectangular; 'NEW/NOUVEAU BRUNSWICK SCOUTS CANADA', Blue water. Rounded bow and stern.
[TCB-38/3]

F.4. FUNDY EAST AREA

- A) Swiss, Rolled edge, Circular. [TCB-30/3]
- B) Woven, high definition, backed and bound, irregular.
"FUNDY EAST AREA". [TCB-38/3]

JAMBOREE ISSUES

12. 12TH CANADIAN JAMBOREE PARTICIPANT

- A) Woven, high definition, backed and bound, rectangular, grey background, blue binding; "PARTICIPANT 13 12th/e CANADIAN SCOUT JAMBOREE SCOUT CANADIEN. CAMP WOODS, AB JULY 6-13 JUILLET 2013". [TCB-38/3]

12/1. 12TH CANADIAN JAMBOREE STAFF

- A) Woven, high definition, backed and bound, rectangular, grey background, red binding; "STAFF 13 12th/e CANADIAN SCOUT JAMBOREE SCOUT CANADIEN. CAMP WOODS, AB JULY 6-13 JUILLET 2013". [TCB-38/3]

12/2. 12TH CANADIAN JAMBOREE

- A) Woven, high definition, backed and bound, rectangular, grey background, blue binding; "2013 12th/e CANADIAN SCOUT JAMBOREE SCOUT CANADIEN. CAMP WOODS, AB JULY 6-13 JUILLET 2013". [TCB-38/3]

12/3. 12TH CANADIAN JAMBOREE

- A) Woven, high definition, backed and bound, rectangular, white background, red binding; "2013 12th/e CANADIAN SCOUT JAMBOREE SCOUT CANADIEN". [TCB-38/3]

12/4. 12TH CANADIAN JAMBOREE - SUB CAMP ALBERTOSAURUS

- A) Woven, high definition, backed and bound, square, design including Scouts Canada logo; "SUBCAMP □ SOUS-CAMP ALBERTOSAURUS CJ'13".
[TCB-38/3]

12/5. 12TH CANADIAN JAMBOREE - SUB CAMP CENTROSAURUS

- A) Woven, high definition, backed and bound, square, design including Scouts Canada logo; "SUBCAMP □ SOUS-CAMP CENTROSAURUS CJ'13".
[TCB-38/3]

12/6. 12TH CANADIAN JAMBOREE - SUB CAMP LANTASAURUS

- A) Woven, high definition, backed and bound, square, design including Scouts Canada logo; "SUBCAMP □ SOUS-CAMP LANTASAURUS CJ'13".
[TCB-38/3]

12/7. 12TH CANADIAN JAMBOREE - SUB CAMP QUELSAURUS?

- A) Woven, high definition, backed and bound, square, design including Scouts Canada logo; "SUBCAMP □ SOUS-CAMP QUELSAURUS? CJ'13".
[TCB-38/3]

12/8. 12TH CANADIAN JAMBOREE - SUB CAMP RAPTOR

- A) Woven, high definition, backed and bound, square, design including Scouts Canada logo; "SUBCAMP □ SOUS-CAMP RAPTOR CJ'13".
[TCB-38/3]

12/9. 12TH CANADIAN JAMBOREE - SUB CAMP SASK-MAN T-REX

- A) Woven, high definition, backed and bound, square, design including Scouts Canada logo; "SUBCAMP □ SOUS-CAMP SASK-MAN T-REX CJ'13".
[TCB-38/3]

12/10. 12TH CANADIAN JAMBOREE - SUB CAMP TRIBATTLESAURUS

- A) Woven, high definition, backed and bound, square, design including Scouts Canada logo; "SUBCAMP □ SOUS-CAMP TRIBATTLESAURUS CJ'13".
[TCB-38/3]

12/11. 12TH CANADIAN JAMBOREE - SUB CAMP TRICERATOPS

- A) Woven, high definition, backed and bound, square, design including Scouts Canada logo; "SUBCAMP □ SOUS-CAMP TRICERATOPS CJ'13".
[TCB-38/3]

12/12. 12TH CANADIAN JAMBOREE - SUB CAMP WHOVILLE

- A) Woven, high definition, backed and bound, square, design including Scouts Canada logo; "SUBCAMP □ SOUS-CAMP WHOVILLE CJ'13".
[TCB-38/3]

N.B. The "Offer Of Service" Subcamp

12TH JAMBOREE NOTES:

- 1-There was a green jamboree OOS scarf and a grey participant scarf - both had the same silk screened design, "CANADIAN SCOUT JAMBOREE SCOUT CANADIEN (repeated) CAMP WOODS, AB 2013".
- 2-Participants were also presented with either a staff woggle (red lettering and border) or participant jamboree woggle (blue lettering and border).
- 3-There was a "Thanks" pin and badge for the adults. Jamboree pins and walking stick plaques were further available at the Trading Post.
- 4-There were also a number of Trading Post badge issues available.

CORRECTIONS TO BPSA DESCRIPTIONS (CAN/BPSA)

(Note the listings remain the same just some descriptions are fixed)

CANADA 1. B.P.S.A.CANADA

- A) Swiss, Rolled edge, Strip, Red lettering on white strip; "B.P.S.A. CANADA". [TCB-37/2]

ALBERTA 1. Provincial strip

- A) Swiss, Cut edge, Strip, Canada flag on left, Alberta flag on right. Red lettering in middle on white strip; "BPSAC". [TCB-37/2]

MANITOBA 1. Provincial strip

- A) Swiss, Rolled edge, Strip, Canada flag on left-top; Manitoba flag on left-bottom, Black lettering on white strip; "CFIS". [TCB-37/2]

ONTARIO 1. Provincial strip

- A) Swiss, Cut edge, Strip, Canada flag on left, Ontario flag on right, Black lettering in middle on white strip; "BPSAC". [TCB-37/2]
- B) Swiss, Rolled edge, Strip, Canada flag on left-top; Ontario flag on left-bottom, Black lettering on white strip; "CFIS". [TCB-37/2]
- C) Swiss, Rolled edge, Strip, Canada flag on left-top; Ontario flag on left-bottom, Blue TEAC lettering and black CFIS lettering on white strip; "TEAC CFIS". [TCB-37/2]
- D) Swiss, Rolled edge, Strip, Canada flag on left-top; Ontario flag on left-bottom, Blue BPSC lettering and black TEAC lettering on white strip; "BPSC TEAC". [TCB-37/2]

QUEBEC 1. Provincial strip

- A) Swiss, Rolled edge, Strip, Canada flag on left-top; Quebec flag on left-bottom, Black lettering on white strip; "CFIS". [TCB-37/2]

NEW BRUNSWICK 1. Provincial strip

- A) Swiss, Cut edge, Strip, Canada flag on left, New Brunswick flag on right. Black lettering in middle on white strip; "BPSAC". [TCB-38/1]

NOVA SCOTIA 1. Provincial strip

- A) Swiss, Rolled edge, Strip, Canada flag on left-top; Nova Scotia flag on left-bottom, Black lettering on white strip; "CFIS". [TCB-37/2]

