


THE CANADIAN BADGER

official magazine of the canadian badger's memorabilia club



Contact the Canadian Badgers Memorabilia Club

On the web: www.canadianbadgersclub.com

E-mail: canadianbadgersclub@gmail.com

In writing:

Don Connors 301-5524 Heatherwood Court, Halifax, Nova Scotia, B3K 5N7, Canada

Ian MacCalder 10571 Marble Mountain Rd, Orangedale, Nova Scotia, B0E 2K0, Canada

Executive Committee

President - Ian MacCalder, C1207; president@canadianbadgersclub.com

Past-President – Frank Smith, C0684; pastpresident@canadianbadgersclub.com

Vice President – Dave Robak, C1143; vicepresident@canadianbadgersclub.com

Secretary-Treasurer - Don Connors, C0828; secretarytreasurer@canadianbadgersclub.com

Editor - Mike Assef, C0974; editor@canadianbadgersclub.com

Cataloguer - Gordon Ennis, C1096; cataloguer@canadianbadgersclub.com

Girl Guide/Guiding Cataloguer – Linda Aug, C1149; lindaaug@shaw.ca

Webmaster - Steve Kavanagh, C0331; webmaster@canadianbadgersclub.com

Regional Representatives

British Columbia - Frank Smith, C0684; britishcolumbiarep@canadianbadgersclub.com

Prairies - Michael Diegel, C1004; prairierep@canadianbadgersclub.com

Ontario (eastern) - Steve Kavanagh, C0331; ontarioeastrep@canadianbadgersclub.com

Ontario (western) - Chris Wootton, C1286; ontariowestrep@canadianbadgersclub.com

Quebec - Robert Schmitt, C1308; quebecrep@canadianbadgersclub.com

Maritimes - Don Connors, C0828; maritimerep@canadianbadgersclub.com

Association des Scouts du Canada - Rheal Duchesne, C1189; ascrep@canadianbadgersclub.com

THE CANADIAN BADGER is the magazine of the Canadian Badgers Memorabilia Club and is published quarterly (March, June, September & December) by the Canadian Badgers Memorabilia Club.

THE CANADIAN BADGER, © 1975-2024, The Canadian Badgers Memorabilia Club. All rights reserved. Reproduction in whole or in part without written permission is strictly prohibited. If the Postal Service or e-mail provider alerts us that your magazine is undeliverable, every reasonable effort will be made to find a correct address.

You can contact THE CANADIAN BADGER:

Regular mail: 589 Dresden Place; Tecumseh, Ontario; N8N 4B5

E-mail: canadianbadgermag@canadianbadgersclub.com

DEADLINE FOR SUBMISSIONS TO THE
September 2024 ISSUE:
August 23, 2024



This issues cover is thanks to Edward Stepowski C1282. His first part of the Toronto Scouting history is inserted in this issue. Phenomenal information!

I wish to share with everyone that the Denis Charbonneau Memorial Swap Meet and Auction raised \$2,848.49 which has been donated to Scouts Canada "No One Left Behind". Next year, we are planning to return to Montreal for the last time. Change to a new facility and city will be announced at a later time.

An update to the current Girl Guide catalogue from Linda Aug follows Gord's Badge Chatter.

Mike Assef

Magazine Editor



Canadian Badgers Memorabilia Club

Montreal Swap Meet and Auction

Auction Summary

Auction Year: 2024	Paid Participants: 26	Total Proceeds: \$2,848.49
Bids: <u>\$3,170.00</u>	Donations: <u>\$1,422.28</u>	Door: <u>\$780.00</u>
	Expenses: <u>\$2,523.79</u>	

Details of the Sold Lots

<u>Sold</u>	<u>Paid</u>	<u>Unpaid</u>
Grab Bags: \$270.00	Grab Bags: \$270.00	Grab Bags: \$0.00
Secret: \$106.00	Secret: \$106.00	Secret: \$0.00
Table: \$1,220.00	Table: \$1,220.00	Table: \$0.00
Make Offer: \$0.00	Make Offer: \$0.00	Make Offer: \$0.00
Floor: \$1,574.00	Floor: \$1,574.00	Floor: \$0.00
Total: \$3,170.00	Total: \$3,170.00	Total: \$0.00

Details of the Badge Lots

<u>Lots Created</u>	<u>Lots not Sold</u>
Grab Bags: 54	Grab Bags: 0
Secret: 5	Secret: 0
Table: 107	Table: 0
Make Offer: 0	Make Offer: 0
Floor: 43	Floor: 0
Total: 209	Total: 0



Canadian Badgers Memorabilia Club

The DENIS CHARBONNEAU MEMORIAL SWAP MEET & AUCTION

Many thanks to all that donated to the auction. Our stock of auctionable badges is quickly dwindling and we need to make a better effort if this auction is going to continue. It isn't the only purpose to attend but it is one of the main excuses for Badgers to travel so far once every year, Friendship and brotherhood are others.

Linda Aug C1149 BC.

Mike Assef C0974 ON.

Michael Diegel C1004 SA.

Gord Ennis C1096 BC.

Serge Janelle C0854 PQ.

John Neysmith C0124 PQ.

Mike Reid C0886 PQ.

Frank Smith C0684 BC.

Peeter Tammark C1021 BC.

Glen Wright C0923 TN.

Canadian Badgers Memorabilia Club

I hope I haven't forgotten anyone on this list of donations. Many thanks to all.



The Boy Scouts Association

GREATER TORONTO REGION

1162 BAY STREET — WALNUT 5-3425

TORONTO 5, ONTARIO

SCOUTING IN THE GREATER TORONTO REGION A MID-CENTURY DISTRICT RETROSPECTIVE (part 1)

A recent question online about mid-century Toronto District badges has led to this two part history about Toronto Scouting and their badge histories. In the first part explored is early Toronto Scouting, the Metropolitan Toronto Region, the formation of the Greater Toronto Region and District badges associated with the early GTR.



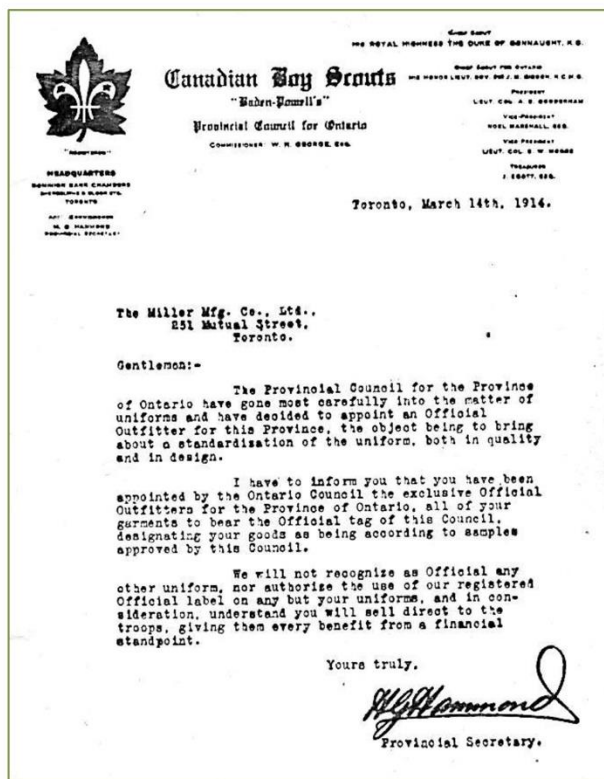
As with any history informational items have been pulled from various sources (Toronto and Provincial Annual Reports, historical summaries and official pamphlets) and placed in a chronological order. Certain key dates and events have been footnoted for validity. Greater resolution maps can be found on the *Canadian Badgers Memorabilia Club* website.

EARLY TORONTO SCOUTING

Scouting began enthusiastically in the Toronto, Ontario area in 1908 starting with six troops, three of which were sponsored by the Y.M.C.A. The Movement quickly expanded and soon total troops numbered about five hundred and were backed by religious, business, professional, social and educational leaders. The first few years established Scouting as an integral part of the Church and Community boys' work.

In 1910 Major General Sir Baden-Powell visited Canada and during his train trip from Winnipeg, he disembarked at Parkdale Station and decided to walk to the residence of his host, Mr. E. B. Osler, in Rosedale. At least a 10 km walk. He did not know at the time that a crowd of ten thousand was waiting for him at Union Station. During his visit, 4,900 Scouts attended the first Rally at the opening of the Canadian National Exhibition. The Scouts listened to his personal message of encouragement. B.-P. visited Toronto again in 1919 and 1923, and Scouts were told of the progress Scouting was making around the world.

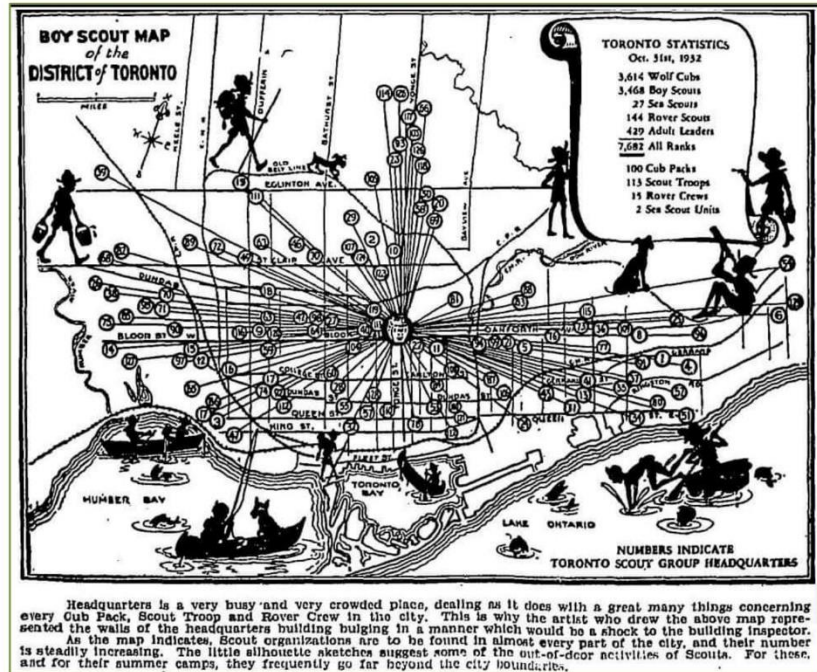
During the early years of Scouting, there were various types of uniforms but one Toronto clothing manufacturer established themselves as the official outfitter for the provinces of Ontario, Alberta and Saskatchewan. The Miller Manufacturing Company had a retail outlet on York Street, presently The King Edward Hotel. It provided uniforms and equipment before the establishment of the national Stores Department in 1921.



From an early Miller Manufacturing Co. Ltd. catalogue


Toronto was considered a Scouting District from its onset. It was not until 1930 that it became an Association.¹ The Annual Report of the Canadian General Council for 1919 estimated that there were seven hundred active Scouts in Toronto but the District would grow to a certified 2,200 Scouts by the following year. The 1921 objective was 5,000 with strong growth in the Roman Catholic divisions. By 1935 membership numbers reached 9,700. Toronto was leading the way for the highest number of Scouts in the smallest area.

In 1920 the Provincial Council was re-organized for future expansion.² To help with the operational costs at the Provincial Headquarters, local districts were asked to assume some of these expenses. Programmes like Apple Days helped to pay for the local growth of Scouting. Pictured below are two examples of Toronto Apple Day promotional cartoons.



First is an October 12 advertisement by James Llewellyn Frise, dating it to either 1935 or 1940. Frise was born on Scugog Island near Port Perry, Ontario. He was a WWI veteran and injured at the Battle of Vimy Ridge in 1917. He is known as one of Canada's best story telling cartoonists focusing on humorous and nostalgic depictions of rural life with his strip "Birdseye Center" running in the "Star Weekly".

The next cartoon is by Les Callan born in Ignace, Ontario and was a newspaper cartoonist. During WWII he drew the "Monty and Johnny" comic strip for the "The Maple Leaf" newspaper. His work was featured in the Winnipeg Free Press, the Vancouver Sun and the Toronto Daily Star where he was the staff cartoonist.



*"In 1935 a great Rally of about 13,000 boys filled the Toronto Coliseum to capacity as Cubs, Scouts and Rovers from all parts of Ontario gathered together to be greeted by their Chief, Lord Robert Baden-Powell of Gilwell; Lady Baden-Powell accompanied the Chief on this occasion."*³
A banquet was held in Toronto at which 900 were in attendance.



May 11, 1935 complimentary ticket

The highlight of 1939 was the Toronto "Cyclorama" which was an exhibition designated to demonstrate the whole Scout programme. This was the first time that such an event was attempted in Ontario and was done on a huge scale that very few of the thousands of people who attended were able to really see it all.

Other events predominant through the years have been the Annual Queen's Scout Recognition Ceremonies held in Convocation Hall, University of Toronto, and Scouts participating in three Coronations – King George V in 1911, King George VI in 1937 and Her Majesty Queen Elizabeth II in 1953.

Over the decades Toronto Scouts have helped in local and national community services especially toward the relief of distress. Highlights include: the 1940 "Fill up the Barrel" Campaign when 107,000 cans of food were collected, valued at \$10,600; a second such collection was organized in 1941 when 100,000 cans of food were collected valued at \$10,000 - 4,952 cases of food were shipped overseas to aid war refugees in Britain. Also in 1940, Toronto Scouts raised \$67,000 to assist British and European refugee boys. Some of these *B.P. Chins Up* funds started by the Scouts of Toronto were expanded to Canada-wide efforts. The 10th Toronto Troop (Christ Church Deer Park) raised enough money to purchase an ambulance to send overseas. Thousands of Scout books were also shipped gratis to France, Poland, Norway, Holland, Belgium, Denmark, Czechoslovakia and Greece. Hundreds of food parcels and clothing were sent by the Ladies Auxiliaries of Toronto.



Through the years the growing necessity for camping facilities made imperative the purchase of the 100 acre (40 hectares) overnight camp at West Hill, Scarboro (Camp of the Crooked Creek

1936-1968) and later the Haliburton Campsite of 4,150 acres (1679 hectares).

The "OUT" IN SCOUTING

The 71st Toronto Troop believes in outdoor Scouting. Between May 24th and August 15th no less than nine week-end camps were held at Mimico Creek, Camp of the Crooked Creek, and at Weston. Attendance ran as high as 24, and as low as five. For their fine work at the Crooked Creek camp they received a letter of commendation from Toronto District Headquarters. The Scoutmaster, A. F. Garbett, reports that camping standards never dropped lower than 80% and frequently were adjudged at 95 to 100%.

The Junior Leader magazine October, 1946



In 1949 a new Ontario Provincial Scout Badge was adopted. The Design was suggested by Toronto Scouter Mr. C. Norman. The White Trillium was made the official floral emblem of the Province of Ontario by Act of Legislation in 1927. The design was officially adopted by the Executive

Committee of the Provincial Council on April 19th, 1945. It was manufactured in the form used for most English Boy Scout "County" badges rather than in the form heretofore general for Provincial Scout Badges in Canada.

A new District Headquarters was established apart entirely from the Headquarters sustained by the Provincial office in 1919. The two offices had been thrown together for many years. By the late 1940's the need for a permanent Scout House was met by the purchase of a building which was situated in the heart of Toronto — 1162 Bay Street.



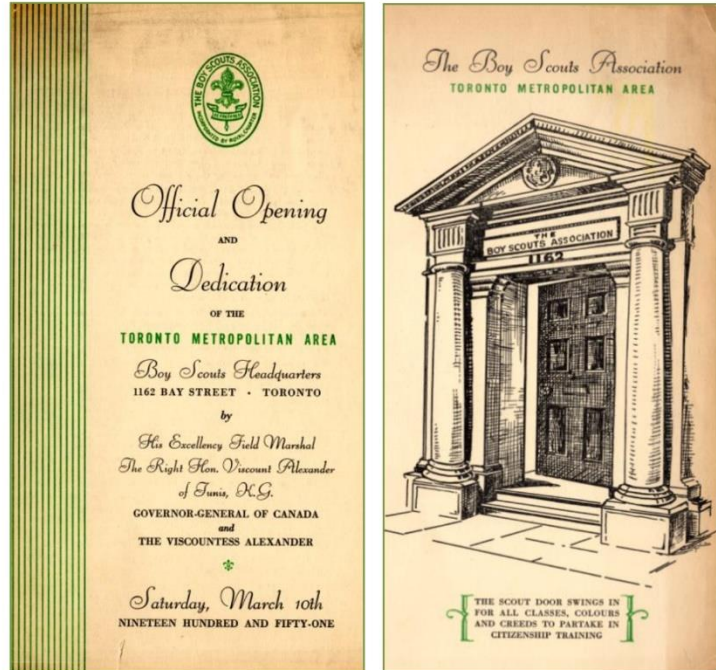
1162 Bay Street, Toronto, Scout House

Shown is the Official Opening and Dedication pamphlet of the new Toronto Metropolitan Area's headquarters on March 10th, 1951. A detailed history of the building and a salute to forty-three years of service was also included in the pamphlet.

Below are two quotes from the 1954 Toronto Annual Report summarizing the effects that leadership is making for Toronto Scouting to be a success.

*"Outstanding is the faithful service rendered by scores of Leaders who have spent twenty-five and more years in active Scouting. These leaders are the backbone of our Movement."*⁴

*"The Boy has been, is, and always will be the sole purpose of our work, and as long, as conscientious Leaders will counsel and advise boys under their care, Scouting in Toronto will continue to contribute high-type Canadian citizens."*⁴



1951 Official Opening Scout House 1162 Bay Street, Toronto, Ontario



A SCOUT FIELD NATURALIST



PRACTICAL TRAINING



OVER THE BOUNDING WAVES

Our New Scout Headquarters TORONTO

The building was designed and built by Henry Sproatt, LL.D., F.R.I., B.A., R.C.A., in the year 1913. It was used by him in his profession of Architecture.

Dr. Sproatt was a third-generation Canadian, of which fact he was justly proud. Charles Sproatt, C.E., one time City Engineer of the City of Toronto, was Dr. Sproatt's father. His grandfather, Henry Sproatt, resided at York, afterwards Toronto, and is mentioned in Dr. Scadding's "Toronto of Old" as having joined an Association called "The Pioneers" in the year 1818.

Dr. Henry Sproatt occupied the room in the southeast corner of the building, adjoining the library, and, during the many years he worked there, his private office bore a marked contrast to the lovely library next door.

His room was sparsely furnished—a small drawing table, two or three chairs, a bare floor—but on the walls hung a lovely Cipriani, several Turners, Durer woodcuts, and a 16th century clock—for Dr. Sproatt loved beautiful things.

Dr. Sproatt was a wonderful architect. He was one of the greatest of his time. He spent a great deal of his time in the library. None but an artist could have planned such a room—the glorious fireplace, the teakwood floor, the fumed, white, quarter-cut oak, pegged panelled walls. Over the mantel in the library, the motto written there exemplifies Dr. Sproatt's feeling for all his work: "Ars Longa—Vita Brevis"; "Art (is) lasting—Life (is) brief."

The needlework over the fireplace is imitation of Elizabethan work, and was worked by the Lee Company, of Birkenhead. It represents the five seasons—Spring, Summer, Autumn, Christmas and Winter—a Tudor work to match the room. The electric fixtures at both sides of the fireplace came from the Bromsgrove Guild of Worcester.

From the leaded windows of the little bay can be seen, at the farther end of the building, a tiled wall against which rests a Roman Sarcophagus.

THE SCOUT DOOR SWINGS IN
FOR ALL CLASSES, COLOURS
AND CREEDS TO PARTAKE IN
CITIZENSHIP TRAINING

1950 Reviewing The Year's Work pamphlet

A Salute TO THE GLORIOUS PAST FORTY-TWO YEARS OF SERVICE

Scouting has successfully passed its Forty-second milestone in the City of Toronto. What it has done in the development of boys has been accomplished mainly through its inspirational and educational activities, correcting life, deepening character, and preparing them for better citizenship.

Some of the years were difficult ones for young people. Even the best-adjusted found themselves thrown into an atmosphere of upheaval, of tremendous activity, in which they seemed to have little or no part, and it was of vital importance that Scouting should find things for them to do. The Scouts with whom we are working are the men of tomorrow. Many during the past years have become Leaders, and will continue to be Leaders in the world's work in the years to come, for the community which fails to take full advantage of the strength of its Youth is wasting its most precious asset.

The record of the past definitely has been one of accomplishment in every phase of the Scout programme, and we feel we should once again thank Almighty God for our successes, as we humbly recognize the source of our inspiration and power.

We express our sincere thanks to the hundreds of willing workers who assist us throughout the Toronto Field—to the Sixers, Patrol Leaders, Cubmasters, Scoutmasters, Rover Leaders, Group Committeemen, Ladies' Auxiliaries, and to all our friends who have given so generously of their time, talents and money to help the work of Toronto Scouting; and, while thinking of these people, we would like to gratefully acknowledge our indebtedness to the Press of Toronto, both daily and weekly newspapers, the Broadcasting Stations, merchants and general public, and all who have so willingly assisted in this grand work of preparing the Youth for the future.

Let us resolve that we will dedicate our powers and influence to continue with the great task ahead. Each in accordance with his or her ability should be interested not merely in the technique of Scouting or the Organization's success alone, but vitally interested in the Boyhood of Toronto and of Canada, thereby continuing to help in developing citizens properly equipped to meet their responsibilities.

We Salute the Past WITH TREASURED MEMORIES

1951 Official Opening Scout House

GREATER TORONTO REGION

3 - 1954 Annual Report, Greater Toronto Region, The Boy Scouts Association, page 24

4 - 1954 Annual Report, Greater Toronto Region, The Boy Scouts Association, page 24

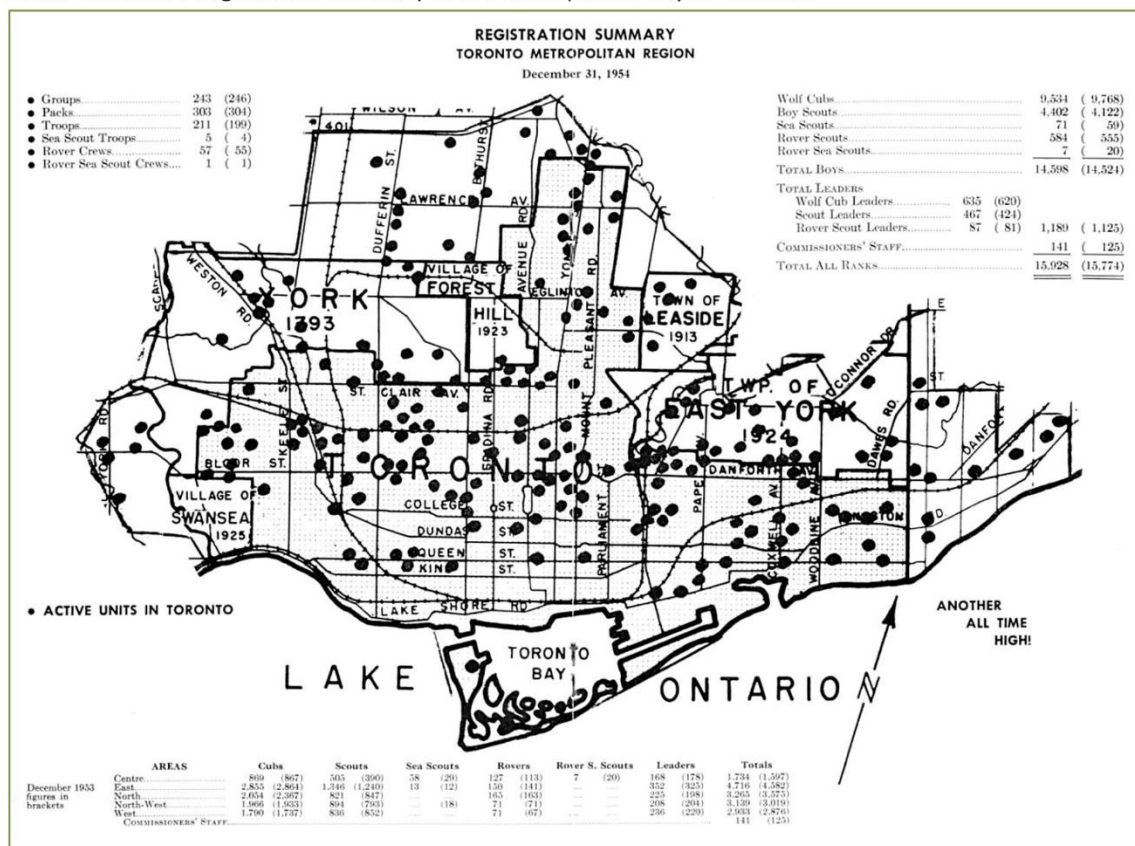
TORONTO METROPOLITAN REGION - DISTRICTS AND AREAS

The growth of Toronto during post World War II was booming. The “*Flight to Suburbia*” presented a challenge that called for intelligent analysis and rigorous leadership. In 1944 the Toronto Scouting comprised 21 districts^{5,6} and 5 areas⁶, with a total membership in all ranks of 11,845 with 724 adult Leaders. By the end of 1954 the membership reached 15,928 or an increase of 34½%. Adult leadership in 1954 reached 1,330 (including Commissioners’ Staff) or an increase of 83¼%.⁵

Starting in 1945 there was a gradual change over from local associations to district councils. National Council interpreted the two terms as interchangeable. There seems to be some ambiguity as to calling Toronto a District, an Area or a Region in earlier publications during its transitional stages.

The Scouting Metropolitan Toronto Area (MTA) came in existence in 1948.⁷ It was listed this way up until the 1956 Ontario Annual Report along with six other provincial regions. Note that this Area only consisted of the City limits at the time.

Below is the 1954 Registration Summary of the Metropolitan City of Toronto.



1954 Metropolitan Toronto Annual Report

In 1954, York County (north of Toronto) was severed and the Municipality of Toronto was created. This included numerous suburbs with the city limits extending to Steeles Avenue to the north. The Scouting Metropolitan Plan was changing. Considerable work had already begun in 1948 towards the setting up of the re-organization Plan for Toronto from a “District” (Area) to a “Metropolitan Region”.⁸

GREATER TORONTO REGION

5 - 1954 Annual Report, Greater Toronto Region, The Boy Scouts Association, page 3

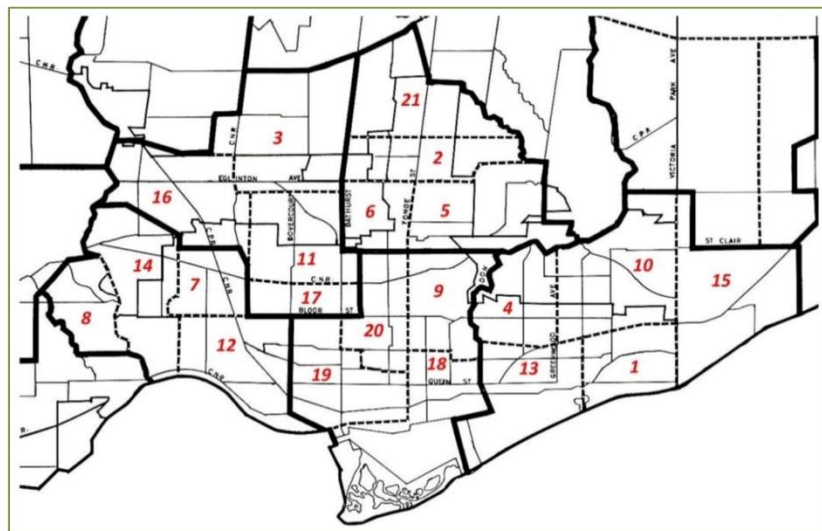
6 - 1954 Annual Report, Greater Toronto Region, The Boy Scouts Association (Cub & Scout Badge Summary charts) page 10

7 - A Brief History of Scouting, back page of pamphlet, Greater Toronto Region, The Boy Scouts Association

8 - 1954 Annual Report, Greater Toronto Region, The Boy Scouts Association, page 24

TORONTO METROPOLITAN REGION – DISTRICT SERVICE TEAM INSIGNIA

District Service Team insignia were identified by curved strips, green in colour with gold lettering and measured 101 mm by 22 mm. Below are the 21 strips and their associated geographic placement in Toronto.



Greater Metropolitan Toronto Districts before 1957

Toronto comprised five areas: Centre, West, North West, North and East.

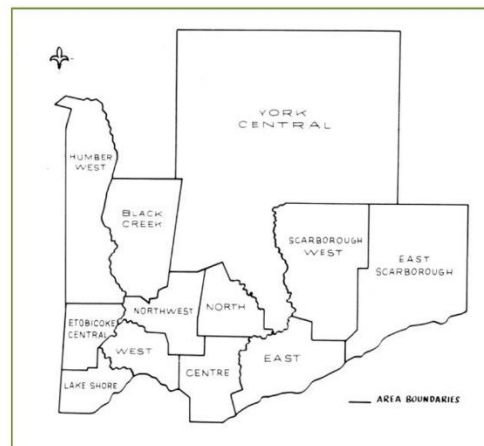
Area Service Team insignia were curved strips dark green in colour with red lettering and measured 101 mm by 22 mm. District Scouter Service Team insignia were dark green in colour with red lettering, gold Fleur-de-Lis and 63 mm in diameter.



Toronto Area strips and District Scouter badges - photo courtesy of Frank D. Smith

Starting in 1957 twelve Areas (Humber West, Etobicoke Central, Lake Shore, Black Creek, York Central, Scarborough West, Scarborough East, East, North, Northwest, West and Centre)⁹ were federated into one Region – the Greater Toronto Region.⁹ In the formation of the Greater Toronto Region, a large section of York Central District became part of the new region, the remainder having been formed into the York Summit District Council.¹⁰ The five original Toronto Areas remained the same.

The Greater Toronto Region was bound by Lake Ontario in the South, Steeles Avenue in the North, the Etobicoke Creek and Indian Line (Highway 427) in the West and the Pickering Town Line in the East.



1957 Annual Report, Greater Toronto Region

Once the Region was formed the original District Service Team curved strips were replaced with ``Greater Toronto Region`` Service Team curved strips with larger District panels placed below the strip. As with any transitional period these insignia were used throughout the 1960's while the individual Districts designed their new unique 2`` x 2`` District badges. These new District badges are catalogued on the **Canadian Badgers Memorabilia Club** website.

GREATER TORONTO REGION

9 - 1957 Annual Report, Greater Toronto Region, The Boy Scouts Association, unpagued


10 - Celebrating 90 Years of Scouting in Ontario, Provincial Council for Ontario, Boy Scouts of Canada, 2000, page 94



Greater Toronto Region Service Team curved strips were dark green in colour with yellow or gold lettering and measured 108 mm by 16 mm. Larger Service Team panels were dark green in colour with yellow or gold lettering and measured 81-84 mm by 40-41 mm.



Pictured on the left is GTR Regional Commissioner Ronald J. Williams displaying a Service Team badge on his right shoulder. Picture is taken from *Scouting in Action* souvenir programme dated 1965. Pictured to the right is a selection of transitional GTR District Service Team insignia. Note that the Districts of Centennial and York Garrison did not form until 1967.







GTR Regional Commissioner Ronald J. Williams 1965 displaying a Service Team badge



Greater Toronto Region panels – photo courtesy of Frank D. Smith

By January 1st 1957 The Greater Toronto Region was servicing over 27,000 boys and leaders. By 1959 The Greater Toronto Region comprised 28 Districts. In Part 2, the early history of the GTR and badge histories of the new Districts is documented. 🌿

TORONTO SCOUTING EVENTS




1913 April 11th District of Toronto Scout Display pamphlet

1939 April 13th – 15th District of Toronto Cyclorama programme with His Majesty King George VI on the cover

1951 March 29th – 31st Toronto Metropolitan Area Cyclorama programme

1965 April 22nd – 24th Greater Toronto Region Scouting in Action programme



A portion of the 13,000 Cubs and Scouts that filled the Big Coliseum at the Canadian National Exhibition grounds in Toronto for Lord Baden-Powell's visit in 1935



6,000 Wolf Cubs welcome The Chief Lord Rowallan at Varsity Arena, Toronto, 1946
His response – "My ogodness – look at them come. Is there an end to them?"



Toronto Scouts stopping over in Gander, NFLD, 1957





North Toronto Cubs & Scouts at a Hobby Craft Show, February, 1960



His Honour Ray Lawson, Lieutenant Governor of Ontario, calls for three cheers for 94 Toronto King's Scouts at their recognition ceremony in Toronto's Convocation Hall in March. Guest speaker at the function was Donald Gordon, President of the Canadian National Railways, who was making his first public address since his appointment to that important post. Mr. Gordon was made an Honorary King's Scout.

Recognition ceremony – photo from *The Junior Leader* magazine June 1949



Greater Toronto Region
March 9th – 19th 1960
Gang Show at Royal
Alexandria Theatre
featuring 24 Acts and a
Cast of 150
"Biggest – Liveliest Youth
Show in Canada"
Poster and programme
booklet shown.

Read the full show article
in the May 1960 issues of
The Scout Leader or *The
Junior Leader* magazines.

REFERENCES:

- 1936 *Price List of Official Uniforms, Equipment, Books, etc.*, The Boy Scouts Association of Canada
- 1939 *Cyclorama Official Programme Boy Scouts District of Toronto*, District of Toronto, The Boy Scouts Association
- 1950 *Reviewing the Year's Work* pamphlet, Toronto Metropolitan Area, The Boy Scouts Association
- 1951 *Official Opening and Dedication of the Metropolitan Area Boy Scouts Headquarters* pamphlet, Toronto Metropolitan Area, The Boy Scouts Association
- 1954 & 1957 *Annual Report, Greater Toronto Region*, The Boy Scouts Association
- 1954, 1957, 1958, 1959, 1962 & 1966 *Annual Report, Provincial Council for Ontario*, the Boy Scouts Association
- 1961 *Scouting Trails 1910-1960*, Provincial Council for Ontario, Boy Scouts of Canada
- 1965 *Scouting in Action* booklet, Greater Toronto Region, Boy Scouts of Canada
- 2000 *Celebrating 90 Years of Scouting in Ontario*, Provincial Council for Ontario, Boy Scouts of Canada
- 2009 *Specialized Catalogue of Ontario Scout Badges Part 1*, Harold Daw, October 24, 2009
- A Brief History of Scouting* back page of pamphlet, Greater Toronto Region, The Boy Scouts Association
- Canadian Badgers Memorabilia Club* magazine and website
- What Every Boy Should Know – Instructions from Headquarters - Official Outfits, Catalogue No. 25*, The Miller Mfg. Co. Reg'd.
- Wikipedia website
- I would like to thank Kevin Thur, Patrick Sterlock, Frank D. Smith, Mitch Darren, Dan Wolfenden and Sharon Symington for helping with their input.

Written and edited by Edward Stepowski C1282

Greetings from the cataloguer! This past while I attended the Denis Charbonneau Memorial Swap Meet and Auction in Montreal. It was great seeing Badger friends face to face! And, as often happens, there are more listings this time as a result. I have heard from Chris Wootton, Serge Janelle and Rheal Duchesne. Earlier from Don Connors too. Apologies to any I missed.

Linda Aug and I have finished the revisions to Canada National 9 – Scout Strips. The revisions were extensive and as a result we have removed the old listings from the Catalogue and replaced them with the new listings. The listings are shown elsewhere in the magazine but I wanted to emphasize a few points. Firstly, we relied extensively on the 1937 (#18) and 1942 (#23) Catalogue from Boy Scouts Canada. These list the shirts available and they all had associated Scout strips. Here is a short excerpt from the 1942 catalogue. (Oh, and to get either the shirts or badges for those prices now!)

“Official” Shirts

[Boy Scouts and Rover Scouts]

Made in regulation pattern. “Official” [detachable] buttons and Boy Scouts-Canada embroidered badge.

Sizes 12 to 16

Price, Khaki Drill [Sanforized finish]	\$1.70
Price, Navy Drill [Sanforized finish]	\$1.70
Price, Green Drill, [Sanforized finish]	\$1.70
Price, Grey Drill [Sanforized finish]	\$1.70
Price, Khaki Drill [open V-neck, short sleeves]	\$1.35
Price, Khaki Flannel	\$3.00
Price, Navy Flannel	\$3.00
Price, Green Flannel	\$3.00
Price, Grey Flannel	\$3.00


So this information combined with the badge evidence was the basis of the early revised listings. The text in the listings helps one distinguish the drill badges (a term most of us are not familiar with) from the later badges. The more recent listings were less changed except for the original F and G and K and L listings. These were called embroidered (they are not) but also the red on green background had listings for two sizes which were combined into one listing (9M) as there was a great range in sizes and what at one time may have been distinct sizes are now not so. Similarly we did the same with the yellow lettering on green backgrounds where two separate listings were combined into one (9N). I think you will find the actual text listings combined with scans of the badges make this clear and for most clear up the confusion with the National Scout strips that have existed.

One last item to show related to the scout strips are 9P versus 9Q. Variety 9P really is much bigger best showed with a comparison picture.



National strip 9P on the top versus 9Q on the bottom.

Another new listing I wanted to touch on was the Huron listing. Below is the new find ONT H.5.D badge and a number of the H.5.C badges. The different head size of the D listing and the prominent brow are clear here.



Now a comment on Pictou (NS P.1) from Nova Scotia. The F issue is delisted for much the same reasons that a couple of the National Scout Strips were delisted. The previous listings of P.1.D and P.1.F might have made sense at first when there were distinct size differences between the two but now, I suppose after multiple runs of the badge, that distinct difference has disappeared and hence the listings were combined into P.1.D.

Finally, the listing of the staff badge from ASC Jam Des Neige (ASC 5/1A) is long overdue.

I always like to show a few interesting but non-listed badges. This issue some ASC badges. The camporee or jamboree (?) badge from L'Original (ASC O.4) is not listed but I like the way it mimics the listed badge.



Another ASC badge that is unlisted, is a 20th Anniversary badge from (T.3) Toronto. It's a three piece badge and relatively large with the CN tower in the middle.



I thank all who bring new badges or badge questions to my attention. Keep it up! Please contact me with your finds or answers to questions at: ennisgl@telus.net.

I want to thank once again the Club's Regional Reps; Michael Diegel, Chris Wootton, Steve Kavanagh, Robert Schmitt, Don Connors, Rheal Duchesne and Frank Smith. And, this time a special thanks to Linda Aug!

Gord Ennis

Girl Guide Catalogue Updates May 2024

All new items are in **boldface**.

ALBERTA

Below B listings with corrected numbering sequence.

B.13. BLUE MOUNTAIN DIVISION (EXT)

- A) Swiss, Rolled Edge, Square; "Blue Mountain Division, CALGARY ALBERTA".

B.14. BLUE SKY DIVISION (EXT)

- A) Swiss, Rolled Edge, Circular; "BLUE SKY", rainbow arc is green, yellow, white
- B) Swiss, Rolled Edge, Circular; "BLUE SKY DIVISION", hot air balloon.
- C) Swiss, Rolled Edge, Circular; "BLUE SKY", rainbow arc is green, yellow, pink

B.15. BON ACCORD DISTRICT (Tamarac Area)

- A) Swiss, Rolled Edge, Oval; "BON ACCORD DISTRICT ALBERTA".

B.16. BONNYVILLE GIRL GUIDES

- A) Swiss, Rolled Edge, Circular, "Bonnyville Girl Guides".
- B) Swiss, Cut Edge, Shape of Alberta "75th Anniversary Bonnyville Guiding".

B.17. BORDER DISTRICT (EXT)

- A) Swiss, Rolled Edge, Circular; "BORDER DISTRICT".
- B)

B.18. BOREALIS GATEWAY DISTRICT

- A) Swiss, Rolled Edge, Circular; "BOREALIS GATEWAY DISTRICT".

B.19. BOW AND ARROW DISTRICT (Prairie Rose Area)

- A) Swiss, Rolled Edge, Circular; "BOW AND ARROW DISTRICT".

B.20. BOW AND ARROW DIVISION (EXT)

- A) Swiss, Rolled Edge, Circular; "BOW AND ARROW DIVISION".

B.21. BOWMONT DISTRICT (EXT)

- A) Swiss, Rolled Edge, Circular; "BOWMONT DISTRICT".

B.22. BRIGADIER HARVEY DISTRICT (EXT)

- A) Swiss, Rolled Edge, Rectangular; "Brigadier Harvey District", no trefoil.
- B) Swiss, Rolled Edge, Rectangular; "Brigadier Harvey District", boxed trefoil.

B.23. BUFFALO PLAINS DISTRICT (Peace River Area)

- A) Swiss, Rolled Edge, Circular; "Buffalo Plains District".

B.24. BALMORAL OLAVE DISTRICT

- A) Swiss, Rolled Edge, Shield; "BALMORAL OLAVE DIST CALGARY AREA GIRL GUIDES".

B.25. BRENTWOOD DISTRICT

- A) Swiss, Rolled Edge, Circular; "CALGARY BRENTWOOD DISTRICT".

F.6. FRONTIER DIVISION (EXT)

- A) Swiss, Rolled Edge, Circular; "FRONTIER DIVISION", brown border and lettering
- B) Swiss, Rolled Edge, Circular; "FRONTIER DIVISION", 3 plumes of smoke. Yellow boxed trefoil
- C) Swiss, Rolled Edge, Circular; "FRONTIER DIVISION", 1 plume of smoke. Yellow boxed trefoil.

D) Swiss, Rolled Edge, Circular; “FRONTIER DIVISION CALGARY, ALBERTA CANADA”.

N.5. NORTHEAST DISTRICT (Edmonton Area)

A) Screen printed, Rolled Edge, Circular; “**NORTHEAST DISTRICT NE EDMONTON AREA – AB. SERVICE LEADERSHIP FRIENDSHIP ADVENTURE CHALLENGE**”.

P.6. PEACE RIVER AREA

A) Swiss, Rolled Edge, Circular; “PEACE RIVER AREA”, green lettering.

B) Swiss, Rolled Edge, Circular; “PEACE RIVER AREA GIRL GUIDES”, orange lettering.

C) DELISTED – See British Columbia

D) Swiss, Cut Edge, irregular; “PEACE RIVER AREA ALBERTA”. Blue boxed trefoil

S.12. SILVER BIRCH DIVISION (EXT)

A) Swiss, Rolled Edge, Triangular; “SILVER BIRCH DIVISION EDMONTON AREA”.

B) Swiss, Rolled Edge, Triangular; “SILVERBIRCH”, silver tree.

C) Swiss, Rolled Edge, Triangular; “SILVERBIRCH”, white tree.

Note: B and C were previously listed under S.15.

S.19. Delisted – Annual membership issue in Ontario

S.31. SUNRISE DISTRICT (Calgary Area)

A) Swiss, Rolled Edge, Square; “SUNRISE DISTRICT”.

B) Swiss, Rolled Edge, Circular; “SUNRISE DISTRICT CALGARY AB”.

T.12. TALL TREES DISTRICT

A) Swiss, Rolled Edge, Rectangular; “Tall Trees District, Calgary, Alberta”.

U.1. UNIVERSITY DIVISION (EXT)

A) Swiss, Rolled Edge, Irregular; “UNIVERSITY DIVISION”, shaped like a “U”. **Colour variations.**

B) Swiss, Rolled Edge, Square; “IN HAND UNIVERSITY DIVISION CALGARY”.

C) Swiss, Rolled Edge, Triangular; “UNIVERSITY DIVISION CALGARY, CANADA”.

V.1. VARSITY DISTRICT (EXT)

A) Swiss, Rolled Edge, Circular; “VARSITY DISTRICT GIRL GUIDES”.

B) Swiss, Rolled Edge, Circular: “VARSITY DISTRICT CALGARY”.

COMPANIES AND PACKS ON FOREIGN SOIL

Full Listing added to the catalogue.

SASKATCHEWAN

D.2. DIV.12

A) Swiss, Rolled Edge, Circular; “DIV.12 SASKATCHEWAN PATHFINDERS RANGERS, BROWNIES GUIDES”.

P.7. PRINCE ALBERT

A) Silk screened on felt, mushroom shape; “PRINCE ALBERT BROWNIES”.

P.7/1. PRINCE ALBERT ANNIVERSARY

A) Flocked silk screen, cut edge, circular; “PRINCE ALBERT 1925-1975 50”.

S.15. SANDHILLS DIVISION (EXT)

Swiss, Rolled Edge, Square; “SANDHILLS DIV. SASK”.

Note item renumbered.

T.4. TOUCHWOOD HILLS DIVISION (EXT)

- A) Swiss, Rolled Edge, Oval; "TOUCHWOOD HILLS DIVISION **SASK.**".

MANITOBA

1. **M) Swiss, Cut Edge, Irregular; "MANITOBA GIRL GUIDES" Shape of province with Guide logo on the side of a tent.**
N) Swiss, Rolled Edge, 4 sided; "Kids helping Kids Manitoba Girl Guides".

F.3. FORT ROUGE RIVER HEIGHTS DISTRICT

- A) Swiss, Rolled Edge, Diamond; "Fort Rouge River Heights District MB".**

G.1. GRAND PINES AREA

- A) Swiss, Rolled Edge, Irregular: "Girl Guides of Canada Guides du Canada GRAND PINES AREA Est. 2010 Manitoba Canada" Four sided.

- B) Swiss, Rolled Edge, Diamond; "GRAND PINES AREA Est. 2010 Manitoba Canada".**

L.2. LEAF RAPIDS DISTRICT (EXT)

- A) Swiss, Rolled Edge, Circular; "LEAF RAPIDS DISTRICT MANITOBA". Variations in trefoil **and lettering.**

P.6. PINE RIDGE DISTRICT

- A) Swiss, Rolled Edge, Diamond; "Pine Ridge District MB".**

R.3. RIEL DISTRICT

- A) Swiss, Rolled Edge, Diamond; "RIEL DISTRICT MB".**

U.1. UNIVERSITY DISTRICT

- A) Swiss, Rolled Edge, Diamond; "UNIVERSITY DISTRICT MB".**

W.4. WINNIPEG AREA (EXT)

- A) Swiss, Rolled Edge, Circular; "WINNIPEG AREA GIRL GUIDES".
- B) Ribbon, Rectangular; "WINNIPEG MANITOBA", running figure & trefoil.

W.4/1. WINNIPEG ANNIVERSARY (EXT)

- A) Swiss, Rolled Edge, Circular; "WINNIPEG 100" Brownie and trefoil.

QUEBEC

1. **L) Swiss, Rolled Edge, Hexagonal; "QUÉBEC CANADA".**
M) Swiss, Rolled Edge Irregular; "Guides Québec" map of province, small Cdn flag, new trefoil, lopsided diamond shape.

L.3. LAKESHORE DISTRICT

- A) Swiss, Rolled Edge, Circular; "Canada QC Lakeshore District".
- B) Swiss, Rolled Edge, Circular; "SECTEUR LAKESHORE DISTRICT – QUÉBEC CANADA".**

S.3. SHERWOOD HEIGHTS DISTRICT

- A) Swiss, Rolled Edge, Circular; "SHERWOOD HEIGHTS DISTRICT GUIDING".
- B) Delisted – see Alberta**
- C) Swiss, Rolled Edge, Oval; "SHERWOOD HEIGHTS DISTRICT GIRL GUIDES WE'RE THE 1ST".

1. QUEBEC RANGER COUNCIL

- A) Swiss, Rolled Edge, Circular; "QUEBEC RANGER COUNCIL BE PREPARED".
- B) **Flocked Silk Screen, Pinked Edge, Circular; "QUEBEC RANGERS", green background.**

2. QUEBEC SENIOR BRANCHES

- A) **Swiss, Rolled Edge, Circular; "QUEBEC SENIOR BRANCHES GUIDES CANADA", gold mylar edging.**

NEW BRUNSWICK

B.1. BLUE HERON DISTRICT

- A) Swiss, Rolled Edge, Irregular; "BLUE HERON DISTRICT FUNDY DIVISION N.B.", dome shaped.
- B) Swiss, Rolled Edge, Irregular; "BLUE HERON DISTRICT FUNDY AREA N.B.", dome shaped.
- C) **Swiss, Cut Edge, Irregular; "BLUE HERON DISTRICT", Shape of Heron in water.**

Y.2. YORK SUNBURY DIVISION (EXT)

- A) Swiss, Rolled Edge, Circular; "YORK SUNBURY DIVISION". Colour variations exist. **Design height varies 59 to 63mm**

MISCELLANEOUS

2. NEW BRUNSWICK BROWNIES

- A) **Ribbon, Rectangular; "NEW BRUNSWICK BROWNIES". Orange lettering and moon.**
- B) **Ribbon, Rectangular; "NEW BRUNSWICK BROWNIES". Yellow lettering and moon.**

PRINCE EDWARD ISLAND

1. PRINCE EDWARD ISLAND (PROVINCIAL)

- A) Swiss, Cut Edge, Oval; "GIRL GUIDES PRINCE EDWARD ISLAND", various shades of **yellow/orange** background.
- B) Swiss, Cut Edge, Circular; "GIRL GUIDES PRINCE EDWARD ISLAND".
- C) Swiss, Rolled Edge, Oval; "PRINCE EDWARD ISLAND GIRL GUIDES". **White background.**
- D) Swiss, Rolled Edge, Oval; "Prince Edward Island Building Bridges in Guiding".
- E) Ribbon, Rectangular; "PEI Council".
- F) **Swiss, Rolled Edge, Diamond; "PEI GROWS WITH GUIDING".**

NOVA SCOTIA

1/1. NOVA SCOTIA 75TH ANNIVERSARY

- A) **Ribbon, Rectangular; "NOVA SCOTIA 75 1986".**

1/2. NOVA SCOTIA 85TH

- A) **Ribbon, rectangular; "NOVA SCOTIA LET'S KEEP ON GROWING 1911-1996".**

1/3. NOVA SCOTIA 90TH

- A) **Swiss, Rolled Edge, Diamond; "LEADING THE WAY 1911 2001 NOVA SCOTIA 90 YEARS".**

1/4. NOVA SCOTIA 100TH

- A) **Ribbon, Rectangular; "GIRL GREATNESS STARTS HERE NOVA SCOTIA 1911 2011 Girl Guides of Canada Guides du Canada".**

A.2. ANTIGONISH DISTRICT

- A) Swiss, Rolled Edge, Irregular; "ANTIGONISH DISTRICT CIAD MILE FAILTE".
- B) **Swiss, Rolled Edge, Rectangular; "HIGHLAND HEART OF NOVA SCOTIA GUIDING SINCE 1933 ANTIGONISH DISTRICT".**

A.5. ACADIAN DISTRICT

- A) **Swiss, Rolled edge, Circular; "ACADIAN DISTRICT".**

D.3 DARTMOUTH SHORE AREA

A) Swiss, Rolled Edge, Rectangular; "DARTMOUTH SHORE NOVA SCOTIA"

B) Swiss, Rolled Edge, Circular; "DARTMOUTH SHORE AREA MY HONOUR IS TO TRY MY DUTY IS TO LOVE".

E.4. EVANGELINE DIVISION (EXT)

A) Swiss, Rolled Edge, Diamond; "NOVA SCOTIA GIRL GUIDES EVANGELINE DIVISION".

M.4. MIDDLETON DISTRICT (EXT)

A) Swiss, Rolled Edge, Diamond; "MIDDLETON DISTRICT GIRL GUIDES".

B) Swiss, Rolled Edge, Circular; "MIDDLETON 50 YEARS GUIDING & FUN".

M.6. MOUNT UNIACKE DISTRICT

A) Swiss, Rolled Edge Circular; "YOURS IN GUIDING MOUNT UNIACKE".

N.1. NEW GERMANY AND WEST NORTHFIELD DISTRICT (EXT)

A) Swiss, Rolled Edge, Circular; "GIRL GUIDES OF CANADA NEW GERMANY AND WEST NORTHFIELD".

R.2. ROCKINGSTONE DISTRICT

A) Swiss, Rolled Edge, Circular; "ROCKINGSTONE DISTRICT".

S.2. SHORE DISTRICT (EXT)

A) Swiss, Rolled Edge, Circular; "SHORE DISTRICT GUIDING HALIFAX AREA, NS", blue lettering & trefoil.

B) Swiss, Rolled Edge, Circular; "SHORE DISTRICT GUIDING HALIFAX AREA, NS", green lettering & trefoil.

C) Swiss, Rolled Edge, Circular; "SHOREVIEW DISTRICT GIRL GUIDES OF CANADA".

T.5. TIMBERLEA PROSPECT DISTRICT

A) Swiss, Rolled Edge, Oval; "Timberlea Prospect District".

W.3. WESTERN AREA

A) Swiss, Rolled Edge, Square; "WESTERN AREA GIRL GUIDES", white background, **dark** blue border.

B) Ribbon, Woven; "WESTERN AREA GUIDING 90TH 1915/2005".

W.7. WESTERN DISTRICT

A) Swiss, Rolled Edge, Circular; "WESTERN DISTRICT, N.S.".

NEWFOUNDLAND AND LABRADOR

C.4. CON-BA-SU AREA

Shortened version of C.5.

D.1. DISTRICT 5

A) Swiss, Rolled Edge, Circular; "DIST. 5 LOOK WIDE".

M.1. MARCONI DISTRICT

A) Printed on Canvas, zig zag cut edge, Square; "Marconi District Girl Guides Mt. Pearl Newfoundland www.mountpearlguides.ca".

S.2. SIR HUMPHREY GILBERT

A) Swiss, Rolled Edge, Shield: "1583 SIR HUMPHREY GILBERT 1983"

Linda Aug

This issue's new badges

9A



9B



9C



9D



9E



9F



9G



9H

BOY SCOUTS-CANADA

9I

BOY SCOUTS-CANADA

9J

BOY SCOUTS-CANADA

9K

BOY SCOUTS-CANADA

9L

BOY SCOUTS - CANADA

9M

BOY SCOUTS-CANADA

9N

BOY SCOUTS-CANADA

9O

BOY SCOUTS-CANADA

9P

SCOUTS-CANADA


9Q

SCOUTS-CANADA

9R



MISC.27A



ONT.H5D



ASC.JAM.5/1A



wants & swaps ads

Send your ad to canadianbadgermag@canadianbadgersclub.com or by mail to:
The Canadian Badger Magazine 589 Dresden Place, Tecumseh, ON. N8N 4B5

Badger Gord Says Lets Trade

Here are some of the many badges I am looking for.

District Badges:

I need lots but here are a couple I am after:



AN OFFER:

Lots of good badges or lots of money. Contact me please.

you have any please email or Facebook PM me. I have lots to trade.

Gord Ennis, 110- 19639 Meadow Gardens Way, Pitt Meadows, BC V3Y 2T5

ennisgl@telus.net

Colleen's Wants List

Colleen.looby@ocdsb.ca

As of May 13, 2024

Updated to the 10th Edition Canadian Varieties Catalogue

National: 1abce, 2be, 3abf, 5abce, 6a, 7a, 8ab, 9abcdefghijklmo, 10abcdfgh, 13c, 14abcd, 16a, 18bc, 19, 19/1, 20, 21, 22, 23b, 25bcdef, 30 Misc 20, 23, 24, 25

British Columbia/Yukon: 5a, 7a, A1b, B2, B3b, B4, B5, B6, B7ac, B8, B9a, B10a, B12, B16ef, B16/3, C1ab, C2abcf, C2/1, C3a, C4a, C6a, C7abcd, C8a, C9bcd, C10bce, C11a, C12, C13a, C14a, C16, C17abcdef, C18, C21b, C24b, C25b, E1ab, E4, E5a, E6/1, F1abce, F2abc, F7b, G1a, G3a, G4a, H1, H2, I1a, K1/1, K3d, K3/4, K6a, K8a, K8/1, K9ac, L1abc, L2bc, M1ac, M2/1, M4ab, M5a, M6, M7ab, M7/1, M8abcd, N1ab, N3a, N4, N5c, N6abcd, N7b, N12a, P1abcde, P2abd, P4ab, P5, P7b, Q1b, R1a, R2/1, S2ab, S4, S6cd, S7a, S8, S9bd, S10, T1ab, T2a, V1, V2b, W3ab, W3/2a, W4ab, W5, W6b, Y1a, Y1/1, Y1/2,

Alberta: 1abcdefg, 2abcd, 4, 9b, A1, A2b, A8b, A13, B1a, B2b, B3ac, B4acd, B5, B6ab, B6/1, B7, B12, C1/1, C2ab, C3, C4a, C5, C6, C7, C9, C11a, D1, D2ab, D3, E2, E3, E5, F1ab, F3, G2, G3a, H1b, H1/1, H4ac, J1, K1, L1a, L2, L3a, M2a, M3, M4b, M5, M10c, M11, M12, N1, N2, N3, N4bcd, N4/1, N6abcf, N7ab, N9b, N12a, N16, O1, P1ac, P2ab, P3, P4, R1a, R2, R3, R5, S1, S2, S3, S5abc, S6, S7, S8, S9, S10, S11, S12b, S14ab, S16ac, S17, T1ab, T2ab, T2/1, T3c, U1, V1abc, W1b, W2, W3, W4, W5abc, W8b, Y1ad

Saskatchewan: 1abcdef, 2, 5b, A1, B1ab, B2a, B3a, B4a, C1a, C3a, C4ab, C5b, C7a, D1a, E1/1, E1/2, E2b, F1, H1, I1ab, K2a, L2a, M1ab, M2a, M3, N4, N6b, O1ab, P1ab, P2a, P3/1, R1, R3a, R5, S2a, S4c, S5, S6b, W1a, W2a, W3abc, W8b

Manitoba: 1abcdef, A4, A5, B1a, B2a, C1a, D1a, F1ab, F3/1, I1ac, L1, L2, L3, L4, N2, P1a, P3abde, P5a, P5/1, P8ab, S1a, S2ab, S3a, S4abc, S5, S7/1, S9, T1, T2, T3a, T4b, T5abd, T6ac, T7, W1b, W3a, Y1

Ontario: 1abcde, 5bd, 7b, 8d, 9bd, A1abh, A2b, A3, A4, A6bf, A9, A10b, B1a, B2a, B2/1a, B3abc, B5ab, B7a, B8, B9abc, B10, B11ab, B12, B13ae, B13/1a, B15, B18c, C1a, C2ac, C3abcdfgh, C3/1, C4b, C5, C6, C7a, C10, C12f, D1, D2a, D3, E1a, E2abcd, E3a, E4a, E5abcde, E6, E7a, E8bd, F1a, F2, F3, F4, F5bce, G1, H1abce, H2, H3ab, H3/1, H5ab, H6, H8a, H9, H10, H11, H12, H13, H15,

H17, H18c, I1a, I2, K1a, K2abc, K3acdef, K4a, K4/1, K5abcde, K7be, K8a, K9, L1abd, L2abc, L3abc, L4a, L5, M1abce, M2a, M3, M4, M5, M6, M8, M9, M12a, M15b, N1a, N3abcd, N3/1, N4ab, N5a, N6/1, N6/2, N7, N9, N10, N16, N18bc, O1a, O3bc, O4a, O5ab, O5/1, O6a, O6/1, O7ac, O8abf, P1a, P2abc, P3bc, P4ad, P5ade, P6ab, P7a, P8bd, P9c, P10, P11, P12abc, R2ab, R4, R5, R6b, R8, S2, S3abc, S3/1, S4a, S6ab, S7abcd, S8ab, S8/1, S9, S10ab, S11ae, S13a, S14a, S16ab, S18abcd, S24a, S24/1, S25a, S26a, S28ac, S28/1, S30c, S31cd, S36b, T1, T2a, T3a, T4abd, T5a, T6, T7ab, T8, T12a, V1a, V2, W1ab, W2a, W3a, W4abc, W5acd, W8a, W10b, W18b, W19b, Y3, Y8b

Quebec: 1ace, 2, A1b, B2, C1a, C2abcd, C3, C4a, C5ab, C6, D1a, D2b, E2, E3a, G1, H1ade, H2a, K1/1, K1/2, L1c, L3, L4a, L4/1, L5a, L6, L7c, M1, M2acd, M3, N1, N2, N3ab, N4, O2b, P1a, P2, Q1ac, R1a, R1/1, R2a, S1, S2, S3ab, S3/1, S4a, S5ab, S6a, S7a, S8bde, S8/1, S9, S11b, S13, U1, V1, W1ad, W2ab, W3a

New Brunswick: 1abcdefij, 3ac, B1a, C2ad, C3ab, C4/1, C5, C5/1, F4b, M1a, M2a, O1ac, R1, R3c, S1, S3b, S4a, V1acd, W1b, W1/1, W1/2, W2b, W3/1, Y1

Nova Scotia: 1abcde, 2ac, A1a, A5a, C2abd, C7, C8, C9b, D1, D4ab, D5ac, F1a, G1b, H1, H2ab, H4d, H5ac, H6b, H10b, H10/1, I1a, K1a, K2a, K3ac, L1ab, N1ab, N2, P1abcde, P1/1a, Q1b, S1ab, S3a, S4a, S6c, S8bcd, T1abg, T1/2, T1/3, Y1ac

Prince Edward Island: 1abcde, 2ac, C1a, N1, S1abc

Newfoundland & Labrador: 1ab, B2a, C1, C5a, G1a, G4/1, H1a, S1, S3a, T2a, V1a

Northwest Territories & Nunavut: 1bcdhf, A1b, B1a, C1bcd, F3, G1b, M3a, P3

CJ 2017/Canada 150 Council badges:

Blood (red): Chinook, Northern Lights, Shining Waters, Tri-Shores, Nova Scotia

Ghost (white): Chinook, Northern Lights, Greater Toronto, Shining Waters, Tri-Shores, Nova Scotia



VARIETIES CATALOGUE

June, 2024

Update #1

The Canadian Badgers Memorabilia Club

CANADA - NATIONAL (CAN/NAT.)

EXT 9 SCOUTS

In June 2024 [TCB-49/2]the listing of scout strips was revamped to better coincide with the historic issuing of scout strips over the years. To avoid confusion the previous listings are removed and replaced with the following listings.

- *** A) Swiss, cut edge; "BOY SCOUTS - CANADA", lettering in red on shades of brown wool background (background up and down pattern), lettering is variable length around 85-95 mm, no border, edges folded under. [TCB-37/2]
- *** B) Swiss, cut edge; "BOY SCOUTS - CANADA", Lettering in red on navy blue flannel background (background up and down pattern), no border, edges folded under. [WJN-5 as 14A]
- *** C) Swiss, cut edge; "BOY SCOUTS - CANADA", Lettering in red on green flannel background (background up and down pattern), no border, edges folded under. [TCB-49/2]
- **** D) Swiss, cut edge; "BOY SCOUTS - CANADA", Lettering in red on grey flannel background (background up and down pattern), no border, edges folded under. [TCB-49/2]
- * E) Swiss, cut edge; "BOY SCOUTS - CANADA", lettering in red (shades) on khaki brown twill background (background diagonal pattern), lettering is variable length around 90-95mm, no border, edges folded under. [TCB-37/2]
- * F) Swiss, cut edge; "BOY SCOUTS - CANADA", Lettering in red on navy blue twill background (background diagonal pattern), no border, edges folded under. [WJN-5 as 14A]
- ** G) Swiss, cut edge, Strip; "BOY SCOUTS - CANADA", Lettering is red on dark green (olive green in washed and worn badges) twill background (background diagonal pattern), lettering is variable length around 90-95mm, no border, edges folded under. [WJN-5]
- ** H) Swiss, cut edge; "BOY SCOUTS - CANADA", Lettering in red (shades) on grey (shades) twill background (background diagonal pattern), no border, edges folded under. [TCB-49/2]
- ** I) Swiss, cut edge; "BOY SCOUTS - CANADA", lettering in red (shades) on light khaki (beige) twill background (background diagonal pattern), lettering is variable length around 90-95mm, no border, edges folded under. [TCB-49/2]
- *** J) Swiss, cut edge; "BOY SCOUTS - CANADA", Brown lettering on green background, no border, edges folded under. [TCB-49/2]
- *** K) Ribbon, rectangular; "BOY SCOUTS - CANADA", Lettering in red, 126mm word length, 8mm word height. Badge is 135 mm cut line to cut line and 13mm high. Background is fine off white weave [TCB-45/3]
- L) Coarse ribbon;"BOY SCOUTS - CANADA". Coarse lettering in red on green (shades) background. Lettering variable width around 90-95mm. [WJN-5]
- M) Coarse ribbon;"BOY SCOUTS - CANADA". Coarse lettering in yellow on green (shades) background. Lettering variable width around 85-90mm. [WJN-5]
- N) Swiss, cut edge; "BOY SCOUTS - CANADA", Lettering in yellow to gold on green background. No border. [WJN-5 as I]
- O) Swiss, Cut edge; 100mm x 18mm, "BOY SCOUTS - CANADA", Lettering in yellow to gold on green background. [WJN-5 as J]
- **** P) Swiss, rolled edge; 125mm x 20mm, "SCOUTS - CANADA", Lettering in yellow/gold on green background. [WJN-5 as K]
- Q) Swiss, cut edge; "SCOUTS - CANADA", Lettering in yellow/gold on green background, lettering variable length around 90-95mm, no flag. [CBB,WJN-5 as L]
- R) Swiss, cut edge; 100mm x 20mm "SCOUTS - CANADA", Lettering in yellow/gold on green background, with flag. [TCB-6/3,WJN-5 as M]

NOTE: 9L and 9M were formally listed as embroidered but are actually ribbons.

NOTE: Replaced by 18

MISCELLANEOUS

- A) Woven, high definition, backed and bound, square with rounded corners. "50TH BEAVERS' BIRTHDAY 1974-2024", with Scouts Canada logo. [TCB-49/2]

ONTARIO (CAN/ONT.)

- EXT H.5 HURON DISTRICT [AT]
- **** A) Swiss embroidered on felt, Cut edge, Diamond; Yellow background. [WJN-3]
 - **** B) Swiss embroidered on felt, Cut edge, Diamond; White background. [WJN-3]
 - * C) Swiss, cut edge, square. Narrow native face with no eyebrow ridge (variations over the years), thick lettering, the two feathers overlap over most of their length. [CBB,WJN-3]
 - ** D) Swiss, cut edge, square. Wide native face with prominent eyebrow ridge, thin lettering, the two feathers separated over most of their length. [TCB-49/2]
 - E) Swiss, Rolled edge, Square. [TCB-26/2]
- NOTE: Merged with P.2. & S.14. to form F.7.*

NOVA SCOTIA (CAN/N.S.)

- EXT P.1 PICTOU COUNTY DISTRICT COUNCIL
- ***** A) Silk screened on felt, cut edge, circular. Image of a cub and scout with stetson in design. "PICTOU COUNTY DISTRICT COUNCIL". [WJN-4]
 - *** B) Ribbon, Rectangular; Outline drawings with no shading; minimal amount of yellow in the four images surrounding the ship and the house has two box-like designs outlined in yellow. Three sails on ship. "PICTOU COUNTY DISTRICT COUNCIL". [WJN-4]
 - *** C) Ribbon, Rectangular; Outline drawings with no shading; minimal amount of yellow in the four images surrounding the ship and the house has two rows of yellow on the roof consisting of five dots each. Many sails on ship. 40-41mm wide lettering. "PICTOU COUNTY DISTRICT COUNCIL". [WJN-4]
 - D) Ribbon, Rectangular size variable from 51-52mm x 68-74 mm; Some shading on drawings, house has a full yellow roof. Many sails on ship, 43mm wide lettering. The design portion of the badge is 40x40 mm. "PICTOU COUNTY DISTRICT COUNCIL". [CBB,WJN-4]
 - E) Ribbon, Rectangular 51mm x 65mm; Some shading on drawings, house has a full yellow roof. Many sails on ship, 43mm wide lettering. The design portion of the badge is 42x36 mm. "PICTOU COUNTY DISTRICT COUNCIL". [WJN-4]
 - F) DELISTED. (Ribbon, Rectangular 51mm x 72-74 mm.) *Note: Recoded as P.1.D*
 - G) Ribbon, Rectangular 50mm x 65mm; Some shading on drawings, Many sails on ship, 40mm wide lettering, Bright yellow lettering and design. "PICTOU COUNTY DISTRICT COUNCIL". [TCB-15/2, WJN-4]

ASSOCIATION DES SCOUTS DU CANADA (CAN/ASC.)

JAMBOREES

- 5 JAM DES NEIGES
- ** A) Swiss, Cut edge, Irregular; "JAM des neiges QUEBEC 2000". [TCB-25/2]
- 5/1 JAM DES NEIGES STAFF
- ** A) Swiss, rolled edge, shield. Scout emblem and snowflake in design. "ÉQUIPE JAM DES NEIGES". [TCB-49/2]

The Canadian Badgers Memorabilia Club

Membership Application



The fine print...

Memberships in the Canadian Badgers Memorabilia Club are valid from January 1 to December 31. Membership applications received after October 31 will apply to the following year.

Each membership entitles the member to receive The Canadian Badger, the official magazine of The Canadian Badgers Memorabilia Club. The Canadian Badger is issued every March, June, September and December. A renewed membership will receive the next upcoming edition of The Canadian Badger determined by the date of renewal.

A new member will receive a copy of the Canadian Badgers Memorabilia Club Code of Ethics, as well as a copy of the current Canadian Badgers Memorabilia Club Bylaws.

Previous printed magazines can be purchased at a price determined by the cost of production and postage and only if spare copies of the magazine are available. Previous editions of The Canadian Badger can be found in the magazine archive at the club website, <https://canadianbadgersclub.com>.

The Canadian Badgers Memorabilia Club Varieties Catalogue is available in Portable Document Format (.pdf) to all new members free of charge. The Canadian Badgers Memorabilia Club Membership Directory is available in Portable Document Format (.pdf) to all new members free of charge.

Printed copies of The Canadian Badgers Memorabilia Club Varieties Catalogue are available for purchase at a price determined by the cost of production and postage.

Please read the following carefully, and sign and date.

I declare that I have not at any time denied a Vulnerable Sector Search to be completed and/or a Police Record Check to be completed.

I agree to the rules laid out by the Club in the Bylaws and Code of Ethics and do not have any objections to my details being stored on the Club's Computer Systems or shared with fellow members via our "Membership Directory".

I also declare that I am able to or have completed all the necessary requirements within Scouts Canada's (or my local Scouting Association's) Volunteer Screening Policy, including, but not limited to, the Vulnerable Sector Search and/or Police Record Check.

I understand that verification of details can be sought at any point during my membership.

Signed _____ Date _____

(Parent or Guardian if applicant is under 18)

Membership Rates:				
<u>Electronic Magazine</u>		<u>Paper Magazine</u>		Please post your completed form to:
All members:	\$10.00	Canadian Youth:	\$22.00	The Canadian Badgers Memorabilia Club c/o 301-5524 Heatherwood Court Halifax, Nova Scotia, Canada B3K 5N7
5Year:	\$40.00	Canadian Adult:	\$36.00	
		USA:	\$46.00	
		International:	\$66.00	
<i>All rates are for one year or 5 year. Memberships received after Oct 31 will apply for the next year.</i>				Or by e-mail to: secretarytreasurer@canadianbadgersclub.com

Make all cheques or money orders payable to: The Canadian Badger's Club.

For PayPal, please choose to send as a gift to: canadianbadgersclub@gmail.com

Name:									
Address:									
City:				State/Province:					
Country:				Postal Code:					
Telephone:									
E-mail:									
Council/Region:				Area/District:					
Position in Scouting:									
Group/Section: (required for youth application)									
If renewing, please indicate your Membership Number:	C								

Please indicate the magazine format you are applying for, either () electronic or () paper.

Make sure that your application is **printed clearly** so that we have the correct information.