

# THE CANADIAN BADGER

official magazine of the canadian badger's memorabilia club



## **Contact the Canadian Badgers Memorabilia Club**

On the web: [www.canadianbadgersclub.com](http://www.canadianbadgersclub.com)

E-mail: [canadianbadgersclub@gmail.com](mailto:canadianbadgersclub@gmail.com)

In writing:

Don Connors 301-5524 Heatherwood Court, Halifax, Nova Scotia, B3K 5N7, Canada

Ian MacCalder 10571 Marble Mountain Rd, Orangedale, Nova Scotia, B0E 2K0, Canada

### **Executive Committee**

President - Ian MacCalder, C1207; [president@canadianbadgersclub.com](mailto:president@canadianbadgersclub.com)

Past-President – Frank Smith, C0684; [pastpresident@canadianbadgersclub.com](mailto:pastpresident@canadianbadgersclub.com)

Vice President – Dave Robak, C1143; [vicepresident@canadianbadgersclub.com](mailto:vicepresident@canadianbadgersclub.com)

Secretary-Treasurer - Don Connors, C0828; [secretarytreasurer@canadianbadgersclub.com](mailto:secretarytreasurer@canadianbadgersclub.com)

Editor - Mike Assef, C0974; [editor@canadianbadgersclub.com](mailto:editor@canadianbadgersclub.com)

Cataloguer - Gordon Ennis, C1096; [cataloguer@canadianbadgersclub.com](mailto:cataloguer@canadianbadgersclub.com)

Girl Guide/Guiding Cataloguer – Linda Aug, C1149; [lindaaug@shaw.ca](mailto:lindaaug@shaw.ca)

Webmaster - Steve Kavanagh, C0331; [webmaster@canadianbadgersclub.com](mailto:webmaster@canadianbadgersclub.com)

### **Regional Representatives**

British Columbia - Frank Smith, C0684; [britishcolumbiarep@canadianbadgersclub.com](mailto:britishcolumbiarep@canadianbadgersclub.com)

Prairies - Michael Diegel, C1004; [prairierep@canadianbadgersclub.com](mailto:prairierep@canadianbadgersclub.com)

Ontario (eastern) - Steve Kavanagh, C0331; [ontarioeastrep@canadianbadgersclub.com](mailto:ontarioeastrep@canadianbadgersclub.com)

Ontario (western) - Chris Wootton, C1286; [ontariowestrep@canadianbadgersclub.com](mailto:ontariowestrep@canadianbadgersclub.com)

Quebec - Robert Schmitt, C1308; [quebecrep@canadianbadgersclub.com](mailto:quebecrep@canadianbadgersclub.com)

Maritimes - Don Connors, C0828; [maritimerep@canadianbadgersclub.com](mailto:maritimerep@canadianbadgersclub.com)

Association des Scouts du Canada - Rheal Duchesne, C1189; [ascrep@canadianbadgersclub.com](mailto:ascrep@canadianbadgersclub.com)

THE CANADIAN BADGER is the magazine of the Canadian Badgers Memorabilia Club and is published quarterly (March, June, September & December) by the Canadian Badgers Memorabilia Club.

THE CANADIAN BADGER, © 1975-2025, The Canadian Badgers Memorabilia Club. All rights reserved. Reproduction in whole or in part without written permission is strictly prohibited. If the Postal Service or e-mail provider alerts us that your magazine is undeliverable, every reasonable effort will be made to find a correct address.

You can contact THE CANADIAN BADGER:

Regular mail: 589 Dresden Place; Tecumseh, Ontario; N8N 4B5

E-mail: [canadianbadgermag@canadianbadgersclub.com](mailto:canadianbadgermag@canadianbadgersclub.com)

**DEADLINE FOR SUBMISSIONS TO THE**  
**June 2025 ISSUE:**  
**May 23, 2025**



On the cover, fresh off the looms. Just arrived is our 50<sup>th</sup> Anniversary club badge. See Don Connors add in this issue to order yours.

Attached with this issue is a new Membership Directory for 2025.

In a separate email, I will attach the floor auction booklet for the 48<sup>th</sup> annual Denis Charbonneau Memorial Swap Meet and Auction. That will be your chance to get in on the action if you are unable to attend in person. We have 40 lots available for the floor auction and I am near the end of completing 100 table auction lots. We will also have a “Make me an offer” table, the secret auction along with grab bags and prizes. Hope to see everyone there.

Edward Stepowski’s Scouting Outpost has again provided us with a great article and history lesson on signalling.

Mike Assef

Magazine Editor



# They had a DREAM!

Who are They?

A few Scouts, Venturers, and Leaders decided to have a Swaporee in 1975 in Kempenfelt Bay Area.

How could they ever have realized that that dream would exist to be 50 years old this year, 2025!

From 1975.....to now.



Let's celebrate with an Anniversary Badge



Club badge - \$2.00    Club Neckerchief - \$20.00    Club Anniversary badge - \$2.50

Available from Don Connors, Secretary/Treasurer: [dconnors@eastlink.ca](mailto:dconnors@eastlink.ca)



WE KNOW THAT YOU LOVE TO  
TRADE BADGES AT CAMP  
BUT...



WHY WAIT UNTIL THE NEXT BIG CAMP?  
BRING YOUR COLONY, PACK, TROOP,  
COMPANY, CREW OR UNIT  
AND COME TO SCOUTS CANADA HQ  
AND JOIN US FOR OUR

## EASTERN ONTARIO 2025 MARCH BREAK BADGE TRADING EVENT

\*\*\*FREE ADMISSION\*\*\*

WHETHER A NEWCOMER TO TRADING  
OR A SEASONED PRO...LET'S TRADE BADGES.  
FUN FOR ALL! A GREAT OPPORTUNITY TO  
PRACTICE TRADING BEFORE THE NEXT JAMBOREE  
OR BIG EVENT

YOU CAN ALSO VISIT THE NATIONAL SCOUT MUSEUM WHILE  
YOU ARE HERE.

FRIDAY, MARCH 7th (6 PM - 9 PM)  
SATURDAY, MARCH 8th (9 AM - 2 PM)

SCOUTS CANADA HEADQUARTERS  
1345 Baseline Rd., Ottawa, ON

Let us know if you are coming or for more info - contact [ottawa.area.badgers@gmail.com](mailto:ottawa.area.badgers@gmail.com)





# **Canadian Badgers Memorabilia Club**

## **The DENIS CHARBONNEAU MEMORIAL SWAP MEET & AUCTION**

**Friday & Saturday  
April 25 & 26, 2025**

**Embassy Suites by Hilton Montreal Airport  
6300 Autoroute Transcanadienne  
Point Claire, Quebec. H9R 1B9**

**For Reservations at Hotel (514) 426- 5060 ext.0**  
Mention The Canadian Badgers Club or mention code CES90M  
March 25<sup>th</sup> deadline for special rate

**Admission \$30.00 Tables FREE (First come, first served)**

**Scouts under 18 in Uniform - free admission.**

**Doors open: Friday @ 3:00 pm. - 9:00pm.  
Saturday @ 9.00 am. - close**

**Information from: Glen T. Wright (865-984-8856) email: [ibcbadger@aol.com](mailto:ibcbadger@aol.com)**

**Please send badge donations to: Mike Assef 589 Dresden Place Tecumseh, ON. N8N 4B5  
[massef@mnsi.net](mailto:massef@mnsi.net)**

**HOPE WE SEE YOU THERE!**

Welcome to *The Scouting Outpost*...featuring articles distributed by the Canadian Boy Scouts Stores Department, Supply Services and its Distributors.



It's time to look at a new visual aid for the Patrol Corner. In particular No. 7 in the 1949 series, the **Semaphore Visual Aid Chart** introduced in 1957. Let's also explore the literature that will help in mastering this communication art.

"Semaphore is the use of an apparatus to create a visual signal transmitted over distance. A semaphore can be performed with devices including: fire, lights, flags, sunlight, and moving arms."<sup>1</sup> It is a form of scoutcraft.


The Signaller badge for a Wolf Cub was listed in the **1930 Policy, Organization and Rules for Canada**. It became extinct in the early 1930's and was replaced. In order for a Wolf Cub to obtain their Second Star they had to "*know the alphabet in Morse or Semaphore, and be able to send and read slowly simple words.*" (**Policy, Organization and Rules for Canada, 1934**)



The Scout Signaller Proficiency badge was introduced in 1908 and was available until 1968. For a Scout to obtain their Second Class Scout badge they must "*know the Semaphore (or Morse) sign for every letter in the alphabet and for the numerals, and be able to send and read a simple message.*" The badge requirements were to be passed annually. (**Policy, Organization and Rules for Canada, 1934**)




Charts were published from the early days of the Stores Department history. They were ideal for putting across Scouting techniques. The **1923 Stores Department Price List of uniforms and Equipment Catalogue** lists 32 Scout Charts with number 15 being Semaphore Signalling Code. These charts were printed on card stock with an



8" x 11½" dimension. They were available until the late 1940's.

The attractive 1949 series was "printed on serviceable cardboard in two colours, ready for hanging." The size of card number 7 – Semaphore Signalling was 10" x 15". The centre piece of the chart is the Semaphore alphabet using flags. Around it are Scouts sending and receiving messages from or to Sea Scouts, along with methods of signalling.



VISUAL AID CHARTS Say it – 'SHOW IT' – Do it

SIGNALLING


1 – [Wikipedia - Semaphore](#)



A number of books and booklets are featured next from the early 1920's onwards.

## THE SCOUT SIGNALLER

Published by *The Canadian General Council of the Boy Scouts Association, Ottawa, Canada*, 1921  
40 pages with illustrations - 5¼" x 8"  
Price 20¢ per single copy



*"SIGNALLING is a subject full of romance"*

Is how *The Scout Signaller* begins. A comprehensive book on Semaphore and Morse Code signalling including trail signs, how to signal and emphasis on correct style.

## SCOUTER'S MINUTE

Some items available for signalling from the *1928 Boy Scouts Association Price List of Uniforms, Equipment, Books, Etc. (Catalogue No. 9) page 37.*




### Signalling Flags

The material used in the manufacture of our Signalling Flags is of the best and can be depended upon to give entire satisfaction.

SEMAPHORE FLAGS:—White with blue stripe, size 18x18.  
Price per pair..... 80c

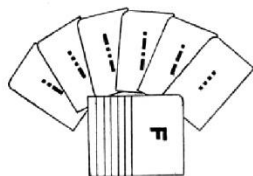
SEMAPHORE FLAGS:—All blue, size 18x18.  
Price per pair..... 75c



MORSE FLAGS:—White with blue stripe, size 24x24.  
Price each..... 60c

MORSE FLAGS:—All blue, size 24x24. Price each..... 55c

SIGNALLING FLAG STICKS:—Well balanced sticks, made specially for Scouts, can be used with either Morse or Semaphore Flags.  
Price each..... 25c




Morse Cards

### Signalling Cards

These packs of Morse and Semaphore cards are very popular as a quick and easy way to learn signalling. They can be used either for self-instruction or self-examination, or by two parties.  
Per Packet..... 25c



Semaphore Cards



Morse Practice Key

A practical key that is most useful for the sending and receiving of the Morse Code. Adjustable key and terminals.

Price..... \$1.25

### Pocket Signal Reminder

This handy card folder gives you the Morse and Semaphore Alphabets, special signalling signs and call letters, etc., etc. Small enough to fit into your pocket, but easily read at a distance.

Price per Card..... 5c  
Price per Dozen Cards..... 50c



Buzzer Set

A compact instrument, mounted on a base, the underside of which is recessed to accommodate a battery of the stand pocket lamp type. The key is neat and sturdy, and the buzzer, which has an adjustment to give a range of notes, thoroughly reliable.  
Price (without Battery)..... \$2.25

### Signalling Message Forms

Handy forms for the writing and receiving of messages. Made in a size convenient for the pocket or haversack.

Pad of 50 forms  
Price..... 25c.

### The Scout Signaller

This book will fill a long felt want in helping the Scout to become proficient in this very useful and interesting subject. It has been compiled by an expert who by the aid of splendid illustrations shows you "HOW" and "HOW NOT TO" Signal, and is kept up-to-date with the latest rules and regulations. A book well worth having.

Price per single copy..... 20c  
Price per dozen copies..... \$2.20



*1928 Boy Scouts Association Price List of Uniforms, Equipment, Books, Etc. - full page devoted to SIGNALLING*

*"This book will fill a long felt want in helping the Scout to become proficient in this very useful and interesting subject. It has been compiled by an expert who by the aid of splendid illustrations show you "HOW" and "HOW NOT TO" Signal, and is kept up-to-date with the latest rules and regulations. A book well worth having."*<sup>2</sup>

*"Semaphore signalling, with hands or flags, is perhaps the easiest of all signalling systems to acquire. The average Scout*

*can readily learn to send and read the Signaller Test at a speed of 7 words a minute, and in conversation signalling may develop a speed of 25 or 30 words a minute."*<sup>3</sup>

2000 copies were published in 1921



## SIGNALLING




## REVISED HANDBOOK FOR CANADA OF THE BOY SCOUTS ASSOCIATION

Published by *The Canadian  
General Council of The Boy  
Scouts Association.*

508 pages, 1930, First Edition

Price 75¢ (1932)

15 pages devoted to Signalling  
with 4 of them pertaining to  
Semaphore.



*casual hikes, camping trips, etc., it is probably the most  
convenient code of all.*<sup>5</sup>

Bulk of the article pertains to Morse Code but it stresses  
these hints to remember:

- practice makes perfect
- watch your angles
- watch your stand
- always make two sets of flags
- choose your background wisely
- control your speed

## TENDERFOOT TO KING'S SCOUT – The Canadian Boy Scout's Guidebook of Tests


Published by *The Canadian  
General Council of The Boy  
Scouts Association.*

194 pages, Revised 1949

Price 40¢


6 pages devoted to passing Test

No. 9 – Semaphore and Morse Code Morse Code of the  
Second Class Badge, with 4 pages pertaining to  
Semaphore.



## Your Semaphore Flags

Semaphore Flags can be easily and cheaply  
made, or you may secure them from the  
Stores Dept. The recommended size is about  
18 inches square, and the stick should be  
about 2 feet 6 inches long. Actually the  
length of the stick should be governed by  
the height of the Scout and should not be  
so long that when it is moved from the  
ready position, it will prove troublesome  
by striking the ground. Two sets of flags  
should be made, a white set for use in front  
of dark backgrounds and a dark set for use  
in front of light backgrounds.



## AIDS TO SIGNALLING

Carl Heddesheimer S.M. 9<sup>th</sup> Winnipeg Troop  
1945 *The Junior Leader* magazine 4 part article

*"Most of you probably know semaphore. It has the advantage  
of being easy to learn, requires no apparatus, is quite speedy  
and is an excellent exercise."*<sup>4</sup>

*"Its disadvantages are that it can only be sent visually by  
daylight, and only over comparative short distances. But for*

## SIGNALLING FOR THE PATROL

The Patrol Books series No. 8

Published by *The Boy Scouts*

*Association, London* 1950 with  
revisions

40 pages, illustrated

Catalogue no. 20-508

Price 25¢

10 pages devoted to  
Semaphore.

*"A selection of small booklets of invaluable aid to Patrol  
Leaders."* 1959 - 1960 Catalogue



## SCOUTER'S MINUTE

"Signalling Systems" from the 1930 Revised Handbook for Canada of The Boy Scouts Association.

Reproduced by kind permission from the Handbook for Boys of the Boy Scouts of America.

CHARACTER	INTERNATIONAL OR CONTINENTAL MORSE	AMERICAN MORSE	TWO ARM SEMAPHORE		INTERNATIONAL CODE OF SIGNAL FLAGS (SIGNALS)	SECONDARY MEANING
			MACHINE	HAND FLAGS		
A	.-	.-				Numerical 1 Col. V, VI.
B	-...	-...				Numerical 2 Col. VI.
C	-.-.	..				Numerical 3 Col. VI.
D	-.-.-	-..				Numerical 4 Col. VI.
E	...	.				Numerical 5 Col. VI.
F	.-.-	.-.				Numerical 6 Col. VI.
G	-.-.-	-.-				Numerical 7 Col. VI.
H	....	....				Numerical 8 Col. VI.
I	..	..				Numerical 9 Col. VI.
J	.-.-.-	.-.-				Numerical 10 Col. VI.
K	-.-.-	-.-				
L	.-.-.-	-.-				
M	---	---				
N	--	--				
O	---	..				
P	---.	....				READY TO SAIL Col. VI.
Q	---.-	...--				QUARANTINE Col. VI.
R	---.	..				Col. V, VI.
S	...	...				I WANT A PILOT Col. VI.
T	-	-				NUMERALS GENERAL SERVICE CODE
U	---.	---				1-----
V	---.	---				2-----
W	---.	---				3-----
X	---.	---				4-----
Y	---.	---				5-----
Z	---.	---				6-----


## SCOUTER'S MINUTE

Use the diagram on the previous page to decipher the message. Answer on page 6.

### HOW GOOD ARE YOU AT SEMAPHORE?


Here is a short message for you to read and is produced here to give you an idea for a Patrol Meeting. When you call your next Patrol Meeting, why not send each Scout a message like this one by mail giving him some special item to bring to the Meeting.

For the "plain language" of this message, see page 41.

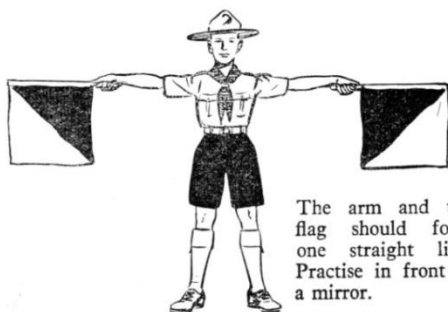




WATCH YOUR ANGLES!



This Scout is supposed to be sending the letter R but at a distance it might well be taken for the letter L.



The arm and the flag should form one straight line. Practise in front of a mirror.

**COLLECTOR & SIGNALLER – Wolf Cub Books No. 5 (UK edition)**  
Published by **The Boy Scouts Association, London** 1960

30 pages, illustrated  
19 pages devoted to Signalling with 6 of them pertaining to Semaphore.




This booklet is the UK version; the Canadian version distributed contained the following Wolf Cub Proficiency badges: **COLLECTOR & HOMECRAFT**. For Wolf Cubs in Canada the Signaller badge was discontinued in the early 1930's.

**BROWN'S SIGNALLING – How to Learn the International Code of Signals**

Published by **Brown, Son & Ferguson, Glasgow** 1954

212 pages, Illustrated  
Price \$1.75 (1960)

*"An invaluable book dealing with all of the Signal methods. This book is particularly useful for Sea Scouts."*




**SIGNALLING FOR SCOUTS (The Official Scout Manual)**

Published by **C. Arthur Pearson, Ltd., London** 1920

95 pages, with multiple editions  
No. 186, Price 50¢ (1937)

Comprehensive book on many forms of signalling.

*"Signalling calls for concentration of mind, and is largely a matter of self-education. The quick response of brain and hand to the eye is also a great aid in mental discipline."*



**AIDS TO SIGNALLING – GILCRAFT**

Published by **C. Arthur Pearson, Ltd., London** 1936

61 pages Price 35¢ (1940)

*"This little book...aims to suggest some of the reasons for encouraging signalling amongst Scouts, some of the ways in which a Scouter can introduce the subject to his Scouts".*



**THE BOY SCOUTS COMPLETE SIGNALLING INSTRUCTOR**


Published by **Brown, Son & Ferguson, Ltd. Glasgow** 1940

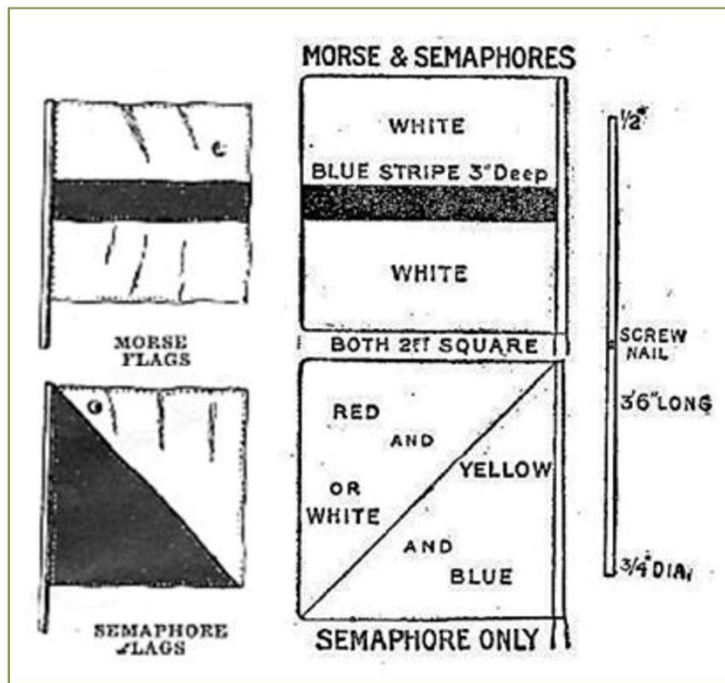
68 pages, illustrated, revised new edition. Originally published in 1914.

Price 35¢ (1936)

12 pages devoted to Semaphore Signalling.

*"...this new edition which utilizes some of the original material of the Signalling Instructor and at the same time presents a view of the Scout Signalling Tests in modern form in a clear and straightforward manner."*






### SCOUT TEST GAMES

Published by **C. Arthur Pearson Ltd.** 1937

64 pages, 13 pages devoted to signalling. 43 games listed pertaining to the Signalling proficiency badge.

Price 35¢ (1937)

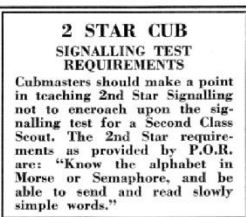
*"This is not a book of games, in the ordinary sense of word, but a collection of hints and tips which is hoped will start trains of thought in the minds of Scouters."*



### HOW TO TEACH SECOND STAR SIGNALLING

1948 February *The Scout* magazine article

One page article referring to the Circle System, steady reading practice and five games for Cubs.

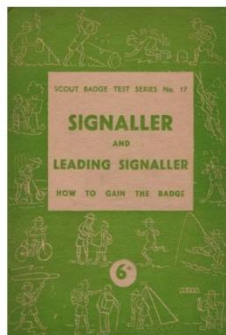


One final note on the Signaller Badge...<sup>6</sup>

There is, of course, a bit more to the badge than just this. You must learn the different formation signals as used in your troop (ask your Scoutmaster to let you take charge of the troop for these once in a while), and also know the various signals described in *Scouting for Boys*, Chapter 7. It sounds like an awful lot, and I know many of you will get fed up, but stick to it and you will come out on top, and you will have accomplished something.

### SCOUT BADGE TEST SERIES, NO. 17 SIGNALLER AND LEADING SIGNALLER

Part of the *Scout Badge Test Series* published by **Brown, Son & Ferguson, Glasgow** 1947  
UK publication with **Leading Signaller** proficiency badge for older Scouts over 15. Also must send/receive 45 letters per minute.



#### SCOUTER'S MINUTE (from page 4)

Scouts. Flies are dangerous because they fly from filth to food and spread many terrible diseases like typhoid fever. Mosquitoes annoy and spoil your sleep. Be sure to keep home and camp free from these insects. AR

In closing, the Scouts Canada National Museum continues to promote an interest in communications through its Amateur Radio station with call sign VE3SHQ. It began back in the 1960's when it was operated by the National HQ Radio Rover Crew. Today it is operated by a group of adult Scouters, who also run courses for Ottawa-area Youth & Scouters leading to licensing as Government approved short-wave radio operators. Advance courses provide Morse Code training. ♣

### SIGNALLING



This article was created and edited by Edward Stepowski C1282  
February 2025

References: Boy Scouts Association of Canada catalogues, Policy Organization and Rules for Canada, By-Laws, Policies & Procedures, handbooks, The Junior Leader, The Scout Leader magazines and Miller Manufacturing catalogue.  
Wikipedia website

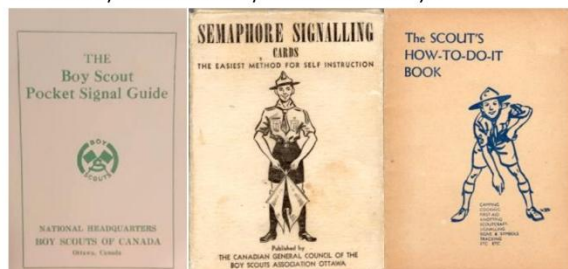
Thank you to Kevin Thur and Dave Truemmer for their input.

Image "the Boy Scout Outpost at EATON'S" is taken from a 1960 Gang Show programme Eaton's advertisement.



## SCOUTER'S MINUTE

Some handy items that every Patrol should carry...



### THE SCOUT'S HOW-TO-DO-IT BOOK

Published by **C. Arthur Pearson, Stand, UK**

"Deals with Camping, Cooking, First Aid, Knotting, Scoutcraft, Tracking, Signalling, Signs, Symbols, etc." 1959 1960 catalogue  
Illustrated. Price 25¢ (1959 – 1960)

### BOY SCOUT POCKET SIGNAL GUIDE

#### SIGNAL REMINDER CARD

"A handy folder card which illustrates the Morse and Semaphore Codes, special signs, etc."

4 pages, illustrated

No. 176 Price 5¢ (1940)

### SEMAPHORE SIGNALLING CARDS

"A very useful method of learning the Semaphore Signal Code.

Cards show each flag position and its meaning on reverse side."

32 cards – alphabet and instruction, illustrated, 2½" 3½"

Price 25¢ (1940)

### Signaller. (To be passed annually.)

To obtain the Signaller proficiency badge a Scout must:—

1. Pass tests in both sending and receiving in Semaphore and Morse signalling by flag; the minimum rate to be thirty-six letters per minute for Semaphore and twenty-four letters for Morse.
2. Send and receive signals by sound.
3. Know the proper words of command and signals by bugle, whistle, hand and staff.



1919 The Boy Scouts Association Handbook for Canada

### Signaller

(To be passed annually.)



- (a) Send and receive by Semaphore flag at the rate of seven words (35 letters) a minute, and in Morse at the rate of five words (25 letters) a minute—90 per cent. accuracy, receiving; 100 per cent. accuracy style in sending.
- (b) Send and receive at the rate of six words (30 letters) a minute on buzzer or sounder.—90 per cent. accuracy.
- (c) Send and receive at the rate of five words (25 letters) a minute by lamp, helio, or other flash system.—90 per cent. accuracy.
- (d) Understand how to call distant stations, and the procedure in handling messages.—95 per cent. accuracy.
- (e) Know the names given similar-sounding letters when calling-off or 'phoning.—100 per cent. accuracy.
- (f) Know the bird or other Troop calls, staff and hand signals used in his Troop.—90 per cent. accuracy.

1934 Policy. Organization and Rules for Canada

### Signaller

(To be passed annually.)



- (a) Send and receive by Semaphore flags at the rate of seven words (35 letters) a minute, and in Morse at the rate of five words (25 letters) a minute 90 per cent. accuracy. Sending style to be 100 per cent. accurate.
- (b) Send and receive at the rate of six words (30 letters) a minute on buzzer or sounder.—90 per cent. accuracy.
- (c) Send and receive at the rate of five words (25 letters) a minute by lamp, helio, or other flash system.—90 per cent. accuracy.
- (d) Understand how to call distant stations, and the procedure in handling messages.—95 per cent. accuracy.
- (e) Know the names given similar-sounding letters when calling-off or 'phoning.—100 per cent. accuracy.
- (f) Know the bird or other Troop calls, staff and hand signals used in his Troop.—90 per cent. accuracy.

1942 Policy. Organization and Rules for Canada

### Signaller



A Queen's Scout Badge

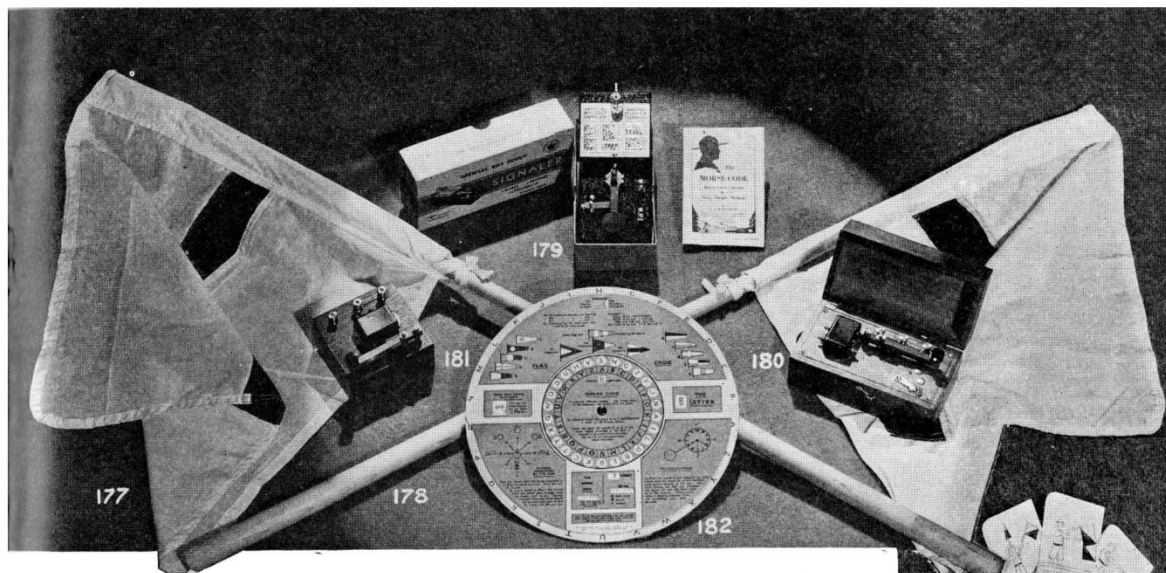
- (i) Send and receive by Semaphore flags at the rate of seven words (35 letters) a minute, and by Morse flag at the rate of three words (15 letters) a minute—90 per cent. accuracy. Sending style to be accurate.
- (ii) Send and receive at the rate of six words (30 letters) a minute on buzzer or sounder —90 per cent. accuracy.
- (iii) Send and receive at the rate of five words (25 letters) a minute by lamp, helio, or other flash system—90 per cent. accuracy.
- (iv) Understand how to call distant stations, and the procedure in handling messages—95 per cent. accuracy.
- (v) Know the phonetic alphabet.

1965 Boy Scout Badge Book (April)



## SCOUTER'S MINUTE

1937 Price List of "Official" Uniforms, Equipment, Books, Etc. (Catalogue No. 18) page 21



# SIGNALLING

## Signalling Flags

Made of best grade cotton of Government standard with hem for insertion of stick and tape for fastening. Available as follows:—

- Semaphore Flags, White with Blue Stripe Centre
- Semaphore Flags, Plain Dark Blue
- Morse Flags, White with Blue Stripe Centre
- Morse Flags, Plain Dark Blue

No. 177 Semaphore Flags, 18" x 18", per pair ..... .75¢  
No. 177A Morse Flags, 24" x 24", each. .... .50¢

## Signalling Flag Sticks

Made from selected hard wood, smoothly finished, well balanced and properly tapered.

No. 178 [each] ..... .25¢

## "Official" Scout Signaller

The latest three way Signal set. Neatly and accurately made of polished black lacquered metal with nickeled trimming. Set consists of a high pitched buzzer, telegraph sounder and light blinker, operated by two ordinary flashlight batteries concealed inside the instrument. The International Morse Code is mounted on top of the set in a new easily read style. With each set is included a 16 page Morse Code instruction book.

No. 179 [Complete with battery] ..... \$2.00

## Lamp and Buzzer Set

A superior instrument of British make. A combination Lamp and Buzzer set in a compact polished wood cabinet with hinged top. Sturdy and dependable key with loud toned buzzer.

No. 180 [Complete with battery] ..... \$6.50

## Plain Buzzer Set

A good instrument mounted on a wood base. The key is neat and sturdy, and the buzzer is thoroughly reliable.

No. 181 [Complete with battery] ..... \$3.75

## The "Scout" Signal Code Chart

An excellent method of learning the different methods of Signalling as well as the Deaf and Dumb Alphabet. By a simple turn of the Chart you can see at a glance what it reads in all codes. Highly recommended.

No. 182 ..... .50¢

## Semaphore and Morse Instruction Cards

A good method of learning the Codes. Consists of packets of Semaphore or Morse readable cards plainly marked. When ordering state whether Morse or Semaphore cards are required.

No. 183 ..... .25¢

## The "Pocket" Signal Reminder

A handy folder card that gives the Morse and Semaphore Codes, special signs, call letters, etc. Pocket size and easily read.

No. 184 ..... .05¢

## Signal Message Form

Very necessary for accurate sending and receiving of messages. Regulation form contained in special holder that shows the Semaphore and Morse Codes.

No. 185 ..... .35¢

## Books on the Subject

**Signalling for Scouts** by D. Francis Morgan:—The useful and interesting art of Signalling is fully described in this "Official" publication. Kept up-to-date with the latest rules and regulations.

No. 186 ..... .50¢

**Signalling Instructor**:—This is a book published for Scouts to assist them to become proficient signallers and qualify for the badge.

No. 187 ..... .35¢





Greetings from the cataloguer! A very sad first; after more than a dozen years as cataloguer this is the first issue with no new listings or even new finds from the past!

There are a few things I want to show you that might be of interest, related to old provincial issues. One is the PEI provincial ribbon badge; PEI 1.E.. Above or below the badge proper, so not related to listing, are ones that say Cash's others say J. + J. Cash Inc. and still others that do not have the manufactures mark. Also, although I don't think I have it there are ones with a slightly smaller inside shield – but too small a difference to list. Anyway, for those that like odd variants added to their collection now you know what to look for!



The BC provincial ribbon badge (BC 1.B.) has a similar range of marks. Some say Cash's while others say J + J Cash Inc. while others again say nothing about the manufacturer. And, once again I am showing my wonky ribbon from B.C. The middle dark one is difficult to read owing to the fold but does have the J + J variant. Interestingly the light one also says J + J ... on the other side of the fold line. Again, some badges for specialist collectors to be on the lookout for.



I now know of two round Council badges. The Northern Ontario one shown in a previous Badge Chatter and now one from Nova Scotia (see below). These appear to be for service scouts but not sure they are well controlled – even I have one! But I have a question for you. Does anyone know of other Councils that have created a similar badge? I look forward to any information you can supply.



I thank all who bring new badges or badge questions to my attention. Keep it up! Please contact me with your finds or answers to questions at: [ennisgl@telus.net](mailto:ennisgl@telus.net).

I want to thank once again the Club's Regional Reps; Michael Diegel, Chris Wootton, Steve Kavanagh, Robert Schmitt, Don Connors, Rheal Duchesne and Frank Smith.

**Gord Ennis**



***This issue's new badges***

**This page intentionally left blank**

## ***wants & swaps ads***

Send your ad to [canadianbadgermag@canadianbadgersclub.com](mailto:canadianbadgermag@canadianbadgersclub.com) or by mail to:  
The Canadian Badger Magazine 589 Dresden Place, Tecumseh, ON. N8N 4B5

---

Your editor is moving by the end of this year and he needs to purge. My Canadian badge collection is the only thing I am keeping. Cash sale or trade for badges: uniforms, hats, flags and flag poles and finials, books, Scouting diaries, Ontario Gilwell mug collection from 1966 onward, Proficiency badge collection, World Jamboree collection, 1920 Boy Scout sled, pins, Cubs Wolf head, campfire blankets

Shipping to you would be your cost. Pickup at my home in Tecumseh could be arranged even with an overnight stay, if needed.

**Contact Mike Assef 519 735 7371 519 890 7371  
massef@mnsi.net**





## Badger Gord Says Lets Trade

Some of my traders. Contact me for what I am after or to purchase.



ALTA \*\*\*\* 1A



ALTA \*\*\*\* 1D



ALTA  
C11  
\*\*\*



ALTA \*\*\*\* S10A



ALTA \*\*\* S10B



\*\*\*\*  
ALTA Service Team N4

COCHRANE EXT C10-A



\*\*\*



ONT

E5B



ONT

M3B


ease email or Facebook PM me. I have lots to trade.

Gord Ennis, 110- 19639 Meadow Gardens Way, Pitt Meadows, BC V3Y 2T5

[ennisgl@telus.net](mailto:ennisgl@telus.net)

# OFFICIAL "DECAL" TRANSFERS


SOMETHING NEW! SOMETHING UNIQUE! — A transfer in beautiful colours — easily transferred onto glass or any other solid smooth surface. Numbers 1 and 3 will appeal to Scouts and Cubs for putting on the window or door of their homes as a reminder that "A Scout (A Cub) Lives Here". Number 2 makes an excellent membership badge for placing on the windshield of automobiles. A larger replica of No. 2, size 9½ x 12 is also available for putting on the door or window of Pack, Troop, District and Provincial Headquarters.



No. 1



No. 2 and 2A



No. 3

**ORDER BY THE DOZEN AND SAVE MONEY**

## PRICES

No. 1.....	Boy Scout Transfer.....	each 15c
No. 2.....	Membership Transfer.....	each 15c
No. 3.....	Wolf Cub Transfer.....	each 15c
PRICE PER DOZ. of ANY ABOVE NUMBER or ASSORTED NUMBERS—\$1.50		
No. 2A.....	Large Replica of No. 2.....	each 75c

## "FROSTIE" AWARD



Frostie was the brain-child of Scouter **Bill Stanbrook** who created the "Frostie Award" system when he felt that a group of his Scouts, who had camped out when the temperature was well under the 0 degree mark, deserved some form of recognition.

The award certificate is now presented to a Scout or Scouter who has "slept in his own fabricated dwelling for a night, when the temperature or wind chill factor was 0 degrees Celsius or lower.

The first time the award is presented, it is called "First Degree of Frostie." The next time will be the "Second" and so on. Some Dartmouth Scouts have up to 20 degrees of Frostie.

I am told when Frostie sometimes appears in person to present the awards he receives a 'warm' reception from his campers. He has also appeared at winter carnivals, parades, campfires and during Scout-Guide Week events. In 1975, he joined Mickey Mouse, Donald Duck and Goofy on the Scout float which appeared in the Dartmouth Winter Carnival Parade.

The popularity of Frostie has now spread across Nova Scotia and also into southern Ontario.

*The Scout Leader, October 1975*







# **VARIETIES CATALOGUE**

March, 2025

Update # 4

The Canadian Badgers Memorabilia Club

**This page intentionally left blank**



# The Canadian Badgers Memorabilia Club

## Membership Application



### *The fine print...*

Memberships in the Canadian Badgers Memorabilia Club are valid from January 1 to December 31. Membership applications received after October 31 will apply to the following year.

Each membership entitles the member to receive The Canadian Badger, the official magazine of The Canadian Badgers Memorabilia Club. The Canadian Badger is issued every March, June, September and December. A renewed membership will receive the next upcoming edition of The Canadian Badger determined by the date of renewal.

A new member will receive a copy of the Canadian Badgers Memorabilia Club Code of Ethics, as well as a copy of the current Canadian Badgers Memorabilia Club Bylaws.

Previous printed magazines can be purchased at a price determined by the cost of production and postage and only if spare copies of the magazine are available. Previous editions of The Canadian Badger can be found in the magazine archive at the club website, <https://canadianbadgersclub.com>.

The Canadian Badgers Memorabilia Club Varieties Catalogue is available in Portable Document Format (.pdf) to all new members free of charge. The Canadian Badgers Memorabilia Club Membership Directory is available in Portable Document Format (.pdf) to all new members free of charge.

Printed copies of The Canadian Badgers Memorabilia Club Varieties Catalogue are available for purchase at a price determined by the cost of production and postage.

---

### Please read the following carefully, and sign and date.

I declare that I have not at any time denied a Vulnerable Sector Search to be completed and/or a Police Record Check to be completed.

I agree to the rules laid out by the Club in the Bylaws and Code of Ethics and do not have any objections to my details being stored on the Club's Computer Systems or shared with fellow members via our "Membership Directory".

I also declare that I am able to or have completed all the necessary requirements within Scouts Canada's (or my local Scouting Association's) Volunteer Screening Policy, including, but not limited to, the Vulnerable Sector Search and/or Police Record Check.

I understand that verification of details can be sought at any point during my membership.

Signed \_\_\_\_\_ Date \_\_\_\_\_

(Parent or Guardian if applicant is under 18)

Membership Rates:				
<u>Electronic Magazine</u>		<u>Paper Magazine</u>		Please post your completed form to:
All members:	\$10.00	Canadian Youth:	\$22.00	The Canadian Badgers Memorabilia Club
5Year:	\$40.00	Canadian Adult:	\$36.00	c/o 309-5561 Heatherwood Court
		USA:	\$46.00	Halifax, Nova Scotia, Canada
		International:	\$66.00	B3K 5N7
<i>All rates are for one year or 5 year. Memberships received after Oct 31 will apply for the next year.</i>				Or by e-mail to: secretarytreasurer@canadianbadgersclub.com

Make all cheques or money orders payable to: The Canadian Badger's Club.

For PayPal, please choose to send as a gift to: canadianbadgersclub@gmail.com

Name:									
Address:									
City:					State/Province:				
Country:					Postal Code:				
Telephone:									
E-mail:									
Council/Region:					Area/District:				
Position in Scouting:									
Group/Section: (required for youth application)									
If renewing, please indicate your Membership Number:					C				

Please indicate the magazine format you are applying for, either ( ) electronic or ( ) paper.

Make sure that your application is **printed clearly** so that we have the correct information.