


Welcome to *The Scouting Outpost*...featuring articles distributed by the Canadian Boy Scouts Stores Department, Supply Services and its Distributors.

It's time to buy an "official" Boy Scouts hat and learn about the smartness of the uniform that goes along with it. The **1928 Boy Scouts Association Price List of Uniforms, Equipment, Books, Etc. (Catalogue No. 9)** lists the following regarding uniforms:



IMPORTANT:--Desired Uniformity in Scout Dress: *It is highly important to the regard in which Scouts shall be held by the general public that their dress, like their conduct, should be orderly. Appearance in varied nondescript outfits creates an unfavorable impression which does not encourage other boys to desire to become Scouts. Every effort should be made, therefore, in each community and for each troop therein, to adopt a STANDARD UNIFORM from the OFFICIAL EQUIPMENT listed in this Catalogue.*

If there is a local Association they should determine what the standard uniform in their community is to be, and all troops under their control when appearing upon official occasions should adhere to the form of dress adopted. Troops not under a local Association should likewise adopt for themselves a common standard outfit for official use. No option should be permitted in major essentials. These essentials are few.

The variations in uniform included shirt colour – khaki, blue, green or grey, or whether shorts or breeches should be worn in blue or khaki. The official hat was a standard piece of uniform from the start of the Movement until the uniform change in the late 1960's.

The "Official" Boy Scout and Wolf Cub Uniform is an emblem of good citizenship.

Let's look at the origin, early Canadian history, care of a hat, uniform smartness and why we wear a flat-brimmed hat.

"OFFICIAL" BOY SCOUT HATS:—These are made expressly for Headquarters and are guaranteed in every respect. Every hat is of standard quality with a good stiff brim that can be depended upon to hold its shape. Made of superior felt, complete with real leather band and leather lace fastenings. Sizes:—6¼, 6¾, 6½, 6¾, 6¾, 7, 7¼, 7¼, 7¾ and 7½.
Price..... \$1.55

LEATHER HAT BANDS:—Sold separately to replace lost or damaged bands. **Price..... 25c**



Wear only Official Uniforms

THE CAMPAIGN HAT

The campaign hat used by Boy Scouts is a broad-brimmed felt hat, with a high crown, pinched symmetrically at the four corners. Its origins can be traced back to U.S. Army troops of the 1840's who wore wide-brimmed civilian hats. Mexican Vaqueros wore sombreros with a crease which influenced the design. The name Stetson is occasionally used as the name of the campaign hat. The name comes from the designer, John B. Stetson, of the *Boss of the Plains* hat. The term "Stetson" became interchangeable with hats of this type of design. Furthermore when B.-P. received the first shipment of hats the packaging identified them as 'hats, B-P style' which was interpreted as Baden-Powell's initials.



Robert Baden-Powell popularized the campaign hat during the Second Matabele War of 1896-97. He liked the practicality of the hat so much that in 1900 he chose it to be the uniform headgear of the South African Constabulary.




Photo portrait of Major-General Robert Baden-Powell wearing a campaign hat,

Canadian troops serving under him were the first to wear the campaign hat. This very likely influenced B.-P. to order 10,000 of the hats for the British troops.

Militia General Order No. 27-17, dated March 15th, 1917 officially granted and recognized the Boy Scouts' uniform in Canada. It states the following: *"The Boy Scouts uniform (B.-P. Hat or Sea Scout Cap and Fleur-de-lis essential) is recognized as the uniform of a public service non-military body. The uniform to be worn by Scoutmasters and Scouts as laid down in **Policy, Organization and Rules for Canada, March 1916**, published by the Canadian General Council of the Boy Scouts Association."*¹

ABOUT HATS

Baden-Powell adopted the felt Scout Hat for it being lightweight, resilient to time, keeping its shape and useable in cold, sunny and rainy conditions. The felt was easy to mould to give it the characteristic "hollows" or "bumps". The crown gives it the "squeezed" appearance, hence it is known as a "lemon squeezer".

Wool felt hats are cheaper than its fur felt counterpart. The hat is a very dense, compact structure of animal hair or woollen fibres. Felting is a natural phenomenon with the addition of thickening and softening agents. Periodic maintenance is needed to keep its form. The Stores Department mentions the introduction of better quality hats throughout the years (1924, 1930).

SCOUTER'S MINUTE

Here are some care and maintenance tips of the Scout Hat from the **1929 Stores Department Price List** and a handbill from the **1945 Tenderfoot to King's Scout** handbook:

If your hat brim goes limp it shows that the shellac stiffening has either cracked or crumbled. To remedy this it is necessary first to soften the shellac so that it will run together and then to press the brim flat while it hardens. There are two easy ways to do this and in both it is important to thoroughly brush the hat first, so that you do not drive the dust into the felt.

One way is: Detach or push the leather lacing into the crown and pad it there with a ball of paper. Bring a kettle of water to the boil and holding the hat by the crown direct the steam on to the brim (both sides). Within a very few seconds the brim will become quite limp. Immediately place the hat on a flat surface such as a table, run a cold iron round the brim once or twice and then leave the hat to cool.

The alternative method is to place the hat with the brim flat on a table, lay a very damp cloth on the brim and iron well with a hot iron then leaving it to cool as in the first method.



Here's how to put the dents in your Scout hat so that they'll stay.

Just bash in the crown of the hat from the outside, and make a sort of bowl of it. If there are airholes you'll have to be careful that the holes are not lower than the bowl. Fill the bowl with water, and set in a sink or bathtub overnight. In the morning the water will have vanished, and the crown of the hat will be thoroughly soaked. Punch the bowl out, make your dents, creasing the ridges to a sharp edge. Let the hat dry out and you'll have no more trouble. Remember, the dents are at the sides, and back and front.

Now, to keep the hat brim stiff and straight, just use a damp cloth, and a hot iron as illustrated, keeping the brim perfectly flat on a perfectly flat table. To stiffen the brim use a teaspoon of sugar to a half pint of water, and dampen your cloth in this solution.

The following is from the **1929 Price List of Official Uniforms, Equipment and Book, Etc.:**

“Most Scouts know that in addition to the many qualities of felt there are two distinct classes, namely, wool felt and fur felt, but as fur felt is used only for the most expensive hats it may be left out of consideration in this article.


Wool felts are graded firstly according to the purity and fineness of the wool used and secondly the weight of felt in each hat. For Scout hats a clean felt is essential because any impurities in the material would show as blotches when the hat is dyed. The different qualities must therefore be judged entirely by (1) the fineness of the felt and (2) the weight of the hat. These two must not be mixed as it is just as easy to have a coarse thick heavy felt as to have a fine thin light felt, and it is on the quality and weight of the felt that the stiffness of the brim depends.

The hat in its early stages is dyed and dipped in a solution of shellac to make it waterproof and bind the felt close together. To stiffen the brim the lower part of the hat only is dipped in another and much stronger solution of shellac and it is here important to note that a fine felt will absorb more of the solution than a coarse one. It would therefore be unreasonable to expect the brims of the cheaper qualities of hats to be as firm as the higher-priced ones.”

In Canada the Scout Hat was manufactured by the John B. Stetson Company Ltd. which dissolved its Canadian operations in the mid 1980's, and the Fashion Hat & Cap Company Ltd. The Fashion Hat & Cap Company Ltd. established in the early 20th century operated on Chestnut Street in Toronto, Ontario to the 1960's. They were known for producing high-quality hats and caps. Scout Hats were also manufactured in Belleville, Ontario. ❀

STETSON
The World's Most Famous Hat

- QUALITY
- ECONOMY




John B. Stetson Company (Canada) Ltd., makers of quality uniform headwear to The Boy Scouts Association, Stores Department.

- Leader's Hats—Standard and Mountie Quality.
- Lady Cubmaster's Berets and Sports Type Hats.

Order yours today from your Local Stores Distributor or
The Stores Department, 306 Metcalfe Street, Ottawa 4

The Scout Leader 1960 February

**OFFICIAL
UNIFORM HATS**



- SMART
- SERVICEABLE
- ECONOMICAL

These are the words to describe Fashion Hat and Cap Company's merchandise. Smart looking—whether a uniform hat or a civilian cap. Serviceable—in all kinds of weather and for all occasions. Economical—top-quality material, expert workmanship combined with economy.

So look on your own head and the heads of your friends for the hat or cap of smartness, service and economy.

Fashion Hat and Cap Company
Exclusive Suppliers of "Official" Uniform Hats to
THE BOY SCOUTS ASSOCIATION — STORES DEPARTMENT

The Junior Leader 1958 December

TOP OFF YOUR UNIFORM




Whether in or out of uniform you can be sure of looking smart — feeling smart — being smart when you "top-off" your outfit with a good looking, serviceable FASHION HAT AND CAP COMPANY product.

Next time you buy a hat make sure the label reads

Fashion Hat and Cap Company
Exclusive suppliers of "Official" uniform hats to
The Boy Scouts Association — Stores Department

The Junior Leader 1959 January

**"Official"
Uniform Hats**




- ❖ Smart
- ❖ Rugged
- ❖ Economical

Wolf Cub Caps, Boy Scout Hats, Field Caps and Ski Caps manufactured to rigid specifications for The Boy Scouts Association. See your Stores Department catalogue for prices and order from your local Scout Distributor or direct from The Stores Department, The Boy Scouts Association, 306 Metcalfe Street, Ottawa.

Fashion Hat & Cap Company, Toronto, Ontario


The Scout Leader 1959 September October



**WEAR A SCOUT HAT TO-DAY
AND A STETSON TO-MORROW**

**JOHN B. STETSON
Company (Canada) Limited**

Suppliers of
OFFICIAL SCOUTER AND SCOUT HATS TO
THE BOY SCOUTS ASSOCIATION



The Scout Leader 1956 November



It's Smart . . . Rugged . . . Economical

"OFFICIAL" UNIFORM HATS

FASHION HAT & CAP COMPANY
TORONTO, ONTARIO

Wolf Cub Caps, Boy Scout Hats, Field Caps and Ski Caps manufactured to rigid specifications for the Boy Scouts of Canada. See your Stores Department catalogue for prices and order from your local Scout Distributor or direct from the Stores Department, Boy Scouts of Canada, P.O. Box 3520, Station "C", Ottawa 3, Ont.

The Scout Leader 1961 May

SMARTNESS IN SCOUTING

The Boy Scout uniform is an integral and important part of the Scout method and Program. *"It will put increased meaning in the program, greater significance into the Movement, finer morale in the Scouts."*² The uniqueness of the uniform further gives the boy:

- identification with the Movement
- robe of office
- evidence of his belonging
- relates him in the mind of community to a worthy cause
- standing and rank in Scouting
- dignifies his interests
- enables a Scout to recognize his fellow Scouts
- promotes a sense of brotherliness
- gives a sense of belonging to a world-wide comradeship of boys.

*"The neatness and smartness of the uniform meets the love of distinctive dress that is innate in every boy, and the wearing adds appreciably to his personal pride and self-respect. All of these reasons for wearing the uniform are also reasons for "Uniformity of the Uniform" within the Troop..."*³

HAVE EVERY BOY IN YOUR TROOP

"look like a Scout"

Lord Baden-Powell of Gilwell in 1918 said *"Smartness in uniform and correctness in detail seems a small matter to fuss about, but it has its value in the development of self-respect and means a great deal to the reputation of the Movement among outsiders who judge by what they see."*

The Scout hat is the *"most conspicuous part of the uniform and is most unattractive if allowed to assume all manner of shapes."*⁴ You should always wear it properly. ♀



Putting the Dents in Your Hat

When you have the dents properly placed on your new Scout hat, you can keep them in place by placing a spring clothes pin on each crease near the top. If you do this each time you put your hat away it will keep in good shape. To avoid marking the hat use a piece of paper under each clothes pin.
—P.L. Kenneth Kirke, Lone Scout, Wentworth Station, N.S.

(Editor's Note)—An idea along the same line, but much more permanent is to fix your creases, attach your clothes pin, and then hold for a few minutes over the steam from a kettle of boiling water. When the hat has dried out, you'll not need to use the pins regularly. It will keep its shape for months.

1946 Junior Leader May magazine

The following are excerpts from catalogues, P.O. & R.'s and booklets showing the early selection of hats with emphasis on **Smartness in Scouting** for the Boy Scout, Rover and Leader (Officer) Hats.

BOY SCOUT HAT

Originally the Boy Scout Hat had three dents to remind the Scout of his three Promises.

When the Movement first started the hat was usually the only part of the uniform that



needed to be purchased and thus it was taken care of.

The **1916 Policy, Organization and Rules for Canada** lists the Scout hat as *"Khaki colour, flat brim, strap round crown and lace. (The lace should not be worn at the back of the head and tied on the brim of the hat.) Under no circumstances shall a member of the Boy Scouts' Association wear his hat turned up at the side."*

"OFFICIAL" BOY SCOUT HAT:—We are pleased to announce the fact that we have contracted for the supply of Boy Scout Hats of better quality and at a reduced price. This has been brought about after very careful consideration and we are sure our efforts will be appreciated. These hats are fully guaranteed and are made from a superior felt, complete with leather band and leather lace fastenings. Sizes: 6¼, 6½, 6¾, 6¾, 6¾, 6¾, 7, 7¼, 7¼, 7¼ and 7½. Price..... **\$1.65**

1924 Price List Catalogue

The **1924 Price List Catalogue** mentions a better quality hat at a reduced price.

For the Boy Scout hat the **1926 Policy, Organization and Rules for Canada** introduces the *"crown with four dents"* and the **1930 Policy, Organization and Rules for Canada** specifies that the *"four dents, (are) one in front, one at the back and one on each side."*

2 – Price List of Official Uniforms, Equipment, Books, Etc., The Boy Scouts Association of Canada, 1932, page 7

3 – Official Catalogue, The Boy Scouts Association of Canada, 1949 – 1950, page 4

4 – Price List of Official Uniforms, Equipment, Books, Etc., The Boy Scouts Association of Canada, 1931, page 9

“OFFICIAL” BOY SCOUT HATS:—These are made expressly for Headquarters and are guaranteed in every respect. Every hat is of standard quality with a good stiff brim that can be depended upon to hold its shape. Made of superior felt, complete with real leather band and leather lace fastenings. Sizes:—6¼, 6¾, 6½, 6¾, 6¾, 7, 7¼, 7¼, 7¾ and 7½. **Price.....\$1.55**

1928 Price List Catalogue No. 9



1930 Price List Catalogue No. 11 – Boy Scout Hat

Boy Scout Hat

The Hat is the most characteristic and popular part of the Scout Uniform. No uniform is complete without it. The Official Scout Hat is made from a selected felt of good quality. Leather band and lace fastenings. Look for the Official markings on the inside.

Price.....\$1.55

1930 Price List Catalogue No. 11



Official Markings inside a Scout Hat

“OFFICIAL” HATS Boy Scouts and Rover Scouts

The Hat is the most characteristic part of the Scout and Rover Uniform. No Uniform is complete without it. The Official Hats are made from selected felt of good quality. Leather bands and fastenings. The Rover Hat has an extra wide brim and is recommended for use of Senior Patrol Leaders as well.

Sizes 6¼ to 7¾
Price (Boy Scout Hat) . . \$1.45 Price (Rover Scout Hat) \$2.25

1933 Catalogue No. 14 – The Outdoor Year

“Official” Hats Boy Scouts and Rover Scouts

The Official Hats are made from selected felt of good quality. Leather bands and fastenings. The Rover Hat has an extra wide brim and is recommended for use of Senior Patrol Leaders as well.

Sizes 6¼ to 7¾
Price (Boy Scout Hat) . . \$1.55 Price (Rover Scout Hat) \$2.55

1935 Price List Catalogue No. 16

SCOUTER’S MINUTE

Scoutmasters, Assistant Scoutmasters, all Commissioners and Assistants, District Scoutmasters, Rover Scout Leaders and District Rover Scout Leaders were identified by a plume worn on the left hand side of the official hat on the band buckle.

District Cubmasters, Cubmasters and Assistant Cubmasters wore enamelled badges on the front of the hat band until the late 1950’s. The 1959 P.O. & R. (Revised) indicates a change to hat plumes for Cub Leadership.

The following items were discontinued in 1967 & 1968.

1967 June July Supply Services notice

The manufacturer of metal badges and insignia has suddenly gone out of business. There are not many firms that make these items and there may be a delay in appointing a new supplier.



1967 October Supply Services notice

Supply Services News, June-July SCOUT LEADER, gave information on difficulties being experienced with procurement of METAL BADGES AND INSIGNIA. The first “victims” which have had to be discontinued are:

District Scoutmaster Hat Plume 01-302
Assistant Scoutmaster Hat Plume 01-307

1967 December Supply Services notice

Further “victims” resulting from our problems of procurement of metal badges, etc. are:

Commissioner Hat Plume 01-301
Scoutmaster Hat Plume 01-303
Asst. Scoutmaster Hat Plume 01-304

We’ll keep you “posted” as to further developments.

1968 February Supply Services notice

We have been forced to discontinue the service of making or re-blocking SCOUT and LEADER HATS to a special size; the cost of this is prohibitive. This problem is not experienced with berets and we can only suggest that consideration be given to “switching”.

1968 August September Supply Services notice

As explained in previous news items the following have also been DISCONTINUED and are NO LONGER AVAILABLE:

District Cubmaster Hat Plume, Cubmaster Hat Plume,
District Rover Leader Hat Plume, Rover Leader Plume,
Asst. Rover Leader Plume

The Scout uniform provides for many people the **only recognized contact with Scouting**, and the impression made is chiefly that of the **neatness** (or otherwise) of the outfit, and the bearing of the wearer. The **neatness and manly smartness** of the Scout uniform meets the love of distinctive dress that is innate in every boy, and the wearing adds appreciably to his personal pride and self-respect. The Scout uniform is not a luxury—it saves **wear and tear** on other clothes and is **economy** in the end. **Scouts! Be proud of your uniform, wear it always when Scouting—and wear it Correctly.**

Boy Scout Hat

Regulation design made from selected felt of good wearing quality. Standard khaki shade with leather band and lace fastening.


Sizes 6¼ to 7¾

Price \$1.50

1936 Price List Catalogue No. 17

After the 1936 catalogue entries for the Boy Scout Hat description remained relatively the same.

“The Patrol Leaders Hat Badge is worn on the front of the hat on the leather hatband. It should stand erect and not leaning backward in the crease. The Troop Leader’s badge is worn in the same way.” - *The Junior Leader magazine January, 1948*



1957 Boy Scout Hat - "How to Wear It"

In the **1962 Revised Policy, Organization and Rules for Canada** provision was made for the following:

Where the religious requirements of any Group require the wearing of headdress, different from the above, that headdress shall be the official headdress of the Group, subject to the prior approval of the Executive Committee of the National Council.


1962 Policy, Organization and Rules for Canada, page 52

In the **1964 Revised Policy, Organization and Rules for Canada** a Scout green field/ski cap was added to the uniform, and hat selection was determined by the Court of Honour for the troop.

The Scout Hat was listed as part of the standard uniform until the **1973 December By-Laws Policies & Procedures** along with the green beret.

THE ROVER HAT

Rover Scouting was introduced towards the end of the Great War. The **1930 Policy, Organization and Rules for Canada** lists the Rover Scout uniform as "A Rover Scout wears



uniform as for a Scout, with the following exceptions: HAT – A bar with R.S. thereon, worn in front, on the strap..."

The **1951 Revised Policy, Organization and Rules for Canada** mentions that the bar should be silver.



1930 Price List Catalogue No. 11 - Rover Hat

Rover Scout Hat

Specially made for Rover Scouts and Senior Patrol Leaders. Made of extra fine quality felt, extra wide brim. Real leather band and lace fastenings. A hat that will give lasting satisfaction. Sizes 6¼ to 7¾.

Price \$2.50

1931 Price List Catalogue No. 12

In the **1931 Dominion Headquarters Price List** Rovers are reminded of the following: "There is one custom growing up amongst Rovers, viz., that of wearing all kinds of gaudy headgear which is not authorized by rules. The Scout Hat may or may not be the most convenient headgear to wear, especially in camp, but it is the one part of the uniform which is quite distinctive, and is the only headgear authorized. It must, therefore, form part of every Rover's outfit."

Boy Scouts and Rover Scouts

The Hat is the most characteristic part of the Scout and Rover Uniform. No Uniform is complete without it. The Official Hats are made from selected felt of good quality. Leather bands and fastenings. The Rover Hat has an extra wide brim and is recommended for use of Senior Patrol Leaders as well.

Sizes 6¼ to 7¾

Price (Boy Scout Hat) . . \$1.45 Price (Rover Scout Hat) \$2.25

1933 Catalogue No. 14 - The Outdoor Year

The uniform for a Rover Scout as authorized in Policy, Organization and Rules is quite straightforward and calls for little comment. All Rovers should pay especial care to see that their uniform conforms in all respects to the rules as laid down as they are being watched very carefully by their younger brothers the Scouts and Cubs and if they are not careful to observe the rules, they cannot expect others to do so. The example set by Rovers in wearing their uniform **Correctly** has an enormous effect on others and they must in all things lead in the right direction.

1935 Price List Catalogue No. 16 page 6

Boy Scouts and Rover Scouts

The Official Hats are made from selected felt of good quality. Leather bands and fastenings. The Rover Hat has an extra wide brim and is recommended for use of Senior Patrol Leaders as well.

Sizes 6¼ to 7¾

Price (Boy Scout Hat) . . \$1.55 Price (Rover Scout Hat) \$2.55

1935 Price List Catalogue No. 16

Rover Scout Hat

The Rover Scout Hat has an extra wide brim and is made from a better quality felt than that for a Scout. Leather band and fastening. We also recommend this Hat for Senior Patrol Leaders.

Sizes 6¼ to 7¾

Price \$2.25

1936 Price List Catalogue No. 17

After the **1936 Price List Catalogue** entry for the Rover Scout Hat, the description remained relatively the same.



1957 Rover Scout Hat - "How to Wear It"

The **1951-1952 Official Catalogue** recommends that the Rovers' hat should also be worn by Patrol and Troop Leaders.

THE OFFICER/SCOUTMASTER HAT

The **1916 Policy, Organization and Rules for Canada** lists the Scoutmasters hat as "Khaki colour, similar to Scout's, of good quality and no chin strap. (The lace should be worn at the back of the head and tied in the front of the brim of the hat)."



The Scout hat, for both Scoutmaster and boys, had a leather chinstrap. The lace appeared several years later, after Scouts had shortened their chin-straps for wear at the back of the head. Scoutmasters' hats often had cotton puggarees (scarf type) arranged in neat folds around the hat, similar to those worn on a naval tropical helmet. Only S.M.'s had silver hat badges with plumes. An A.S.M. wore a P.L.'s hat badge on the left side of the hat.

75 Years of Scouting in Canada - page 168

"Hat plumes, worn by Scoutmasters, Assistant Scoutmasters, Rover Scout Leaders and Assistants, District Scoutmasters and Commissioners are worn on the left side of the hat and should be attached to the leather hatband and not worn higher on the hat as is so often seen." - **The Scout Leader January, 1948**

SCOUTER'S MINUTE

"MEMORIES OF AN OLD SCOUT HAT"

The following poem is on display at the **Scouts Canada National Museum**



*My Old Scout Hat has faded a bit,
Yet every time I look at it
I view the past from memories door,
Scenes that will come again no more
Voices and Faces that were plump and fat,
As I sat in my tent with my Old Scout Hat
It appeared to remind me of the boys that I took,
Were our happiest days spent down at Main Brook.*

*My Old Scout Hat has faded a bit,
But that hasn't changed my love for it,
For in a bit of old head gear
Is woven the Scoutship of many a year
It's known the touch of a friendly hand,
And symbolizes, you understand
The things that we did, and the chances we took,
With thirty-two boys on the flats at Main Brook.*

*My Old Scout Hat has faded a bit,
But still I'm very proud of it
Proud of the things for which it stands
The loyal hearts and the willing hands,
Ready always to do their best,
To meet with courage every test,
Proud of the memories I've recorded in my book
Of the Scouts and the Cubs that we took to Main Brook.*

*My Old Scout Hat has faded a bit,
And some fine day I'll take leave of it,
But not without a friendly smile,
For it's been mine for a long, long while,
So I cherish it now as it's faded and worn
The lace is all rotten and the rim it's all torn
So the boys that were there, not forgetting the cook,
Have memories of my Hat that I wore at Main Brook.*

*So here's to my Old Hat that has faded a bit,
And now I'm wondering what'll become of it.
So I look to the future and hope that it will
Accompany me when I'm at rest on the hill,
Then the Boys will remember that the Hat that I took
Brings back pleasant memories of our days at Main Brook.*

The poem was written by Scoutmaster George Foote (Sr.) of Grand Bank, Newfoundland (1901 - 1990). The SCNM copy is signed by Mr. Foote dated March 26, 1974. The poem was donated by LGen. WK Carr, also a Grand Bank native and former National Commissioner (1974 - 1977). George Foote was LGen. Carr's Scoutmaster from 1935 to 1938.

It is believed that "Main Brook" refers to the village in northern Newfoundland near where their Troop must have camped many times.

SCNM Ottawa

OFFICIAL HATS



SCOUTMASTER AND ASSISTANT'S HATS

- No. 1A—As illustrated, finest fur felt with figured leather band. Stiff brim and leather sweat band\$2.00 each
- No. 1 —Same style as No. 1A\$1.50 each

NOTE.—No. 1A hat is specially blocked to ensure an "easy and comfortable fit" and the leather band is stitched to the crown to prevent it from coming off.

OFFICIAL SCOUT HATS.

- No. 3 —Medium stiff khaki felt with chin strap and leatherette binding around rim.
Price\$.50 each \$5.00 dozen
- No. 4 —Same as No. 3 without binding around rim\$.50 each \$5.00 dozen

NOTE.—Unless specified to the contrary, we ship No. 4 Scout hat excepting when not in stock, so be sure to state quality number if any particular quality is wanted.

BE SURE TO GIVE SIZE OF HAT WORN.

1920's Miller Manufacturing catalogue

OFFICERS' HATS:—Best quality, extra fine felt. Regulation shape with best leather band and leather lace fastening. A hat that is smart and very durable. Sizes 6½, 6¾, 6¾, 7, 7½, 7¼, 7½ and 7½.
Price..... **\$3.00**

1924 Price List Catalogue

Officers' Hat

Good quality fine felt. Regulation shape with best leather band and leather lace fastening.

Sizes 6¾ to 7¾.

Price.....\$2.50

Officers' Hat

A splendid fine fur felt hat of exceptional wearing quality and appearance. Extra wide brim of substantial thickness. A hat that will give lasting satisfaction. Best grade leather band with lace fastening. Highly recommended.

Sizes 6¾ to 7¾.

Price.....\$4.00

1930 Price List Catalogue No. 11



1930 Price List Catalogue No. 11 —Scoutmaster Hat

The **1930 Policy, Organization and Rules for Canada** recommends that Lady Officers wear a Scoutmaster's hat. In the **1939 Catalogue No. 20** a Lady Cubmaster's Uniform is detailed which consisted of a regulation Hat and "we recommend the Rover Scout Hat".



1930 Price List Catalogue No. 11 — Lady Cubmaster Hat

In 1931 three distinct grades of Officers' hat was made available priced at \$2.50, \$4.00 and \$6.00 according to the quality desired.

Officers' Hats

To meet the various needs of Officers in the matter of headgear, we have made available three (3) distinct grades of Hats, at \$2.50, \$4.00 and \$6.00 according to the quality desired. All have extra wide brims of substantial thickness, real leather bands and lace fastenings.

- No. 1. good fine felt.
Price.....\$2.50
- No. 2. fine fur felt.
Price.....\$4.00
- No. 3. extra fine fur felt, silk lined.
Price.....\$6.00
- Sizes 6¾ to 7¾.

1931 Price List Catalogue No. 12

Starting in **1933 Catalogue No. 14**, the "Officers' Hat" name was changed to a "Leaders' Hat".

Leaders' Hats

To meet the various needs of Leaders in the matter of headgear, we have made available three (3) distinct grades of Hats. All have extra wide brims of substantial thickness, leather bands and fastenings.

Sizes 6¾ to 7¾

- No. 1 (Made of good quality felt)\$2.25
- No. 2 (A first class hat of fine fur felt)\$3.50
- No. 3 (Best quality obtainable, fur felt, silk lined).\$6.50

1933 Catalogue No. 14 — The Outdoor Year

Much of the success of the Boy Scout movement depends upon the impression made by Leaders. Their appearance in uniform identifies them as representatives of the Boy Scouts Association of Canada, with all that it stands for. Hence, it is important that their dress, like their conduct, should be truly representative of Scouting. The correctly attired Leader gives the impression of Businesslike Organization and Efficiency that impresses the public with the quality of a Leader's leadership and the resulting quality of the boys under his control.

1935 Price List Catalogue No. 16 page 7



Official Markings inside a Leaders' Hat

In the **1935 Price List Catalogue No. 15** only two grades of Leaders' Hats were advertised.

Leaders' Hats

To meet the various needs of Leaders in the matter of headgear, we have made available two (2) distinct grades of Hats. Both have extra wide brims of substantial thickness, leather bands and fastenings.

Sizes 6 $\frac{5}{8}$ to 7 $\frac{3}{4}$

No. 1 (A first class hat of fine fur felt).....\$3.55
No. 2 (Best quality obtainable, fur felt, silk lined).\$6.55

Hat Bands and Laces

Sold separately to replace those lost or damaged.

Hat Bands.....50¢
Hat Laces.....05¢

1935 Price List Catalogue No. 16

Then in the **1939 Catalogue No. 20** only one grade of Leader Hat was advertised up until its demise in the late 1960's.

"Official" Leaders' Hat

Excellent quality wool felt of a standard khaki colour. Extra wide brim of substantial thickness, complete with solid leather band and cotton lace fastening.

Sizes 6 $\frac{5}{8}$ to 7 $\frac{3}{4}$.

Price..... \$3.00

1939 Catalogue No. 20



1957 Scouter's Hat - "How to Wear It"

WHY DO WE WEAR FLAT-BRIMMED HATS?

By Lord Baden-Powell

Article from **The Scout 1935**, featured in **The Canadian Badger** magazine Volume 24, No. 2, June 1999

Someone asked me the other day: "Why does a Scout wear a flat-brimmed hat?" Well, one reason is that it gives good shade to his eyes and neck in the sunshine, and it runs the water off all round in rain and it is a great protection to the face and neck against thorns and twigs when shoving through them head foremost, especially at night.

"Any wide-brimmed hat will do that," you think.

Well, so it would, though perhaps not always quite so well; but there is another reason also for the flat brim, which is this:

During the South African War, the custom came in, where the Troops, both regular and irregular, wore wide-brimmed hats, of having the brim on the right-hand side turned up in the case of regular Army, on the left-hand side in the case of irregular or local volunteer troops. Then the scouts of the force were distinguished by having neither side looped up, and thus wore flat brims, just as the cowboys in America and Canada do, and also the mounted police in North-West Canada, and in the South African Constabulary.

Along with the above the Scout hat shaded eyes when scouting at a distance, it was useful for watering horses, fanning a fire, carrying water and as a headrest cushion in emergencies. ❀

"Finally, every Scout is proud to wear a Scout uniform. It is the "hall mark" of young manhood which distinguishes the high quality article and guarantees a standard of individual excellence. Scouts are proud to wear the "hall mark". If they are not proud to wear the "hall mark"

Your hat should be worn at a slight angle to the right.

The folds of your neckerchief should be parallel.

Shirt sleeves are rolled under just above the elbow.

ELVIS MAY LOOK LIKE THIS ... BUT REGULATIONS STRESS THIS

Shorts 1½ inches above knee

Keep your shoes shined & in good repair.

JOHNNY CANUCK AND THE BEAVER PATROL
No. 1 OF A SERIES

Wear your Uniform correctly!

THERE IS NO SMARTER OUTFIT THAN YOUR OFFICIAL UNIFORM!

HAT TYPES

EVERY PATROL HAS ONE OR MORE OF THESE CHARACTERS... USUALLY AT CAMP.

THE "CAVALRY CHARGE." (HE'S SEEN TOO MANY TV WESTERNS)

THE "HALO-ANGLE." (NOT RECOMMENDED FOR WINDY DAYS)

THE "AUSTRALIAN." (HE LIKES CANADA - BUT WANTS TO GO "DOWN-UNDER")

THE "WILD WEST" RODEO TYPE.

THE "PRIVATE EYE" (YOU NEVER KNOW WHEN HE'S LOOKING AT YOU!)

THE "CHROME-DOME" (THE GAY-90'S STYLE!)

THE "WAVE-TOP" (HE SHOULD HAVE JOINED THE SEA-SCOUTS?)

DROOPY SIDES (TOO MANY RAINY CAMP DAYS)

"FRONT AND BACK FLAP." (A SECRET CODE?)

HERES A NEAT WAY TO WEAR YOUR LANYARD

LOOP THE CORD UNDER YOUR SHIRT COLLAR - PASS IT THROUGH THE WOGGLE (BEHIND THE NECKERCHIEF) THEN LOOP THE END OF THE CORD IN FRONT OF THE NECKERCHIEF AS ILLUSTRATED.

YOU CAN KEEP YOUR HAT BRIM PRESSED FLAT - BY USING A DAMP CLOTH AND IRONING OVER IT. - Never apply the iron direct to the hat brim and be sure to iron it on a perfectly flat surface or the brim will have a buckle in it.

BE PREPARED WITH AN OFFICIAL BOY SCOUT HAT PRESS - IT KEEPS YOUR HAT IN FIRST CLASS CONDITION. PRICE \$2.35

Don. DABER 7-59