

Welcome to *The Scouting Outpost*...featuring articles distributed by the Canadian Boy Scouts Stores Department, Supply Services and its Distributors.



It's time to look at a new visual aid for the Patrol Corner. In particular No. 7 in the 1949 series, the **Semaphore Visual Aid Chart** introduced in 1957. Let's also explore the literature that will help in mastering this communication art.

"Semaphore is the use of an apparatus to create a visual signal transmitted over distance. A semaphore can be performed with devices including: fire, lights, flags, sunlight, and moving arms."¹ It is a form of scoutcraft.


The Signaller badge for a Wolf Cub was listed in the **1930 Policy, Organization and Rules for Canada**. It became extinct in the early 1930's and was replaced. In order for a Wolf Cub to obtain their Second Star they had to "know the alphabet in Morse or Semaphore, and be able to send and read slowly simple words." (**Policy, Organization and Rules for Canada, 1934**)



The Scout Signaller Proficiency badge was introduced in 1908 and was available until 1968. For a Scout to obtain their Second Class Scout badge they must "know the Semaphore (or Morse) sign for every letter in the alphabet and for the numerals, and be able to send and read a simple message." The badge requirements were to be passed annually. (**Policy, Organization and Rules for Canada, 1934**)




Charts were published from the early days of the Stores Department history. They were ideal for putting across Scouting techniques. The **1923 Stores Department Price List of uniforms and Equipment Catalogue** lists 32 Scout Charts with number 15 being Semaphore Signalling Code. These charts were printed on card stock with an



8" x 11½" dimension. They were available until the late 1940's.

The attractive 1949 series was "printed on serviceable cardboard in two colours, ready for hanging." The size of card number 7 – Semaphore Signalling was 10" x 15". The centre piece of the chart is the Semaphore alphabet using flags. Around it are Scouts sending and receiving messages from or to Sea Scouts, along with methods of signalling.




VISUAL AID CHARTS Say it – 'SHOW IT' – Do it

A number of books and booklets are featured next from the early 1920's onwards.

THE SCOUT SIGNALLER

Published by *The Canadian General Council of the Boy Scouts Association, Ottawa, Canada, 1921*

40 pages with illustrations - 5¼" x 8" Price 20¢ per single copy



"SIGNALLING is a subject full of romance"

Is how *The Scout Signaller* begins. A comprehensive book on Semaphore and Morse Code signalling including trail signs, how to signal and emphasis on correct style.

SCOUTER'S MINUTE

Some items available for signalling from the *1928 Boy Scouts Association Price List of Uniforms, Equipment, Books, Etc. (Catalogue No. 9) page 37.*




Signalling Flags

The material used in the manufacture of our Signalling Flags is of the best and can be depended upon to give entire satisfaction.

SEMAPHORE FLAGS:—White with blue stripe, size 18x18. Price per pair **80c**

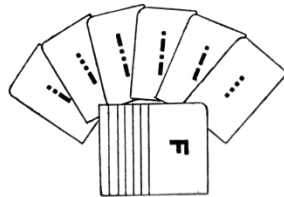
SEMAPHORE FLAGS:—All blue, size 18x18. Price per pair **75c**



MORSE FLAGS:—White with blue stripe, size 24x24. Price each **60c**

MORSE FLAGS:—All blue, size 24x24. Price each **55c**


SIGNALLING FLAG STICKS:—Well balanced sticks, made specially for Scouts, can be used with either Morse or Semaphore Flags. Price each **25c**




Morse Cards

Signalling Cards

These packs of Morse and Semaphore cards are very popular as a quick and easy way to learn signalling. They can be used either for self-instruction or self-examination, or by two parties. Per Packet **25c**



Semaphore Cards

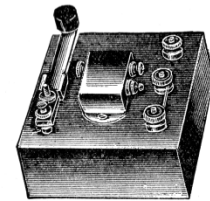


Morse Practice Key

A practical key that is most useful for the sending and receiving of the Morse Code. Adjustable key and terminals. Price **\$1.25**

Pocket Signal Reminder

This handy card folder gives you the Morse and Semaphore Alphabets, special signalling signs and call letters, etc., etc. Small enough to fit into your pocket, but easily read at a distance. Price per Card **5c** Price per Dozen Cards **50c**



Buzzer Set

A compact instrument, mounted on a base, the underside of which is recessed to accommodate a battery of the stand pocket lamp type. The key is neat and sturdy, and the buzzer, which has an adjustment to give a range of notes, thoroughly reliable. Price (without Battery) **\$2.25**

Signalling Message Forms

Handy forms for the writing and receiving of messages. Made in a size convenient for the pocket or haversack. Pad of 50 forms Price **25c.**

The Scout Signaller

This book will fill a long felt want in helping the Scout to become proficient in this very useful and interesting subject. It has been compiled by an expert who by the aid of splendid illustrations shows you "HOW" and "HOW NOT TO" Signal, and is kept up-to-date with the latest rules and regulations. A book well worth having.

Price per single copy **20c**
Price per dozen copies **\$2.20**



1928 Boy Scouts Association Price List of Uniforms, Equipment, Books, Etc. - full page devoted to SIGNALLING

*"This book will fill a long felt want in helping the Scout to become proficient in this very useful and interesting subject. It has been compiled by an expert who by the aid of splendid illustrations show you "HOW" and "HOW NOT TO" Signal, and is kept up-to-date with the latest rules and regulations. A book well worth having."*²

*can readily learn to send and read the Signaller Test at a speed of 7 words a minute, and in conversation signalling may develop a speed of 25 or 30 words a minute."*³
2000 copies were published in 1921

"Semaphore signalling, with hands or flags, is perhaps the easiest of all signalling systems to acquire. The average Scout



SIGNALLING


REVISED HANDBOOK FOR CANADA OF THE BOY SCOUTS ASSOCIATION

Published by *The Canadian General Council of The Boy Scouts Association*.

508 pages, 1930, First Edition

Price 75¢ (1932)

15 pages devoted to Signalling with 4 of them pertaining to Semaphore.



casual hikes, camping trips, etc., it is probably the most convenient code of all."⁵

Bulk of the article pertains to Morse Code but it stresses these hints to remember:

- practice makes perfect
- watch your angles
- watch your stand
- always make two sets of flags
- choose your background wisely
- control your speed

TENDERFOOT TO KING'S SCOUT – The Canadian Boy Scout's Guidebook of Tests


Published by *The Canadian General Council of The Boy Scouts Association*.

194 pages, Revised 1949

Price 40¢

6 pages devoted to passing Test

No. 9 – Semaphore and Morse Code Morse Code of the Second Class Badge, with 4 pages pertaining to Semaphore.



Your Semaphore Flags

Semaphore Flags can be easily and cheaply made, or you may secure them from the Stores Dept. The recommended size is about 18 inches square, and the stick should be about 2 feet 6 inches long. Actually the length of the stick should be governed by the height of the Scout and should not be so long that when it is moved from the ready position, it will prove troublesome by striking the ground. Two sets of flags should be made, a white set for use in front of dark backgrounds and a dark set for use in front of light backgrounds.



AIDS TO SIGNALLING

Carl Heddeshheimer S.M. 9th Winnipeg Troop

1945 *The Junior Leader* magazine 4 part article

*"Most of you probably know semaphore. It has the advantage of being easy to learn, requires no apparatus, is quite speedy and is an excellent exercise."*⁴

"Its disadvantages are that it can only be sent visually by daylight, and only over comparative short distances. But for

SIGNALLING FOR THE PATROL

The Patrol Books series No. 8

Published by *The Boy Scouts Association, London* 1950 with revisions

40 pages, illustrated

Catalogue no. 20-508

Price 25¢

10 pages devoted to Semaphore.

"A selection of small booklets of invaluable aid to Patrol Leaders." 1959 - 1960 Catalogue



SCOUTER'S MINUTE

"Signalling Systems" from the 1930 Revised Handbook for Canada of The Boy Scouts Association.

Reproduced by kind permission from the Handbook for Boys of the Boy Scouts of America.

CHARACTER	INTERNATIONAL OR CONTINENTAL MORSE WIG-WAG Sound, Flash, Sight, Wireless	AMERICAN MORSE Land Telegraph Code.	TWO ARM SEMAPHORE		INTERNATIONAL CODE OF SIGNAL FLAGS (MORSE) White - Black - Red - Blue - Yellow	SECONDARY MEANING Refer to Columns indicated
			MACHINE	HAND FLAGS		
A	.-	.-				Numerical 1 Col. V, VI.
B	...-	...-				Numerical 2 Col. VI.
C	-. ..	-. ..				Numerical 3 Col. VI.
D	...-	...-				Numerical 4 Col. VI.
E				Numerical 5 Col. VI.
F	...-	...-				Numerical 6 Col. VI.
G	...-	...-				Numerical 7 Col. VI.
H				Numerical 8 Col. VI.
I				Numerical 9 Col. VI.
J	...-	...-				Numerical 0 Col. VI.
K	...-	...-				
L	...-	...-				
M	--	--				
N	--	--				
O	---	..				
P	...-				READY TO SET Col. VII.
Q	...-	...-				QUARANTINE Col. VII.
R	...-	..				Col. V, VI.
S	...-	...-				I WANT A PILOT. Col. VI.
T	-	-				NUMERALS GENERAL SERVICE CODE
U	...-	...-				1-----
V	...-				2-----
W	...-	...-				3-----
X	...-	...-				4-----
Y	...-	..				5-----
Z	...-	...-				6-----
						7-----
						8-----
						9-----
						0-----


SCOUTER'S MINUTE

Use the diagram on the previous page to decipher the message. Answer on page 6.


HOW GOOD ARE YOU AT SEMAPHORE?

Here is a short message for you to read and is produced here to give you an idea for a Patrol Meeting. When you call your next Patrol Meeting, why not send each Scout a message like this one by mail giving him some special item to bring to the Meeting.


For the "plain language" of this message, see page 41.



WATCH YOUR ANGLES!



This Scout is supposed to be sending the letter R but at a distance it might well be taken for the letter L.



The arm and the flag should form one straight line. Practise in front of a mirror.


SIGNALLING FOR SCOUTS (The Official Scout Manual)

Published by **C. Arthur Pearson, Ltd., London** 1920

95 pages, with multiple editions
No. 186, Price 50¢ (1937)

Comprehensive book on many forms of signalling.

"Signalling calls for concentration of mind, and is largely a matter of self-education. The quick response of brain and hand to the eye is also a great aid in mental discipline."




AIDS TO SIGNALLING – GILCRAFT

Published by **C. Arthur Pearson, Ltd., London** 1936

61 pages Price 35¢ (1940)

"This little book...aims to suggest some of the reasons for encouraging signalling amongst Scouts, some of the ways in which a Scouter can introduce the subject to his Scouts".



COLLECTOR & SIGNALLER –Wolf Cub Books No. 5 (UK edition)

Published by **The Boy Scouts Association, London** 1960

30 pages, illustrated

19 pages devoted to Signalling with 6 of them pertaining to Semaphore.



This booklet is the UK version; the Canadian version distributed contained the following Wolf Cub Proficiency badges: **COLLECTOR & HOMECRAFT**. For Wolf Cubs in Canada the Signaller badge was discontinued in the early 1930's.

THE BOY SCOUTS COMPLETE SIGNALLING INSTRUCTOR

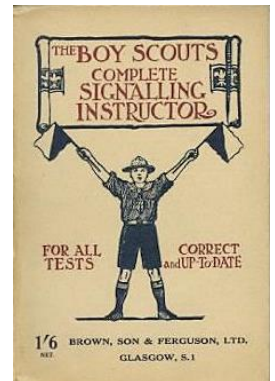
Published by **Brown, Son & Ferguson, Ltd. Glasgow** 1940

68 pages, illustrated, revised new edition. Originally published in 1914.

Price 35¢ (1936)

12 pages devoted to Semaphore Signalling.

"...this new edition which utilizes some of the original material of the Signalling Instructor and at the same time presents a view of the Scout Signalling Tests in modern form in a clear and straightforward manner."




BROWN'S SIGNALLING – How to Learn the International Code of Signals

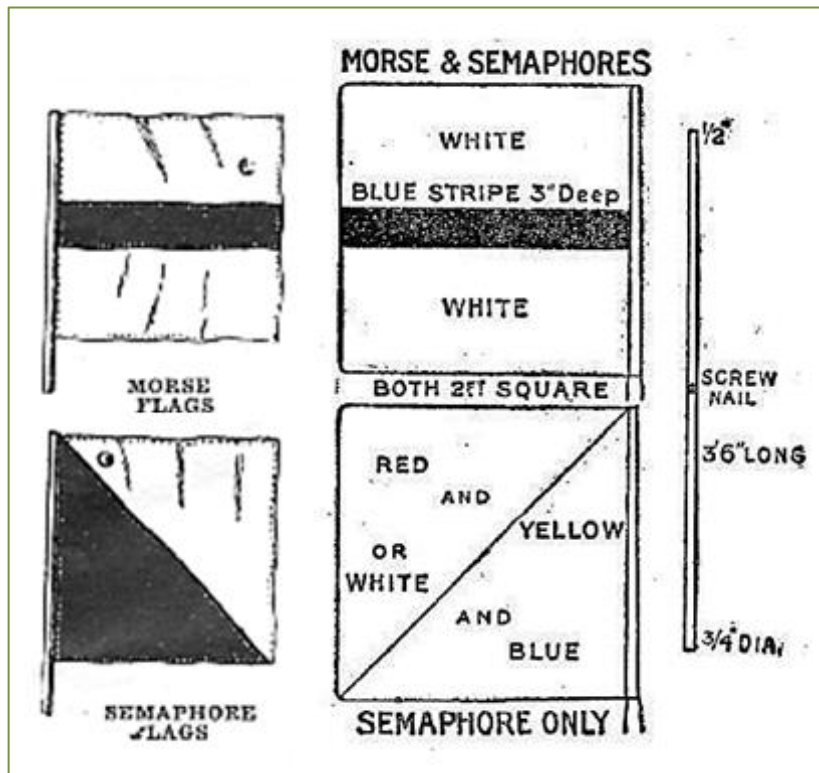
Published by **Brown, Son & Ferguson, Glasgow** 1954

212 pages, Illustrated

Price \$1.75 (1960)

"An invaluable book dealing with all of the Signal methods. This book is particularly useful for Sea Scouts."






SCOUT TEST GAMES

Published by **C. Arthur Pearson Ltd.** 1937

64 pages, 13 pages devoted to signalling. 43 games listed pertaining to the Signalling proficiency badge.

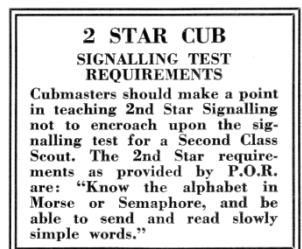
Price 35¢ (1937)

"This is not a book of games, in the ordinary sense of word, but a collection of hints and tips which is hoped will start trains of thought in the minds of Scouters."



HOW TO TEACH SECOND STAR SIGNALLING


1948 February *The Scout* magazine article
One page article referring to the Circle System, steady reading practice and five games for Cubs.



SCOUT BADGE TEST SERIES, NO. 17 SIGNALLER AND LEADING SIGNALLER

Part of the *Scout Badge Test Series* published by **Brown, Son & Ferguson, Glasgow** 1947

UK publication with **Leading Signaller** proficiency badge for older Scouts over 15. Also must send/receive 45 letters per minute.



SCOUTER'S MINUTE (from page 4)

Scouts. Flies are dangerous because they fly from filth to food and spread many terrible diseases like typhoid fever. Mosquitoes annoy and spoil your sleep. Be sure to keep home and camp free from these insects. AR

One final note on the Signaller Badge...⁶


There is, of course, a bit more to the badge than just this. You must learn the different formation signals as used in your troop (ask your Scoutmaster to let you take charge of the troop for these once in a while), and also know the various signals described in *Scouting for Boys*, Chapter 7. It sounds like an awful lot, and I know many of you will get fed up, but stick to it and you will come out on top, and you will have accomplished something.

In closing, the Scouts Canada National Museum continues to promote an interest in communications through its Amateur Radio station with call sign VE3SHQ. It began back in the 1960's when it was operated by the National HQ Radio Rover Crew. Today it is operated by a group of adult Scouters, who also run courses for Ottawa-area Youth & Scouters leading to licensing as Government approved short-wave radio operators. Advance courses provide Morse Code training. ❀



SCOUTER'S MINUTE

Some handy items that every Patrol should carry...



BOY SCOUT POCKET SIGNAL GUIDE

SIGNAL REMINDER CARD

"A handy folder card which illustrates the Morse and Semaphore Codes, special signs, etc."

4 pages, illustrated

No. 176 Price 5¢ (1940)

SEMAPHORE SIGNALLING CARDS

"A very useful method of learning the Semaphore Signal Code. Cards show each flag position and its meaning on reverse side."

32 cards – alphabet and instruction, illustrated, 2½" 3½"

Price 25¢ (1940)

THE SCOUT'S HOW-TO-DO-IT BOOK

Published by **C. Arthur Pearson, Stand, UK**

"Deals with Camping, Cooking, First Aid, Knotting, Scoutcraft, Tracking, Signalling, Signs, Symbols, etc." 1959 1960 catalogue Illustrated. Price 25¢ (1959 – 1960)

Signaller. (To be passed annually.)

To obtain the Signaller proficiency badge a Scout must:—

1. Pass tests in both sending and receiving in Semaphore and Morse signalling by flag; the minimum rate to be thirty-six letters per minute for Semaphore and twenty-four letters for Morse.
2. Send and receive signals by sound.
3. Know the proper words of command and signals by bugle, whistle, hand and staff.



1919 The Boy Scouts Association Handbook for Canada

Signaller

(To be passed annually.)



(a) Send and receive by Semaphore flag at the rate of seven words (35 letters) a minute, and in Morse at the rate of five words (25 letters) a minute—90 per cent. accuracy, receiving; 100 per cent. accuracy style in sending.

(b) Send and receive at the rate of six words (30 letters) a minute on buzzer or sounder.—90 per cent. accuracy.

(c) Send and receive at the rate of five words (25 letters) a minute by lamp, helio, or other flash system.—90 per cent. accuracy.

(d) Understand how to call distant stations, and the procedure in handling messages.—95 per cent. accuracy.

(e) Know the names given similar-sounding letters when calling-off or 'phoning.—100 per cent. accuracy.

(f) Know the bird or other Troop calls, staff and hand signals used in his Troop.—90 per cent. accuracy.

1934 Policy, Organization and Rules for Canada

Signaller

(To be passed annually.)



(a) Send and receive by Semaphore flags at the rate of seven words (35 letters) a minute, and in Morse at the rate of five words (25 letters) a minute 90 per cent. accuracy. Sending style to be 100 per cent. accurate.

(b) Send and receive at the rate of six words (30 letters) a minute on buzzer or sounder.—90 per cent. accuracy.

(c) Send and receive at the rate of five words (25 letters) a minute by lamp, helio, or other flash system.—90 per cent. accuracy.

(d) Understand how to call distant stations, and the procedure in handling messages.—95 per cent. accuracy.

(e) Know the names given similar-sounding letters when calling-off or 'phoning.—100 per cent. accuracy.

(f) Know the bird or other Troop calls, staff and hand signals used in his Troop.—90 per cent. accuracy.

1942 Policy, Organization and Rules for Canada

Signaller



A Queen's Scout Badge

(i) Send and receive by Semaphore flags at the rate of seven words (35 letters) a minute, and by Morse flag at the rate of three words (15 letters) a minute—90 per cent accuracy. Sending style to be accurate.

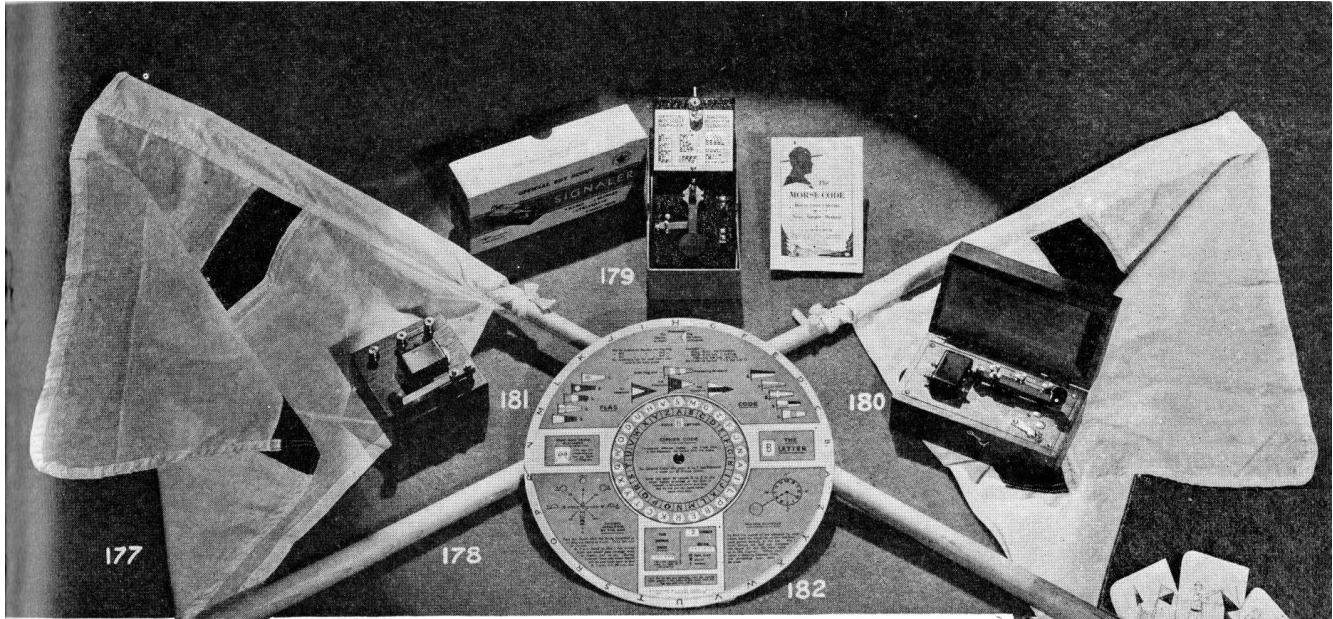
(ii) Send and receive at the rate of six words (30 letters) a minute on buzzer or sounder —90 per cent accuracy.

(iii) Send and receive at the rate of five words (25 letters) a minute by lamp, helio, or other flash system—90 per cent accuracy.

(iv) Understand how to call distant stations, and the procedure in handling messages—95 per cent accuracy.

(v) Know the phonetic alphabet.

1965 Boy Scout Badge Book (April)



SIGNALLING

Signalling Flags
 Made of best grade cotton of Government standard with hem for insertion of stick and tape for fastening. Available as follows:—
 Semaphore Flags, White with Blue Stripe Centre
 Semaphore Flags, Plain Dark Blue
 Morse Flags, White with Blue Stripe Centre
 Morse Flags, Plain Dark Blue

No. 177 Semaphore Flags, 18" x 18", per pair75¢
 No. 177A Morse Flags, 24" x 24", each. .50¢

Signalling Flag Sticks
 Made from selected hard wood, smoothly finished, well balanced and properly tapered.

No. 178 [each]25¢

"Official" Scout Signaller
 The latest three way Signal set. Neatly and accurately made of polished black lacquered metal with nicked trimming. Set consists of a high pitched buzzer, telegraph sounder and light blinker, operated by two ordinary flashlight batteries concealed inside the instrument. The International Morse Code is mounted on top of the set in a new easily read style. With each set is included a 16 page Morse Code instruction book.

No. 179 [Complete with battery] \$2.00

Lamp and Buzzer Set
 A superior instrument of British make. A combination Lamp and Buzzer set in a compact polished wood cabinet with hinged top. Sturdy and dependable key with loud toned buzzer.

No. 180 [Complete with battery] \$6.50

Plain Buzzer Set
 A good instrument mounted on a wood base. The key is neat and sturdy, and the buzzer is thoroughly reliable.

No. 181 [Complete with battery] \$3.75

The "Scout" Signal Code Chart
 An excellent method of learning the different methods of Signalling as well as the Deaf and Dumb Alphabet. By a simple turn of the Chart you can see at a glance what it reads in all codes. Highly recommended.

No. 18250¢

Semaphore and Morse Instruction Cards
 A good method of learning the Codes. Consists of packets of Semaphore or Morse readable cards plainly marked. When ordering state whether Morse or Semaphore cards are required.

No. 18325¢

The "Pocket" Signal Reminder
 A handy folder card that gives the Morse and Semaphore Codes, special signs, call letters, etc. Pocket size and easily read.

No. 18405¢

Signal Message Form
 Very necessary for accurate sending and receiving of messages. Regulation form contained in special holder that shows the Semaphore and Morse Codes.

No. 18535¢

Books on the Subject
Signalling for Scouts by D. Francis Morgan:—The useful and interesting art of Signalling is fully described in this "Official" publication. Kept up-to-date with the latest rules and regulations.
 No. 18650¢
Signalling Instructor:—This is a book published for Scouts to assist them to become proficient signallers and qualify for the badge.
 No. 18735¢

