



THE BOY SCOUTS ASSOCIATION

PRICE LIST

OF

UNIFORMS, EQUIPMENT, BOOKS, ETC.

↑

CATALOGUE No. 9

↑

1928



How to Order

IF you will carefully read and follow these instructions your Stores Department is prepared to give your orders prompt and accurate service. *Address All Mail to*

The Stores Department - THE BOY SCOUTS ASSOCIATION
172 Wellington Street - - - - - OTTAWA, Canada

Order Blanks

Whenever possible use the Order Blanks provided by The Stores Department; GREEN colour for Uniforms and Equipment and WHITE for Books, Cards, etc., etc. One of each will be enclosed with each shipment together with a self addressed envelope; additional order blanks and envelopes will be supplied upon request.

Name and Address

Your first name, middle initial and last name should be plainly printed or written in the space provided on the Order Blanks, with House number, name of Street, City or Town and Province. If you live in the country be sure to give your R.R. No. or Box number.

Restricted Supplies

The "Official" Boy Scout and Wolf Cub uniforms as listed in this Catalogue are restricted to the use of bona-fide members of The Boy Scouts Association who are entitled to wear them according to the prescribed regulations as laid down. It is therefore most important that all orders for such **MUST BE SIGNED** by a registered Scoutmaster or Cubmaster in the space provided on the GREEN Order Blanks.

Cash with Order Always

The Stores Department has no facilities for maintaining credit accounts. **DO NOT SEND CURRENCY**, unless in a registered envelope. Postage Stamps **MUST NOT BE USED** in payment as it is against Postal Regulations. Express Money Orders, Post Office Money Orders or Postal Notes are recommended for use; they cost little and are absolutely safe. When remitting by cheque cost of exchange must be added.

All Transportation Charges Paid

All Postage or Express charges ARE PAID FOR IN ADVANCE by The Stores Department on all articles in this Catalogue (except in a very few cases as stated.) Prices therefore are the cost to you delivered to your address.

How Shall We Ship?

All shipments are made via Mail or Express. The Stores Department reserves the right to ship by the most economical route according to weight and size of shipment.

Safety First

USE

POST OFFICE

Money Orders

and

Postal Notes

COST OF ORDERS

Postal Notes

20c. up to 40c.	1 cent
50c. up to \$1.50	2 cents
\$2.00 up to \$5.00	3 cents
\$10.00	6 cents

Post Office Money Orders

\$5 and under	5 cents
Over \$5 to \$10	7 cents
Over \$10 to \$30	14 cents
Over \$30 to \$50	17 cents
Over \$50 to \$60	24 cents
Over \$60 to \$100	29 cents

Parcel Post

REACHES

EVERYWHERE

QUICKLY!

SAFELY!

and

CHEAPLY!

Goods Shipped C.O.D.

We will ship goods C.O.D. via Express to any Railroad Station or via Mail to any Post Office in Canada at which money orders or postal notes are issued. We do not, however, pay the collection fee for the return of the money; therefore it is less expensive and more satisfactory for you to send cash with your order and have goods delivered to you without further expense.

"Ship Later" Notices

Occasionally it is necessary to omit items from orders owing to temporary depletion of stock. The "Ship Later" notice sent you in such cases is to tell you that the remainder of your order will follow shortly upon receipt of stock.

Letters Concerning Supplies Ordered

Your order **WILL BE SHIPPED WITHIN 24 HOURS** after it is received, except in rare instances. Allow a reasonable time for your order to reach us and for the shipment to reach you before you write us about delay. If a shipment is received not exactly as ordered, it may not be our fault but we want to satisfy you, therefore do not fail to write us fully and explicitly within five days from receipt of goods.

Returned Goods

You may send back to us any articles upon their receipt if they are not satisfactory, and we will promptly refund the amount paid, but such returns must be sent by mail or PREPAID express unless through OUR fault an error has been made.

Adjustments

All supplies for exchange should be addressed to:—

The Stores Department

THE BOY SCOUTS ASSOCIATION

172 Wellington Street
OTTAWA, CANADA

followed by a letter of explanation. Pack carefully against damage in transit. Postage for return shipment should be enclosed in your letter of explanation.

Badges and Insignia

The Stores Department cannot under any circumstances accept orders for Badges and Insignia. These are procurable from Provincial Headquarters only, where all such orders should be sent. (See Pages 21 and 47)

THE BOY SCOUTS ASSOCIATION

INCORPORATED BY ACT OF PARLIAMENT

172 Wellington Street
OTTAWA, CANADA



The STORES DEPARTMENT
DOMINION HEADQUARTERS

PRICE LIST 1928

Telephone QUEEN 5246 (2 Lines)
CATALOGUE No. NINE

This Price List Cancels All Previous Lists Issued

ALPHABETICAL INDEX

A		G		P	
	Page		Page		Page
Armllets, Wolf Cub.....	12	Garters, Boy Scout.....	7	Portraits.....	48
Arrows.....	29	Garters, Rover Scout.....	7	Policy, Organization and Rules.....	49
Archery Targets.....	29	Garters, Wolf Cub.....	12	Prayer Books.....	54
Axe, Hand.....	30	Garters, Sea Scout.....	18	Publication.....	48
Axe, Felling.....	30	Garters, Officers.....	20	Post Cards, Gillwell.....	48
Anatomical Chart.....	38	Ground Sheets.....	35	Plays.....	59
Admission Forms, Wolf Cub.....	46	Gramophone Records.....	43		
B		H		R	
Badges and Insignia.....	47	Hats, Boy Scout and Rovers.....	6	Rules for Archery.....	29
Bathing Suit.....	8	Hats, Waterproof.....	19	Rucksack.....	35
Band-Aid.....	38	Hats, Officers'.....	20	Rings.....	42
Blankets, Camp.....	27	Hat Bands, Boy Scout and Rovers.....	6	Recitations.....	59
Blankets, Campfire.....	8	Hat Bands, Officers'.....	20		
Blanket Pins.....	27	Haversacks.....	32	S	
Buttons, Official Uniform.....	7	Handbook for Canada.....	50	Shirts, Boy Scout and Rovers.....	6
Breeches, Boy Scout and Rovers.....	7	Hooks, Tent Pole.....	36	Shirts, Outdoor Service.....	9-20
Breeches, Officers.....	23			Shirts, Officers.....	20
Belt, Boy Scout and Rovers.....	7	J		Shorts, Boy Scout and Rovers.....	6
Belt, Officers'.....	20	Jerseys, Wolf Cub.....	12	Shorts, Wolf Cubs.....	12
Boots.....	16	Jerseys, Sea Scout.....	18	Shorts, Officers.....	20
Bows.....	29			Shorts, Sea Scouts.....	18
Bow Strings.....	29	K		Stockings, Boy Scout and Rovers.....	7
Billy Can, "Jaarky".....	32	Knife, Fork and Spoon.....	32	Stockings, Wolf Cub.....	12
Billy Can, "Paint Pot".....	34	Knife, Woodcraft.....	30-33	Stocking Tops, Boy Scout and Rovers.....	7
Buzzer Set.....	37	Knife, Clasp.....	33	Stocking Tops, Wolf Cub.....	12
Brayco Projector.....	43	Knife, Skene Dhu.....	33	Stockings, Officers.....	20
Bible, Boy Scout.....	54	Knife Sheath.....	33	Sandals.....	9
Books, Rovering.....	58	Knife, Sea Scout.....	30	Shoulder Knots, Patrol.....	15
Books, Scouting.....	49-50			Shoulder Knots, Rover Scout.....	15
Books, Games.....	51	L		Shoulder Knots, Officers.....	20
Books, Camping.....	52	Lanyards, Sea Scout.....	18	Shoulder Badges.....	15
Books, French.....	49	Lanyards, Officers.....	23	Shoulder Straps, Rover Scout.....	15
Books, Woodcraft.....	52	Lanyards, Boy Scout and Rovers.....	32	Stripes, Patrol Leaders.....	15
Books, Instruction Boy Scout.....	53-54-55	Lariat.....	33	Stripes, Rover Mate.....	15
Books, Cubbing.....	56	Letter Book.....	48	Staffs.....	31
Books, Instructional, Wolf Cub.....	57			Spinning Ropes.....	33
Books, Sea Scouting.....	57	M		Signalling Flags.....	37
Books, Story.....	60-61-62-63	Money Pouch.....	32	Signalling Flag Sticks.....	37
C		Mug.....	34	Signalling Message Forms.....	37
Calls, Troop.....	36	Match Box.....	36	Semaphore Cards.....	37
Caps, Wolf Cub.....	12	Morse Cards.....	37	Scout Wall Charts.....	44
Caps, Sea Scout.....	18	Morse Practice Key.....	37	Song Book.....	59
Coats, Waterproof.....	19	Mouth Organs.....	43	Songs.....	59
Campers' Set.....	32	Membership Forms, Boy Scout.....	44	Sleeping Bags.....	35
Canteen, Gillwell.....	34	Membership Card, Boy Scout.....	45	Sweater, Scout.....	19
Camp Cot.....	35	Membership Card, Wolf Cub.....	46	Sharpening Stone.....	33
Camp Cooking Outfit.....	35	Mending Wool.....	7-12	Sixer's Pocket Record Book.....	46
Compasses.....	39	Mirror, Camp.....	35	Spoon, Silver.....	42
Camp Fund Cards.....	45			T	
Correspondence Cards.....	48	N		Turks Head.....	14
Cuts.....	64	Neckerchiefs.....	14	Tents.....	25-26
D		O		Ties, Officers'.....	20
Despatch Case.....	32	Oxfords, Scout.....	16	Tunics, Officers'.....	23
Dunnage Bags.....	35	P		Triangular Bandage.....	38
Dunnage Bag Lock and Handle.....	35	Patches, Wolf Cub.....	12	Totem Head.....	41
E		Patrol Flags.....	15	Targets, Rifle.....	43
Enrolment Card, Boy Scout.....	45	Plate.....	34	Troop Record Book.....	44
Enrolment Card, Wolf Cub.....	46	Plansphere.....	39	Transfer and Discharge Certificates.....	45
F		Progress Wall Chart, Troop.....	44	Tenderfoot Test Cards.....	45
Frying Pan.....	34	Progress Wall Chart, Pack.....	46	Testament, Boy Scout.....	54
Flashlight.....	36	Promise and Law Card.....	44		
Fire Bow Sets.....	36	Patrol Leader's Record Book.....	45	U	
First Aid Kits.....	38	Poster, Boy Scout.....	45	Union Jack Flag.....	41
Flag Pole Mount, Troop.....	41	Poster, Wolf Cub.....	46	Union Jack (Colours).....	41
Flag Pole Mount, Pack.....	41	Pedometer.....	35		
Flag Pole, Troop.....	41	Poncho.....	19	W	
Flag Pole, Pack.....	41	Pack Record Book.....	46	Whistle, Sea Scout.....	18
Flag Pole Carrier.....	41	Pictures.....	48	Whistle, Officers'.....	23
Flag, Troop Colours.....	41			Whistle, Boy Scout.....	32
Flag, Pack Colours.....	41			Whistle and Compass.....	32
Flag Pole Cords.....	41			Watches.....	39
				Water Bottle.....	32

We Pay Postage or Express on All Articles Except Where Otherwise Stated

THE STORES DEPARTMENT'S AIM !

WITH the issue of this our Catalogue No. 9 come new hopes, new prospects, new purposes and the anticipation of greater achievements—yet, mindful of the past, we desire to express our sincere thanks for the loyal support so generously received.

For the future we pledge ourselves to provide for you—dependable supplies and a standard of service that will hold your confidence and merit your continued approval.

Sincerely and Cordially yours,

GEORGE FERGUSON,
Dominion Quartermaster.

THE Stores Department is owned and operated by the Canadian General Council of The Boy Scouts Association. It is carried on under the supervision of the Stores Committee and the Assistant Chief Commissioner. It is managed by MR. GEORGE FERGUSON, *Quartermaster of the Dominion Headquarters Staff.*

Here is what it Does

1. It furnishes Wolf Cubs, Boy Scouts, Leaders and others, such supplies as they require, of "**Official**" design and pattern, of good quality in material and make-up, and at moderate prices.

2. It gives prompt, courteous and careful attention to the filling of all orders.

3. It delivers goods at a uniform price throughout Canada.

4. It earns some profit from this business and pays it over to be used for the extension of the Boy Scout Movement.

For the foregoing reasons I invite Cubs, Scouts and Leaders to order from us the things they require.

The Catalogue describes and illustrates many of the articles. We offer **good value, good quality, good service**, and pledge ourselves to a **good use for Scouting** of all the profit we make. **We Solicit Your Patronage.**

We try to give Satisfaction:—In 1927 the Stores Department did the largest business in its history. 12,886 orders were filled. We want to reach 15,000 orders in 1928. Increase of business in the Stores Department results in more "**Official**" **Uniforms** being worn.



JAMES W. ROBERTSON, C.M.G., LL.D., D.C.L., D.S.C.

Chief Commissioner for Canada

I would like to see applications being received for many more Badges.

These can be won by earnest and sustained study. The range of subjects and qualifications is wide enough to meet the natural tastes and aptitudes of all boys. To earn any one of the badges a Scout or Cub must apply himself in a manner which brings into play self-discipline. This form of education uses a happy combination of knowledge, skill and ideals. **Correct Uniforms and Badges** are the outward evidence of inward growth.

The increase in sales of Badges is evidence that more Scouts and Cubs are applying themselves earnestly and advancing in that part of their activity.

Scouting and Cubbing should not conflict or compete with the home, the school and the church in their claim for time and attention from boys. Our work supplements and supports the best they can do in the promotion of honour, responsibility for doing one's duty, practical ability, health, goodwill and helpfulness to others—all of which are included in the characteristics of a good Scout.

In connection with the celebration of the Diamond Jubilee of Confederation, the Scouts were asked by the Official Committee to decorate the graves of the eminent leaders whose names are held in high esteem as **Fathers of Confederation**. The Scouts did this with appropriate ceremony at every one of such graves from the Atlantic to the Pacific. We at Dominion Headquarters were gratified by the creditable manner in which the Scouts discharged the duties assigned to them.

The Christmas distribution of toys to children who would otherwise have been overlooked by Santa Claus was a great success. **About 40,000** children were put on Santa's delivery lists by this **Scouts' "Good Turn."**

The Dominion Registration of Scouts is meeting with increasing favour. As the purpose and plan become better understood we expect Registration to become quite general. We hope for much from the intelligent and willing participation of the Scouts in the voluntary contribution of **50 cents a year each**, for the extension and improvement of Scout Field work, chiefly to introduce the benefits of Scouting to boys who have not as yet that privilege.

With all good wishes,

Faithfully yours,

OTTAWA
1928

A handwritten signature in dark ink, reading "J. W. Robertson". The signature is written in a cursive style with a large initial "J".

Chief Commissioner

ORDERING BY MAIL IS QUITE EASY

WE REQUIRE ONLY A FEW SIMPLE MEASUREMENTS

Standard Sizes of Scout Hats

	Ins.
Size 6 $\frac{1}{4}$ measurement around head	19 $\frac{1}{2}$
Size 6 $\frac{3}{8}$ measurement around head	20
Size 6 $\frac{1}{2}$ measurement around head	20 $\frac{1}{2}$
Size 6 $\frac{5}{8}$ measurement around head	21
Size 6 $\frac{3}{4}$ measurement around head	21 $\frac{1}{2}$
Size 6 $\frac{7}{8}$ measurement around head	21 $\frac{3}{4}$
Size 7 measurement around head	22
Size 7 $\frac{1}{8}$ measurement around head	22 $\frac{1}{4}$
Size 7 $\frac{1}{4}$ measurement around head	22 $\frac{1}{2}$
Size 7 $\frac{3}{8}$ measurement around head	23
Size 7 $\frac{1}{2}$ measurement around head	23 $\frac{1}{2}$



Standard Sizes of Scout Shirts

Size 12	will fit a boy of 11 years
Size 12 $\frac{1}{2}$	will fit a boy of 12 years
Size 13	will fit a boy of 13 years
Size 13 $\frac{1}{2}$	will fit a boy of 14 years
Size 14	will fit a boy of 15 years
Size 14 $\frac{1}{2}$	will fit a boy of 16 years
Size 15	will fit a boy of 17 years
Size 15 $\frac{1}{2}$	will fit a boy of 18 years



Standard Sizes of Scout Shorts

Size 26	will fit a boy of 8 years
Size 28	will fit a boy from 9 to 10 years
Size 30	will fit a boy from 11 to 12 years
Size 32	will fit a boy from 13 to 14 years
Size 34	will fit a boy from 15 to 16 years
Size 36	will fit a boy from 17 to 18 years



Standard Sizes of Scout Breeches

Size 26	will fit a boy of 8 years
Size 28	will fit a boy from 9 to 10 years
Size 30	will fit a boy from 11 to 12 years
Size 32	will fit a boy from 13 to 14 years
Size 34	will fit a boy from 15 to 16 years
Size 36	will fit a boy from 17 to 18 years

THE various garments that comprise the Boy Scout and Wolf Cub uniform are made up according to STANDARD STOCK SIZES. All we need is for you to give us the size or the nearest size as detailed on this page. Providing the boy is of normal size the following measurements will be found correct, in cases however where a boy is not of normal size it is advisable to give us the chest measurement for shirts and the waist measurement for Shorts and Breeches.

Standard Sizes of Scout Belts

Size 26	will fit a boy of 8 years
Size 28	will fit boys from 9 to 10 years
Size 30	will fit boys from 11 to 12 years
Size 32	will fit boys from 13 to 14 years
Size 34	will fit boys from 15 to 16 years
Size 36	will fit boys from 17 to 18 years



Standard Sizes of Scout Stockings

Size 8	worn with a boot size 1 to 2
Size 8 $\frac{1}{2}$	worn with a boot size 2 $\frac{1}{2}$ to 3
Size 9	worn with a boot size 3 $\frac{1}{2}$ to 4
Size 9 $\frac{1}{2}$	worn with a boot size 4 $\frac{1}{2}$ to 5
Size 10	worn with a boot size 5 $\frac{1}{2}$ to 6
Size 10 $\frac{1}{2}$	worn with a boot size 6 $\frac{1}{2}$ to 7
Size 11	worn with a boot size 7 $\frac{1}{2}$ to 8

Measurements Required for Officers

THE Officers' uniforms as listed on page 20 of this Catalogue will require the following measurements.

FOR SHIRTS:—Size of collar worn.

FOR SHORTS:—Waist measurement.

FOR HATS and STOCKINGS:—Refer to list of sizes on this page as detailed for Scouts.

Standard Sizes of Cub Caps

	Ins.
Size 6 $\frac{1}{4}$ measurement around head	19 $\frac{1}{2}$
Size 6 $\frac{3}{8}$ measurement around head	20
Size 6 $\frac{1}{2}$ measurement around head	20 $\frac{1}{2}$
Size 6 $\frac{5}{8}$ measurement around head	21
Size 6 $\frac{3}{4}$ measurement around head	21 $\frac{1}{2}$
Size 6 $\frac{7}{8}$ measurement around head	21 $\frac{3}{4}$
Size 7 measurement around head	22
Size 7 $\frac{1}{8}$ measurement around head	22 $\frac{1}{4}$
Size 7 $\frac{1}{4}$ measurement around head	22 $\frac{1}{2}$
Size 7 $\frac{3}{8}$ measurement around head	23
Size 7 $\frac{1}{2}$ measurement around head	23 $\frac{1}{2}$



Standard Sizes of Cub Jerseys

Size 26	will fit a boy of 8 years
Size 28	will fit a boy from 9 to 10 years
Size 30	will fit a boy from 11 to 12 years
Size 32	will fit a boy of 13 years
Size 33	will fit a boy of 14 years



Standard Sizes of Cub Shorts

Size 26	will fit a boy of 8 years
Size 28	will fit a boy from 9 to 10 years
Size 30	will fit a boy from 11 to 12 years
Size 32	will fit a boy from 13 to 14 years



Standard Sizes of Cub Stockings

Size 8	worn with a boot size 1 to 2
Size 8 $\frac{1}{2}$	worn with a boot size 2 $\frac{1}{2}$ to 3
Size 9	worn with a boot size 3 $\frac{1}{2}$ to 4
Size 9 $\frac{1}{2}$	worn with a boot size 4 $\frac{1}{2}$ to 5
Size 10	worn with a boot size 5 $\frac{1}{2}$ to 6
Size 10 $\frac{1}{2}$	worn with a boot size 6 $\frac{1}{2}$ to 7
Size 11	worn with a boot size 7 $\frac{1}{2}$ to 8

OUR GUARANTEE

“Goods Satisfactory as to Quality and Fit or Your Money Refunded”

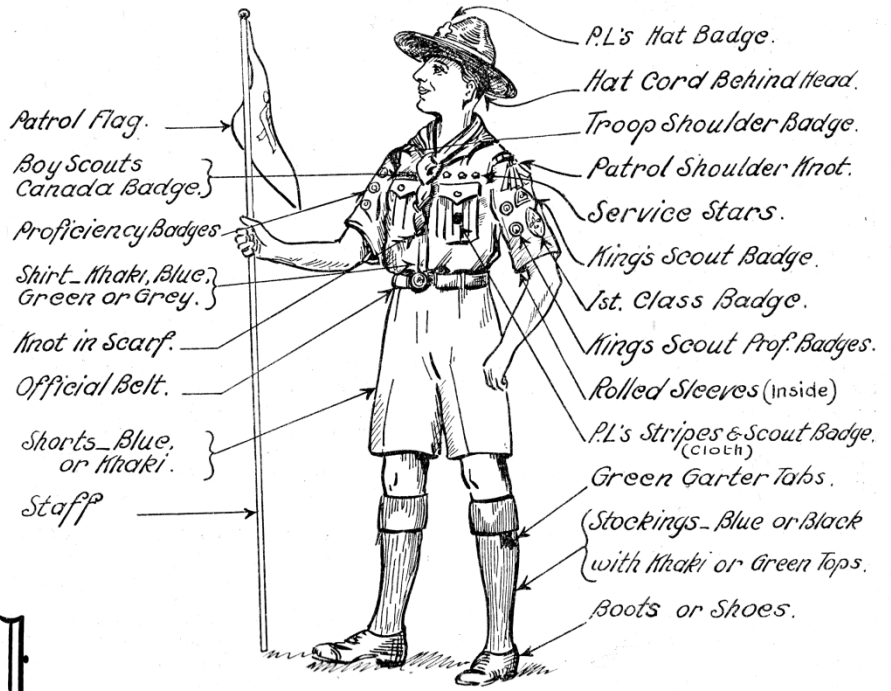
How to Wear the Scout Uniform

Suggested Regulation Uniforms

HELPFUL IN CHOICE OF A STANDARD TROOP DRESS

Prices quoted are subject to a slight alteration according to size of articles required.

NOTE—Ontario Boy Scouts wear the "Ontario Official Badge" above the left breast pocket instead of the "Scout Badge" (cloth) as illustrated.



PATROL LEADER.

Boy Scout Uniform "A"

Article	Price
HAT, Official.....	\$1.55
SHIRT, Khaki Drill.....	1.45
SHORTS, Khaki Drill.....	1.00
BELT, Official.....	.65
STOCKINGS, Black with Khaki Tops.....	1.00
GARTERS, Green.....	.20
NECKERCHIEF, Style No. 1..	.40
SHOULDER KNOT.....	.05
TOTAL COST.....	\$6.30

Boy Scout Uniform "B"

Article	Price
HAT, Official.....	\$1.55
SHIRT, Khaki Drill.....	1.45
SHORTS, Blue Drill.....	1.00
BELT, Official.....	.65
STOCKINGS, Black with Green Tops.....	1.00
GARTERS, Green.....	.20
NECKERCHIEF, Style No. 2..	.45
SHOULDER KNOT.....	.05
TOTAL COST.....	\$6.35

Boy Scout Uniform "C"

Article	Price
HAT, Official.....	\$1.55
SHIRT, Khaki Flannel.....	2.25
SHORTS, Khaki Serge.....	1.50
BELT, Official.....	.65
STOCKINGS, Plain Khaki....	1.00
GARTERS, Green.....	.20
NECKERCHIEF, Style No. 3..	.50
SHOULDER KNOT.....	.05
TOTAL COST.....	\$7.70

Boy Scout Uniform "D"

Article	Price
HAT, Official.....	\$1.55
SHIRT, Green Flannel.....	2.30
SHORTS, Blue Serge.....	1.60
BELT, Official.....	.65
STOCKINGS, Black with Green Tops.....	1.00
GARTERS, Green.....	.20
NECKERCHIEF, Style No. 4..	.55
SHOULDER KNOT.....	.05
TOTAL COST.....	\$7.90

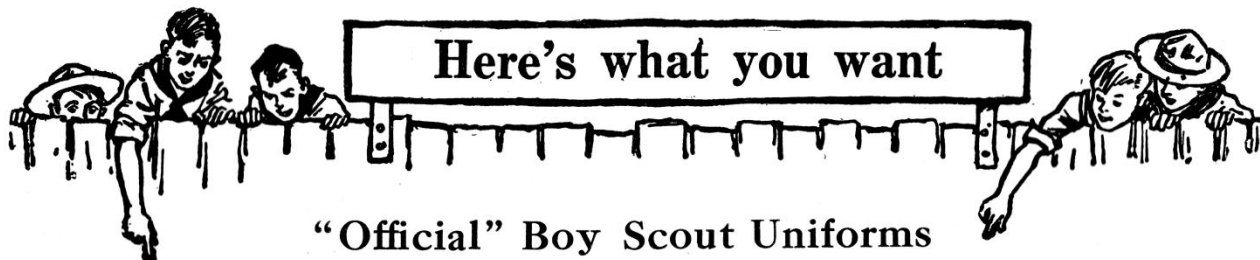
Boy Scout Uniform "E"

Article	Price
HAT, Official.....	\$1.55
SHIRT, Blue Flannel.....	2.35
SHORTS, Blue Serge.....	1.60
BELT, Official.....	.65
STOCKINGS, Blue with Green Stripe Tops.....	1.00
GARTERS, Green.....	.20
NECKERCHIEF, Style No. 5..	.60
SHOULDER KNOT.....	.05
TOTAL COST.....	\$8.00

Boy Scout Uniform "F"

Article	Price
HAT, Official.....	\$1.55
SHIRT, Grey Flannel.....	2.40
SHORTS, Blue Serge.....	1.60
BELT, Official.....	.65
STOCKINGS, Blue with Khaki Stripe Tops.....	1.00
GARTERS, Green.....	.20
NECKERCHIEF, Style No. 6..	.65
SHOULDER KNOT.....	.05
TOTAL COST.....	\$8.10

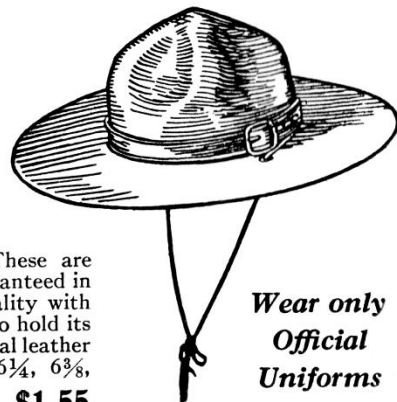
NOTE:—The above prices include Postage or Express charges.



IMPORTANT:—Desired Uniformity in Scout Dress: It is highly important to the regard in which Scouts shall be held by the general public that their dress, like their conduct, should be orderly. Appearance in varied nondescript outfits creates an unfavorable impression which does not encourage other boys to desire to become Scouts. Every effort should be made, therefore, in each community and for each troop therein, to adopt a STANDARD UNIFORM from the OFFICIAL EQUIPMENT listed in this Catalogue.

If there is a local Association they should determine what the standard uniform in their community is to be, and all troops under their control when appearing upon official occasions should adhere to the form of dress adopted. Troops not under a local Association should likewise adopt for themselves a common standard outfit for official use. No option should be permitted in major essentials. These essen-

tials are few. It should be decided whether the shirt is to be khaki, blue, green or grey, or whether shorts or breeches shall be worn in blue or khaki. Shorts are strongly recommended (winter excepted) but if special local conditions advise breeches, all should wear them, not some breeches and others shorts. The different **Standard Scout Outfits** listed in this catalogue will be of help in deciding which uniform to adopt.



*Wear only
Official
Uniforms*



“OFFICIAL” BOY SCOUT HATS:—These are made expressly for Headquarters and are guaranteed in every respect. Every hat is of standard quality with a good stiff brim that can be depended upon to hold its shape. Made of superior felt, complete with real leather band and leather lace fastenings. Sizes:—6¼, 6¾, 6½, 6¾, 6¾, 6¾, 7, 7½, 7¼, 7¾ and 7½. **Price..... \$1.55**

LEATHER HAT BANDS:—Sold separately to replace lost or damaged bands. **Price..... 25c**

“OFFICIAL” BOY SCOUTS SHIRTS:—Only standard materials and colours are used in the manufacture of our shirts, great care is taken that each garment is made to the exact specifications laid down by Headquarters. On each shirt is sewn the “OFFICIAL” label which is your guarantee of quality, together with the “OFFICIAL” uniform buttons and “BOY SCOUTS—CANADA” badge sewn over right side pocket.

KHAKI DRILL SHIRTS:—		
Sizes 12-12½-13-13½-14 and 14½	\$1.45	15 and 15½
KHAKI FLANNEL SHIRTS:—		
Sizes 12-12½-13-13½-14 and 14½	2.25	15 and 15½
GREEN FLANNEL SHIRTS:—		
Sizes 12-12½-13-13½-14 and 14½	2.30	15 and 15½
BLUE FLANNEL SHIRTS:—		
Sizes 12-12½-13-13½-14 and 14½	2.35	15 and 15½
GREY FLANNEL SHIRTS:—		
Sizes 12-12½-13-13½-14 and 14½	2.40	15 and 15½

“OFFICIAL” BOY SCOUT SHORTS:—Shorts are recognized as the outstanding characteristic of a Scout's Uniform. All over the world they identify their wearers as Boy Scouts. Experience proves that for any one who needs to move quickly—whether Scouts, Signallers, Stretcher Carriers or Message Bearers, shorts are the thing. Experience also proves that once a Scout or Scoutmaster has worn shorts he is for them from that time forward. In Europe all Scouts and Scoutmasters wear them as a matter of course, and are proud of them. In our own country, at Scoutmasters' Training Courses, shorts are the “OFFICIAL” garment.

KHAKI DRILL SHORTS:—

Sizes: 26-28 and 30	Price \$1.00
Sizes: 32 and 34	Price 1.20
Size: 36	Price 1.35

KHAKI SERGE SHORTS:

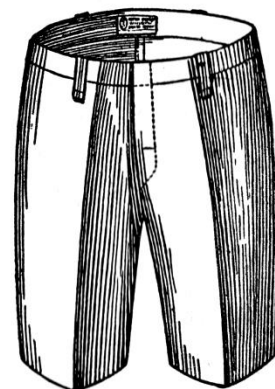
Sizes: 26-28 and 30	Price 1.50
Sizes: 32 and 34	Price 1.70
Size: 36	Price 1.90

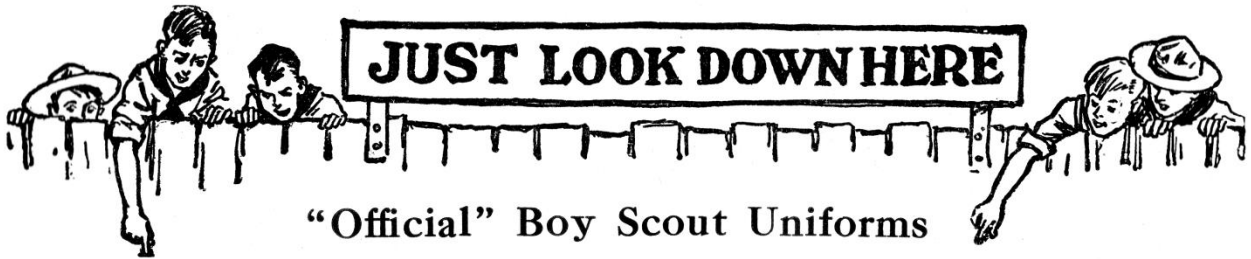
BLUE DRILL SHORTS:—

Sizes: 26-28 and 30	Price \$1.00
Sizes: 32 and 34	Price 1.20
Size: 36	Price 1.35

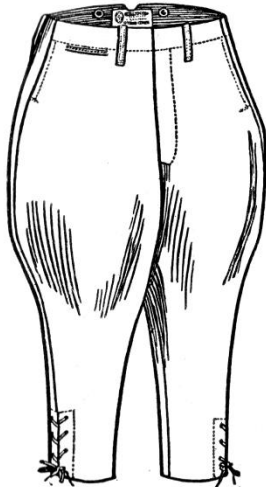
BLUE SERGE SHORTS:—

Sizes: 26-28 and 30	Price 1.60
Sizes: 32 and 34	Price 1.80
Size: 36	Price 2.00





"Official" Boy Scout Uniforms




"OFFICIAL" BOY SCOUT BREECHES:—While shorts are recognized throughout the world as the "OFFICIAL" garment for Boy Scouts, it is however a well known fact that they are impracticable for use during our cold winter months, breeches have therefore been adopted as part of the "OFFICIAL" BOY SCOUT WINTER UNIFORM. In some parts of Canada during the summer months shorts are not practical due to climatic conditions, we therefore feature herewith BOY SCOUT BREECHES of standard design and materials that can be supplied to troops desiring this garment.

KHAKI DENIM BREECHES:	Sizes—26-28 and 30.....	Price	\$2.00
" " "	" 32 and 34.....	Price	2.25
" " "	" 36.....	Price	2.50
BLUE SERGE BREECHES:	Sizes—26-28* and 30.....	Price	2.75
" " "	" 32 and 34.....	Price	3.00
" " "	" 36.....	Price	3.25
KHAKI SERGE BREECHES:	Sizes—26-28 and 30.....	Price	3.00
" " "	" 32 and 34.....	Price	3.25
" " "	" 36.....	Price	3.50

"OFFICIAL" BOY SCOUT BELT:—The Scout Belt is one of the most important parts of a Boy Scout's uniform, it is therefore only reasonable to assume that this particular item should be of the best material. In order that the belt should be in uniform with the remainder of the "OFFICIAL" dress, we have had a specially designed clasp (fully Copyrighted) made in uniformity with the "OFFICIAL" buttons on our shirts and shorts. The scout belt as illustrated is made of the best leather with metal trimmings to match, and can be adjusted to fit correctly.



"Official" Boy Scout Belt.
 Sizes:—26-28-30-32-34 and 36. **Price**..... **65c**



"OFFICIAL" BOY SCOUT STOCKINGS:—Of "Genuine" All Wool and guaranteed to be of fast dye. Specially made for Headquarters and available in five (5) distinct colour combinations as listed:—

STOCKINGS, Black with plain Khaki Tops.....	Price per Pair	\$1.00
STOCKINGS, Black with plain Green Tops.....	Price per Pair	1.00
STOCKINGS, Blue with Khaki striped Tops.....	Price per Pair	1.00
STOCKINGS, Blue with Green striped Tops.....	Price per Pair	1.00
STOCKINGS, Plain Khaki.....	Price per Pair	1.00

Sizes:—8-8½-9-9½-10-10½ and 11.

NOTE:— When ordering Stockings be sure and state colour required.

STOCKING TOPS:—These tops can be worn with any ordinary pair of hose by simply adjusting them below the knee. They are made of the same wool and colours as our Stockings and will fit any size leg.

STOCKING TOPS, plain Green or Khaki.....	Price per Pair	\$.40
STOCKING TOPS, Blue with Green or Khaki Stripes.....	Price per Pair	.40
"OFFICIAL" BOY SCOUT GARTERS:—Green with tabs.....	Price per Pair	.20
"OFFICIAL" ROVER SCOUT GARTERS:—Red with tabs.....	Price per Pair	.20

Mending Wool

For "Official" Scout Stockings
BLUE BLACK
or KHAKI
Price Per Card 5c


The "Official" Uniform Button

We feature herewith the "Official" uniform button as used on all Shirts, Shorts and Breeches sold and controlled by Headquarters. This button is fully copyrighted and any infringements of the same should be **immediately reported.**



IMPORTANT NOTICE

The "Official" uniform button is now fastened to all Shirts, Shorts and Breeches with a metal clasp permitting them to be easily removed for washing purposes. In case of loss or damage, buttons may be purchased at a cost of **15 cents per dozen.**



Camp Fire Blankets

How to Wear Them

Who hath smelt woodsmoke by twilight? Yes, and who has felt cold round the camp-fire?

The Prince of Wales wore a robe at the Massed Camp Fire at Wembley. A camel hair one with an embroidered Tiger's head and paws. 'Twas only a blanket, really, but everybody wears some sort of a robe round about the Council Fire at evening in camp when the day's Scouting is over.

What about yours? Don't know how to make one? It's simple!

Get a bright coloured blanket, the brighter the better—the one listed underneath is specially made for the purpose and admirably suitable—decide what kind of garment you would like (*Abaiah, Capote, Poncho, Toga*), then follow these instructions.



Abaiah

ABAIAH.—Lay out your blanket lengthwise, fold over each end about two feet leaving a space of single blanket in the centre for the neck. Oversew or blanket-stitch the edges together along the top (ask your sister or your mother how), then cut down the fold about eighteen inches from the top on each side to make the armholes sewing over the edges to prevent fraying. Slip your arms through these holes and there you are, arrayed in an Arabian garment. Measurements may be adjusted to suit size of boy. Put a scarf on your head with a headband and you'll be a regular sheik.

CAPOTE.—Fold over your blanket about two feet from the top, hold the blanket over your back, cloakwise the flap forming a kind of collar, pull the single fold of the blanket on each side to and round you and tie a girdle of some kind round the waist, the double fold of the blanket naturally falls across the shoulders and chest and completes the picturesque garment of an Indian. The depth of the fold is adjusted to the height of the boy so that the length of the blanket when folded is equivalent to the boy's height.

PONCHO.—Lay out your blanket and about six inches from the centre cut a slit about a foot long, over-sewing the raw edges. Slip your head through this, short length in front. It may be worn loose or it may be brought round from the back and the edges of the long length held together in front to keep more warm. This is an adaptation of a Mexican garment.

TOGA.—Holding your blanket across your back, arms outstretched, ends of blanket held in either hand, bring **right** hand and blanket **over right** shoulder, left hand takes blanket **under** left arm and flings it across chest and over right shoulder just like the villain in the play, drop right arm, make yourself a chaplet and you'll be a regular Nero.



Toga


Try these, boys, it's good fun, romantic and useful; you'll be much warmer round the fire—our old climate is rather a treacherous one. The Abaiah makes a topping dressing gown for home use, too, and if you want to be very posh then try your hand at embroidering some signs and symbols.

Jolly Camp Fires to you all!

CAMP FIRE BLANKET of superior quality, in a bright coloured Check Pattern, can be made into any of the garments as detailed above.

Price..... \$4.00

Scouts' Bathing Suit



The Scout Bathing Suit is a garment well worthy of its name. It was introduced for the first time last spring and met with instant approval, and no wonder! for it is without a doubt the very best "All Wool" bathing suit that can be procured at its price. Made of the finest quality pure Australian wool, spun and dyed in Canada, and manufactured in one of the foremost mills where quality alone counts. The suit is made in the popular one-piece style with skirt, in a most serviceable shade of khaki trimmed in the Scout colours of Green and Gold. The Scout Swimming Costume Badge is neatly sewn on as illustrated.

Stocked in men's and boys' sizes at the following prices:—

FOR BOYS'

Sizes:— 26-28-30-32 and 33

Price..... \$3.00

FOR MEN

Sizes:—34-36-38-40-42 and 44

Price..... \$3.75



OUTDOOR SERVICE OUTFIT

Outdoor Service Outfit

YOUR OFFICIAL uniform will stand for anything you can do to it within reason; but, of course, it will last longer and will always look much better if you will spare it some of the harder knocks. That is why the Outdoor Service Outfit was produced—an “undress” uniform for knocking about at camp and on the hike; bird study up a tree, and all that sort of “rough stuff.”

It's so comfortable that you forget you have it on. The shirt and shorts are made of our standard khaki drill, a material which has been found so satisfactory both in its wearing quality and fast colour. The shirt has short sleeves, V-neck without collar, detachable OFFICIAL buttons that can easily be removed for washing purposes, and the OFFICIAL “BOY SCOUTS—CANADA” embroidered badge sewn over the right side pocket. The shorts are of regulation pattern with two hip pockets and belt loops.

You'll like the outfit and the ample freedom it affords its wearer.

Basuto Sandals

How would you like to be shut up in a more or less airtight case in which you could only just move and with the sun and light shut out all day long? Well, that is how your feet feel about it. We shut them up in tight leather cases, and very seldom let them out for a little fresh air or a sun bath, and then wonder why they put up a protest in the shape of a corn or a blister when we ask them to take us for a hike.

Why not give your feet a holiday now and then by wearing sandals whenever you can and especially when in camp.

The Sandals illustrated herewith are made specially for Headquarters and will be found to be ideal for wearing with the new Outdoor Service Outfit while in camp.



OUTDOOR SERVICE SHIRT.

Sizes 12 to 15½. Price.....\$1.25

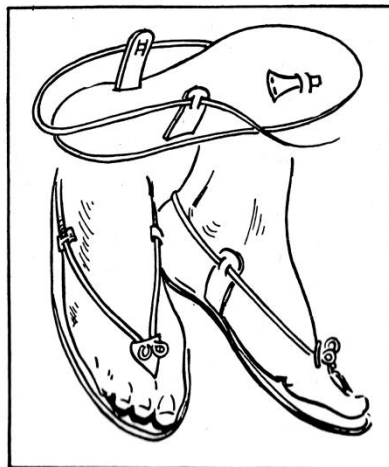
OUTDOOR SERVICE SHORTS.

Sizes 26-28 and 30. Price.....\$1.00

Sizes 32 and 34. Price.....\$1.20

Size 36. Price.....\$1.35

See page 20 for Service Outfit for Officers.



BASUTO SANDALS.

Small, Medium, Large, Extra Large Sizes.

Price per Pair.....\$1.50

About Hats

MOST Scouts know that in addition to the many qualities of felt there are two distinct classes, namely, wool felt and fur felt, but as fur felt is used only for the most expensive hats it may be left out of consideration in this article.

Wool felts are graded firstly according to the purity and fineness of the wool used and secondly the weight of felt in each hat. For Scout hats a clean felt is essential because any impurities in the material would show as blotches when the hat is dyed. The different qualities must therefore be judged entirely by (1) the fineness of the felt and (2) the weight of the hat. These two must not be mixed as it is just as easy to have a coarse thick heavy felt as to have a fine thin light felt, and it is on the quality and weight of the felt that the stiffness of the brim depends. The hat in its early stages is dyed and dipped in a solution of shellac to make it waterproof and bind the felt close together. To stiffen the brim the lower part of the hat only is dipped in another and much stronger solution of shellac, and it is here important to note that a fine felt will absorb more of the solution than a coarse one. It would therefore be unreasonable to expect the brims of the cheaper qualities of hats to be as firm as the higher-priced ones.

Take Care of Your Scout Hat



What we sometimes see

If your hat brim goes limp it shows that the shellac stiffening has either cracked or crumbled. To remedy this it is necessary first to soften the shellac so that it will run together and then to press the brim flat while it hardens. There are two easy ways to do this and in both it is important to thoroughly brush the hat first, so that you do not drive the dust into the felt.

One way is: Detach or push the leather lacing into the crown and pad it there with a ball of paper. Bring a kettle of water to the boil and holding the hat by the crown direct the steam on to the brim (both sides). Within a very few seconds the brim will become quite limp. Immediately place the hat on a flat surface such as a table, run a cold iron round the brim once or twice and then leave the hat to cool.

The alternative method is to place the hat with the brim flat on a table, lay a very damp cloth on the brim and iron well with a hot iron then leaving it to cool as in the first method.

DON'T LET STUMPS STUMP YOU

BY FRANK J. RIGNEY

NEITHER the old time scout nor the pioneer required a well equipped workshop or an elaborate set of tools to make things. They made use of all kinds of odds and ends of the out-of-doors and converted them to service. Sticks, stones and dirt with very little preparation were put to work.

Modern scouts, too, should be ready to adapt and utilize odds and ends. Not only is this adaptability a test of ingenuity and resourcefulness, but it is also a method of teaching thrift and conservation. Of odds and ends let's see what we can do with some ends. Let's begin at a specific end, to wit—a tree stump.

Many scout camps are located in clearings and woodlands where stumps abound and spend their time competing with each other as toe stubbers and progress impeters. Axes and knives, scouts! Get busy!

Fig. 1. A low down stump made into a respectable chair by the addition of arms and a back.

Fig. 2. A log converted into a sundial using (a) a piece of tin, (b) or even a piece of shale or stone as the pointer or gnomon. The pointer should point directly North. Observation and timing of the shadow will indicate the positions of the hour numerals. The numerals may be painted or cut on the log, or may be painted on any kind of a prepared top firmly fixed on the stump.

Fig. 3. Stump hollowed on top to hold wash basin. Pegs driven into the side, (a) or bent strong wire, (b) will hold the soap tray.

Fig. 4. Stump used as a chopping block.

Fig. 5. Slice of stump made smooth and used as a rustic sign board.

Fig. 6. Grooved stump that may be used for many roping purposes.

Fig. 7. Forks tied on stump make a serviceable rack.

Fig. 8. Stump used as a support for bird bath.

Fig. 9. A bench, one end of which is fixed to a stump and the other end supported by any such device as a trestle, stakes driven into the ground, or a large loose log.

Fig. 10. Stump used as a table base.

Fig. 11. Two nearby stumps used as supports for cooking spit or for crossbar of pot hanger. Should a third stump be conveniently situated (a stake driven into the ground will do) the crossbar, forked at one end and fitting against a pivoted nail or peg, could be, as occasion required, shifted from one notched top to the other.

Fig. 12. High stumps used as supports for seat made of stout branches.

Fig. 13. Nearby stumps with the addition of branches or poles converted into a wash stand and towel rack.

The foregoing examples are but a few of the ways by which a tree stump may come to a useful end. Scout ingenuity will suggest many other uses, such as totem poles, axe targets or bases on, or from, which to construct other things. A good scout will not let a stump "stump" him.



Fig. 1




Fig. 2




Fig. 3



Fig. 4

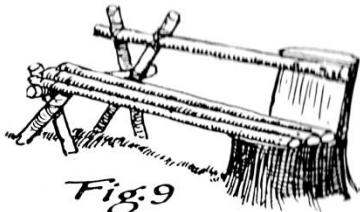


Fig. 9




Fig. 10



Fig. 5



Fig. 6

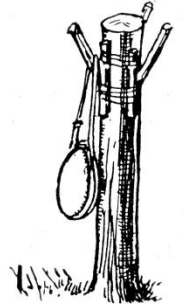


Fig. 7




Fig. 8


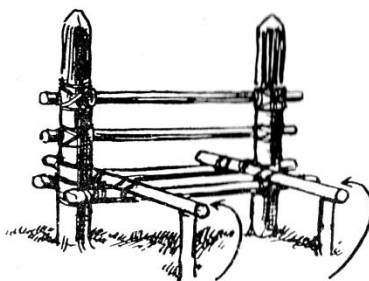


Fig. 11



Seat built on these

Fig. 12




Fig. 13

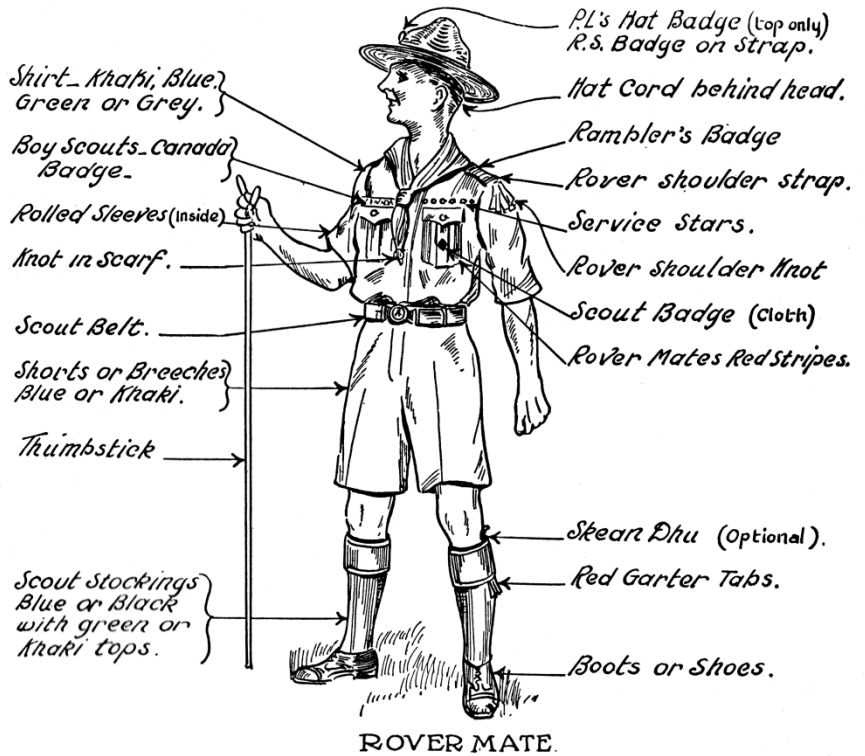
How to Wear the Rover Scout Uniform

Suggested Regulation Uniforms

HELPFUL IN CHOICE OF A STANDARD ROVER DRESS

Prices quoted are subject to slight alteration according to size of articles required.

[NOTE—Ontario Rover Scouts wear the "Ontario Official Badge" above the left breast pocket instead of the "Scout Badge" (cloth) as illustrated.]



ROVER MATE.

Rover Scout Uniform "A"

Article	Price
HAT, Official.....	\$1.55
SHIRT, Khaki Drill.....	1.45
SHORTS, Khaki Drill.....	1.20
BELT, Official.....	.65
STOCKINGS, Black with Khaki Tops.....	1.00
GARTERS, Red.....	.20
NECKERCHIEF, Style No. 1.....	.40
SHOULDER KNOT.....	.25
SHOULDER STRAPS.....	.50
TOTAL COST.....	\$7.20

Rover Scout Uniform "B"

Article	Price
HAT, Official.....	\$1.55
SHIRT, Khaki Drill.....	1.45
SHORTS, Blue Drill.....	1.20
BELT, Official.....	.65
STOCKINGS, Black with Green Tops.....	1.00
GARTERS, Red.....	.20
NECKERCHIEF, Style No. 2.....	.45
SHOULDER KNOT.....	.25
SHOULDER STRAPS.....	.50
TOTAL COST.....	\$7.25

Rover Scout Uniform "C"

Article	Price
HAT, Official.....	\$1.55
SHIRT, Khaki Flannel.....	2.25
SHORTS, Khaki Serge.....	1.70
BELT, Official.....	.65
STOCKINGS, Plain Khaki.....	1.00
GARTERS, Red.....	.20
NECKERCHIEF, Style No. 3.....	.50
SHOULDER KNOT.....	.25
SHOULDER STRAPS.....	.50
TOTAL COST.....	\$8.60

Rover Scout Uniform "D"

Article	Price
HAT, Official.....	\$1.55
SHIRT, Green Flannel.....	2.30
BRECHES, Blue Serge.....	3.00
BELT, Official.....	.65
STOCKINGS, Blue with Khaki Stripe Tops.....	1.00
GARTERS, Red.....	.20
NECKERCHIEF, Style No. 4.....	.55
SHOULDER KNOT.....	.25
SHOULDER STRAPS.....	.50
TOTAL COST.....	\$10.00

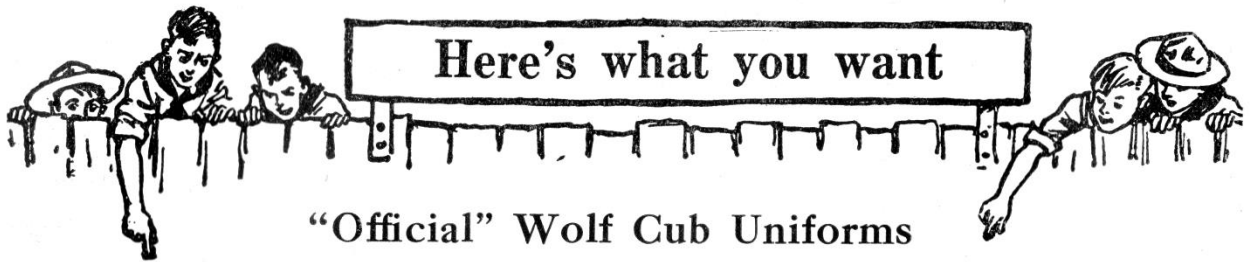
Rover Scout Uniform "E"

Article	Price
HAT, Official.....	\$1.55
SHIRT, Blue Flannel.....	2.35
BRECHES, Blue Serge.....	3.00
BELT, Official.....	.65
STOCKINGS, Blue with Green Stripe Tops.....	1.00
GARTERS, Red.....	.20
NECKERCHIEF, Style No. 5.....	.60
SHOULDER KNOT.....	.25
SHOULDER STRAPS.....	.50
TOTAL COST.....	\$10.10

Rover Scout Uniform "F"

Article	Price
HAT, Official.....	\$1.55
SHIRT, Grey Flannel.....	2.40
BRECHES, Khaki Serge.....	3.25
BELT, Official.....	.65
STOCKINGS, Blue with Khaki Stripe Tops.....	1.00
GARTERS, Red.....	.20
NECKERCHIEF, Style No. 6.....	.65
SHOULDER KNOT.....	.25
SHOULDER STRAPS.....	.50
TOTAL COST.....	\$10.45

NOTE:—The above prices include Postage or Express charges.



"Official" Wolf Cub Uniforms



"OFFICIAL" WOLF CUB CAPS:—There is no doubt whatever when it comes to the matter of appearance that the Wolf Cub Cap is far better looking when properly made with the badge sewn on in a uniform manner. Wolf Cubs should not confuse the cap stocked by Headquarters with those un-official ones of inferior quality and workmanship that are obtainable elsewhere. OUR CAPS ARE SOLD COMPLETE WITH THE WOLF CUB EMBLEM NEATLY SEWN ON, as illustrated, a fact that should be taken into consideration. The cost may be slightly more, but in the long run you will find the **"Official Cap"** the cheaper article.

Sizes: 6¼, 6¾, 6½, 6¾, 6¾, 6¾, 7, 7¼, 7¼, 7¾ and 7½. Price..... **75c**


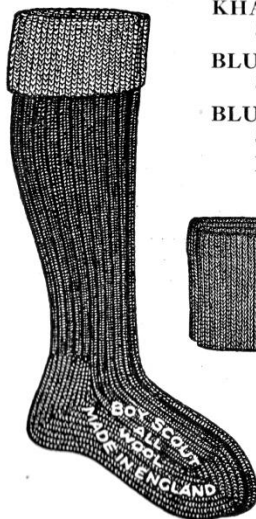
"OFFICIAL" WOLF CUB JERSEYS:—All Cub jerseys supplied by Headquarters are of standard materials and colours. The design is the **"OFFICIAL"** one for Canada, each garment has on the **"OFFICIAL LABEL"** which is your guarantee of quality, together with the **"OFFICIAL" WOLF CUBS—CANADA** badge sewn on the right breast.

OXFORD GREY WOLF CUB JERSEYS, ALL WOOL:—		
Sizes 26 and 28.....	Price.....	\$1.85
Sizes 30-32 and 33.....	Price.....	2.10
MYRTLE GREEN WOLF CUB JERSEYS, ALL WOOL:—		
Sizes 26 and 28.....	Price.....	1.90
Sizes 30-32 and 33.....	Price.....	2.15
NAVY BLUE WOLF CUB JERSEYS, ALL WOOL:—		
Sizes 26 and 28.....	Price.....	1.95
Sizes 30-32 and 33.....	Price.....	2.20
NAVY BLUE WOLF CUB JERSEYS, COTTON:—		
Sizes 26-28-30 and 32.....	Price.....	1.10
MYRTLE GREEN WOLF CUB JERSEYS, COTTON:—		
Sizes 26-28-30 and 32.....	Price.....	1.10

"OFFICIAL" WOLF CUB SHORTS:—All Wolf Cubs wear shorts, the **"OFFICIAL"** ones featured herewith are made specially for the little chaps who will be delighted with their good fit and smart appearance.

KHAKI DRILL SHORTS:—		
Sizes 26-28 and 30.....	Price.....	1.00
KHAKI SERGE SHORTS:—		
Sizes 26-28 and 30.....	Price.....	1.50
BLUE DRILL SHORTS:—		
Sizes 26-28 and 30.....	Price.....	1.00
BLUE SERGE SHORTS:—		
Sizes 26-28 and 30.....	Price.....	1.60

Note:—For prices on larger size shorts, see page 6.



"OFFICIAL" WOLF CUB STOCKINGS: These **"GENUINE ALL WOOL STOCKINGS"** are guaranteed by the manufacturers to be absolutely fast dye.

STOCKINGS, BLACK WITH PLAIN GREEN OR KHAKI TOPS.	
Price per Pair.....	1.00
STOCKINGS, BLUE WITH GREEN OR KHAKI STRIPED TOPS.	
Price per Pair.....	1.00
Sizes: 8-8½-9-9½-10-10½ and 11.	
STOCKINGS, PLAIN KHAKI:—	
Price per Pair.....	1.00
STOCKING TOPS, GREEN OR KHAKI:— These tops can be worn with any ordinary pair of hose by simply adjusting them below the knee.	
Price per Pair.....	40c



Mending Wool

For Jerseys: Navy Blue, Green or Grey.	
Price per Card.....	5c
For Stockings: Navy Blue, Black or Khaki.	
Price per Card.....	5c

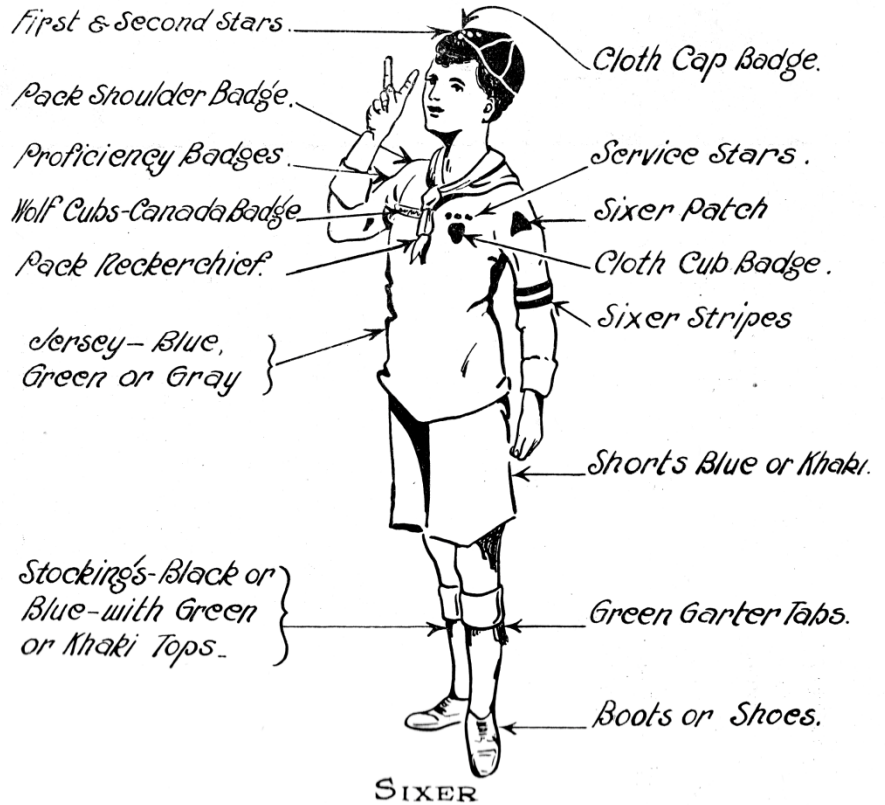
STOCKING TOPS, BLUE WITH GREEN OR KHAKI STRIPES:—	
Price per Pair.....	40c
"OFFICIAL" WOLF CUB GARTERS:—	
Green with tabs. Price per Pair.....	20c
"OFFICIAL" WOLF CUB PATCHES:— Black, Grey, Red, Brown and White.	
Price per Doz., of one or more colours	20c
"OFFICIAL" WOLF CUB "SECOND" AND "SIXER" ARMLETS:— Yellow braid.	
Price each.....	5c
"OFFICIAL" WOLF CUB NECKERCHIEFS:—	
See page 14.	

How to Wear the Wolf Cub Uniform

Suggested Regulation Uniforms

HELPFUL IN
CHOICE OF A
STANDARD PACK
DRESS

Prices quoted are subject to slight alteration according to size of articles required.



SIXER

Wolf Cub Uniform "A"

Article	Price
CAP, Official	\$.75
JERSEY, Blue Cotton	1.10
SHORTS, Blue Drill	1.00
STOCKINGS, Black with Green Tops	1.00
GARTERS, Green	.20
NECKERCHIEF, Style No. 1	.40
TOTAL COST	\$4.45

Wolf Cub Uniform "B"

Article	Price
CAP, Official	\$.75
JERSEY, Green Cotton	1.10
SHORTS, Khaki Drill	1.00
STOCKINGS, Black with Khaki Tops	1.00
GARTERS, Green	.20
NECKERCHIEF, Style No. 2	.45
TOTAL COST	\$4.50

Wolf Cub Uniform "C"

Article	Price
CAP, Official	\$.75
JERSEY, Green Wool	1.90
SHORTS, Khaki Serge	1.50
STOCKINGS, Blue with Khaki Stripe Tops	1.00
GARTERS, Green	.20
NECKERCHIEF, Style No. 3	.50
TOTAL COST	\$5.85

Wolf Cub Uniform "D"

Article	Price
CAP, Official	\$.75
JERSEY, Blue Wool	1.95
SHORTS, Khaki Serge	1.50
STOCKINGS, Blue with Khaki Stripe Tops	1.00
GARTERS, Green	.20
NECKERCHIEF, Style No. 4	.55
TOTAL COST	\$5.95

Wolf Cub Uniform "E"

Article	Price
CAP, Official	\$.75
JERSEY, Grey Wool	1.85
SHORTS, Blue Serge	1.60
STOCKINGS, Blue with Green Stripe Tops	1.00
GARTERS, Green	.20
NECKERCHIEF, Style No. 5	.60
TOTAL COST	\$6.00

Wolf Cub Uniform "F"

Article	Price
CAP, Official	\$.75
JERSEY, Blue Wool	1.95
SHORTS, Blue Serge	1.60
STOCKINGS, Blue with Green Stripe Tops	1.00
GARTERS, Green	.20
NECKERCHIEF, Style No. 6	.65
TOTAL COST	\$6.15

NOTE:—The above prices include Postage or Express charges.



Plain Colour Neckerchiefs

Triangular Style No. 1.

- No. 1—Navy Blue.
- No. 2—Saxe Blue.
- No. 3—Royal Blue.
- No. 4—Brown.
- No. 5—Green.
- No. 6—Grey.
- No. 7—Maroon.
- No. 8—Mauve.
- No. 9—Old Gold.
- No. 10—Purple.
- No. 11—Red.
- No. 12—Yellow.

Each..... **40c** Per doz. of same No... **\$4.50**

Two Colour Neckerchiefs

Triangular Style No. 2.

- No. 13—Black and Yellow.
- No. 14—Black and Green.
- No. 15—Green and Yellow.
- No. 16—Navy Blue and Yellow.
- No. 17—Navy Blue and Red.
- No. 18—Old Gold and Purple.
- No. 19—Purple and White.
- No. 20—Red and Grey.
- No. 21—Red and Yellow.
- No. 22—Sky Blue and Maroon.
- No. 23—Sky Blue and White.
- No. 24—Yellow and Grey.

Each..... **45c** Per doz. of same No... **\$5.00**

Two Colour Neckerchiefs

Triangular Border Style No. 3.
Border on Sides only.

- No. 25—Red with Green border.
- No. 26—Navy Blue with Khaki border.
- No. 27—Grey with Black border.
- No. 28—Old Gold with Purple border.
- No. 29—Sky Blue with Yellow border.
- No. 30—Green with Black border.
- No. 31—Royal Blue with Old Gold border.
- No. 32—Navy Blue with Yellow border.
- No. 33—Black with Yellow border.
- No. 34—Royal Blue with White border.
- No. 35—Maroon with Green border.
- No. 36—Red with Black border.

Each..... **50c** Per doz. of same No... **\$5.50**

Two Colour Neckerchiefs

Triangular Border Style No. 4.
Border All Around.

- No. 37—Maroon with Black border.
- No. 38—Royal Blue with Old Gold border.
- No. 39—Brown with Red border.
- No. 40—Green with Yellow border.
- No. 41—Green with Black border.
- No. 42—Grey with Black border.
- No. 43—Yellow with Navy Blue border.
- No. 44—Purple with Old Gold border.
- No. 45—Khaki with Green border.
- No. 46—Navy Blue with White border.
- No. 47—Black with Green border.
- No. 48—Sky Blue with Old Gold border.

Each..... **55c** Per doz. of same No... **\$6.00**

Troop and Pack Neckerchiefs

The neckerchief is the most characteristic and distinctive part of the uniform. It has a great number of useful purposes, some of them available in emergencies, so that a Scout or Cub on duty should never be without his neckerchief. The colour of the neckerchief indicates the Troop or Pack, and is worn with the neckerchief slide, better known as the "Turk's Head."

Made of a standard mercerized dress sateen of substantial wearing quality. Available in 12 plain and 72 combination of colours and in 8 distinctive styles as listed.

How to Order Neckerchiefs

The many different neckerchiefs listed herewith have been chosen as our standard lines after several years' experience of the different colours and styles in greatest demand. Many Troops and Packs will recognize at a glance their present colours. It will only be necessary therefore for them to order by the corresponding number. Newly organized Troops and Packs will find this list of great help in the choosing of a suitable neckerchief. When this has been decided upon, careful note should be taken of its style, price and number in order to be sure of obtaining the same article throughout.

Neckerchiefs not Listed

The list herewith gives ample choice as to colour and style. We will, however, be pleased to fill any orders for neckerchiefs other than those listed. Full details as to style and colours should be submitted in order that we may submit to you our quotation.



TURKS HEAD: A new and improved Turks Head of plaited leather with a metal fastener.

Price each... **15c** Price per dozen... **\$1.65**

Plain Colour Neckerchiefs

Square Style No. 5.

- No. 49—Navy Blue.
- No. 50—Royal Blue.
- No. 51—Saxe Blue.
- No. 52—Green.
- No. 53—Old Gold.
- No. 54—Maroon.
- No. 55—Grey.
- No. 56—Khaki.
- No. 57—Red.
- No. 58—Purple.
- No. 59—Mauve.
- No. 60—Yellow.

Each..... **60c** Per doz. of same No... **\$6.50**

Two Colour Neckerchiefs

Square Style No. 6.

- No. 61—Green and Yellow.
- No. 62—Navy Blue and Khaki.
- No. 63—Royal Blue and Old Gold.
- No. 64—Red and Black.
- No. 65—Navy Blue and Yellow.
- No. 66—Red and Green.
- No. 67—Yellow and Black.
- No. 68—Black and Purple.
- No. 69—Navy Blue and White.
- No. 70—Khaki and Green.
- No. 71—Navy Blue and Red.
- No. 72—Royal Blue and Grey.

Each..... **65c** Per doz. of same No... **\$7.00**

Two Colour Neckerchiefs

Square Border Style No. 7.
Centre of Square One Colour.

- No. 73—Maroon with Old Gold border.
- No. 74—Green with Yellow border.
- No. 75—Khaki with Green border.
- No. 76—Navy Blue with Grey border.
- No. 77—Purple with Old Gold border.
- No. 78—Navy Blue with Red border.
- No. 79—Maroon with Black border.
- No. 80—Red with Yellow border.
- No. 81—Black with Yellow border.
- No. 82—Green with Grey border.
- No. 83—Navy Blue with Yellow border.
- No. 84—Grey with Navy Blue border.

Each..... **70c** Per doz. of same No... **\$7.50**

Three Colour Neckerchiefs


Square Border Style No. 8.
Centre of Square Two Colours.

- No. 85—Saxe Blue and White with Yellow border.
- No. 86—Saxe Blue and Red with Yellow border.
- No. 87—Maroon and Yellow with Green border.
- No. 88—Khaki and Green with Navy border.
- No. 89—Purple and Old Gold with Green border.
- No. 90—Black and Maroon with White border.
- No. 91—Green and Yellow with Red border.
- No. 92—Navy Blue and Yellow with Maroon border.
- No. 93—Red and White with Blue border.
- No. 94—Royal Blue and White with Red border.
- No. 95—Red and Green with Black border.
- No. 96—Purple and Green with Old Gold border.

Each..... **75c** Per doz. of same No... **\$8.00**



Fox Design
(Natural Colours)



Fox Design
(Red Figure on White)

Troop Supplies Troop Shoulder Badges Patrol Shoulder Knots Patrol Flags—Leaders' Stripes

EACH patrol is named after an animal or bird and chooses its own motto, which generally applies in some way to the patrol animal or bird. The Patrol Leader has a small flag on his staff with the patrol animal or bird shown on it. Patrol Flags are stocked in 3 different designs:—(1) Sewn

Design (red figure on white ground); (2) Natural colours and (3) Patrol colours. The list herewith of suggested patrol signs may be helpful to individual patrols in selecting an acceptable emblem. Each member of a patrol wears a Shoulder Knot corresponding to its patrol sign, the colours of which are as listed.

Patrol Flag.	Shoulder Knot.
Alligator.....	Green and Khaki.
Antelope.....	Navy and White.
Badger.....	Mauve and White.
Bat.....	Light Blue and Black.
Bear.....	Brown and Black.
Beaver.....	Blue and Yellow.
Buffalo.....	Red and Brown.
Bull.....	Red.
Bulldog.....	Light Blue and Brown.
Cat.....	Grey and Brown.
Cobra.....	Orange and Black.
Cuckoo.....	Grey.
Curlew.....	Green.
Dove.....	Grey and White.
Eagle.....	Green and Black.
Elephant.....	Purple and White.
Fox.....	Yellow and Green.
Hawk.....	Pink.
Horse.....	Black and White.
Hound.....	Orange.
Hippo.....	Pink and Black.
Hyena.....	Yellow and White.
Jackal.....	Grey and Black.



Moose Design (Patrol Colours)

NOTE:—Only Patrol Flags listed herewith can be supplied in Natural colours. Troops are at liberty to choose any additional Patrol Flag they may desire (Canadian birds and animals strongly recommended). In such cases only sewn design and Patrol colour design can be supplied.

Patrol Flag	Shoulder Knot.
Kangaroo.....	Red and Grey.
Lion.....	Yellow and Red.
Mongoose.....	Brown and Orange.
Otter.....	Brown and White.
Owl.....	Blue.
Peewit.....	Green and White.
Peacock.....	Green and Blue.
Panther.....	Yellow.
Rattlesnake.....	Pink and White.
Ram.....	Brown.
Raven.....	Black.
Rhino.....	Orange and Navy.
Seagull.....	Light Blue and Scarlet.
Seal.....	Red and Black.
Stag.....	Violet and Black.
Stork.....	Blue and White.
Swift.....	Navy Blue.
Tiger.....	Violet.
Wild Boar.....	Grey and Pink.
Wolf.....	Yellow and Black.
Woodpecker.....	Green and Violet.
Woodpigeon.....	Blue and Grey.

PATROL FLAG, RED FIGURE ON WHITE GROUND:—These are made from the best material and can be procured in any animal or bird design. **Price each..... 50c**

PATROL FLAG, NATURAL COLOUR: These are artistically produced and the effect very pleasing. Colours are guaranteed against rain and washing. **Price each..... 45c**

PATROL FLAGS IN PATROL COLOURS:—These are made up according to the colours assigned to the Patrol bird or animal and are specially attractive. **Price each..... 55c**

"Patrol" Shoulder Knots: Price each.....	5c
Rover Scout Shoulder Knots: Price each.....	25c
Rover Scout Shoulder Straps: Price per pair.....	50c
Rover Mate Stripes: Per set of two. Price.....	5c
Rover Seconds' Stripes: Per single stripe. Price.....	3c
Troop Leaders' Stripes: Per set of three. Price.....	10c
Patrol Leaders' Stripes: Per set of two. Price.....	5c
Patrol Seconds' Stripes: Per single stripe. Price.....	3c



Shoulder Badges for Troops and Packs


Woven in fast Turkey Red, Green, Yellow, Navy or Khaki coloured lettering on White or Khaki ground suitable for stitching on the arms of Jerseys or Shirts.

PRICES	
2 dozen.....	\$2.25
4 dozen.....	3.25
6 dozen.....	4.10
12 dozen.....	6.90
24 dozen.....	11.45

When ordering, state Quantity, Name, Style No. and Colour of Badge required.

Unless colour is mentioned, lettering will be made Red on White.

NOTE:—Two weeks are required for making Shoulder Badges, and no order can be filled for less than two dozen.



PRICE
FOR BOYS'
\$6.00
FOR MEN
\$7.00



PRICE
FOR BOYS'
\$6.00
FOR MEN
\$7.00

“Official” Boy Scout Boots

The construction of the Scout Boot has been designed to provide for the roughest kind of service—on the hike—winter sports—school wear and for everyday purposes. Made of the very best material, modeled on the Military Service last with uppers of extra strong leather, rubber heels. **Stocked in Tan colour only.**

This boot is the finest and strongest made and cannot be duplicated for **real sound value.**

Price of Scout Boots

Boys' Sizes:— 2, 2½, 3, 3½, 4, 4½, 5 and 5½. **Price per pair \$6.00**
Men's Sizes:— 6, 6½, 7, 7½, 8, 8½ and 9. **Price per pair 7.00**

**“OFFICIAL”
BOY SCOUT SHOES**

THE “Official” Boy Scout Shoes as featured on this page are made to the exacting specifications as laid down by Headquarters, and are manufactured by a leading Canadian firm where quality alone counts.

They represent the maximum of value, and we believe the best type of shoes suited for Boy Scout purposes.

For comfort, good looks and long wear, it is not possible to buy better shoes than these for the money.

On the opposite page is the **Perfect Tread Chart** by which you can learn your **Correct Size Shoe** by simply following the instructions.

Give these shoes a trial; we know you'll not be disappointed.

**KEEP THIS
CATALOGUE!**

IT is the present plan of The Stores Department **not** to issue another Catalogue of supplies until the Spring of 1929. The prices in this issue will be maintained except in extraordinary cases.

A Special Supplementary Price List will be issued in the Fall of this year featuring the “Official” Winter Uniform and will include any new articles that may be available.

PRICE
FOR BOYS'
\$5.75
FOR MEN
\$6.75



PRICE
FOR BOYS'
\$5.75
FOR MEN
\$6.75

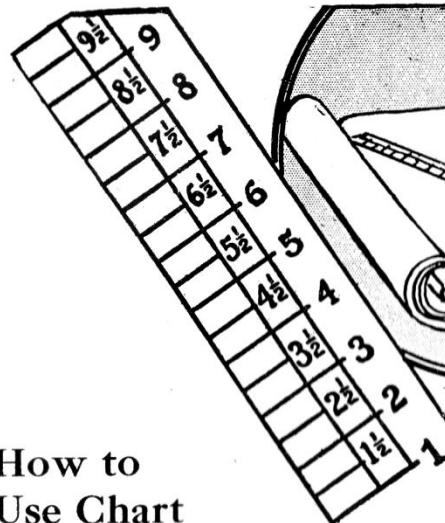
“Official” Boy Scout Oxfords

The extent to which Scouts and Scout Leaders are wearing low-cut shoes practically all the year round, has led Headquarters to make available to the field this “OFFICIAL” BOY SCOUT OXFORD. Here is a shoe for dress purposes that Scouts and Leaders will be proud to wear. Made specially for the Association and finished in Black or Tan, with rubber heels. **Real Value and Real Shoes.**


Price of Scout Oxfords

Boys' Sizes:— 2, 2½, 3, 3½, 4, 4½, 5 and 5½. **Price per pair \$5.75**
Men's Sizes:— 6, 6½, 7, 7½, 8, 8½ and 9. **Price per pair 6.75**

Note:—When ordering Oxfords please be sure and state colour required.



**Use This Chart
To Find Your
Correct Foot Size**



**How to
Use Chart**

1. First, take off your shoe. If there are any numbers or sizes on the lining give them to us in addition to measuring your foot. Then place the Catalog flat on a chair. Take a straight stick and set it exactly on the heavy line marked A.
2. Hold the stick straight up and bring the heel of your foot against the edge of the stick as shown in picture 2. Be very careful not to move stick away from line A. Be sure that your stocking is pulled tight over your toes.
3. With your foot resting naturally, bend the body forward, bringing the full weight on foot and look down on chart. The figure at the end of the big toe shows the exact size shoe you should order to insure a perfect-fitting, comfortable shoe.

**Do Not Measure
Your SHOE**

**Measure Your
Stocking Foot
as Shown in
Picture Above
to Learn Your
Correct Size
Shoe —**


*Don't
Tear
Out
This
Page*

**We Guarantee to Fit You Perfectly
or Your Money Back**

Hundreds of boys are asking the same question—"How can you fit me?" And here is the answer. Our shoes are made to our own special specifications. The men who are engaged to look after every detail of this sort are affiliated with one of the largest and best shoe manufacturing companies in Canada, and through their experience they were able to study and analyze the size requirements necessary so that our shoes can be made to fit the foot correctly. These very same shoe experts have made shoes, leathers, the anatomy of the foot, their life's work. These skilful, able men are now working on just one problem—to make the Boy Scout Boot and Oxford the very best shoes you can buy at the price. Don't worry about whether the Stores Department can fit you. Remember we guarantee to fit you, or your money back. Just let us do all the worrying about that. We gladly take all the risk of pleasing you. If you don't know your correct size, measure your foot as we tell you above and we will fit you perfectly. "It's as easy as A. B. C."

*SCOUTS and SCOUT LEADERS
Use This Perfect Tread Chart*

PLACE HEEL
HERE
1A



A Sea Scout is first and foremost a Boy Scout. This must never be forgotten.

Well-to-do boys have opportunities for yachting and boating, and our object is to give the poorer boy his chance also of becoming an amateur sailor, with all its joys and all its benefits.

The Sea Scout should have all the attributes of a Scout combined with those of a sailor or waterman, according to locality. The combination should make the ideal citizen.

The Sea Scout training, moulded as it is for the development of true citizenship, is applicable to all lads, whether destined for a land or sea life.

The average education runs necessarily very much in a groove, whereas a boy wants variety. The seaman's training is generally considered to be practically equal to that of a backwoodsman in producing manliness and character. In Scouting and Sea Scouting the endeavour is made to tack a combination of these two forms of training on to the ordinary education of the boy, with a view to completeness in his equipment as a citizen.

The first thing to grasp in Sea Scout training is that Sea Scouting is not Training Ship work. We only have the boys with us for a few hours in the week instead of every day and all day, and we Sea Scoutmasters are not trained instructors. If we try to drill our boys into smartness, or to instruct them in the details of navigation at first starting off, we are going to make a very second-rate job of it, if not a total failure.

Fortunately we have in our hands a powerful lever which counterbalances our handicap of being untrained instructors,

and one which the ordinary schools appear to be unable to use—we have the desire and enthusiasm of the boy himself to help us. We need only play up to that to get the best results. Schools have to direct their teaching so that they shall produce efficiency; we do not—at least, not in the first instance—for the above reasons. We cannot hope for success if we do. Our first step is to develop the right Spirit, and once you have got that, efficiency will follow all the more effectively, because it is worked up by the boy himself.

Sea Scouting does not necessarily involve a troop being at the seaside. Inland cities can raise and train quite efficient troops as has been proved many times over in practice. The ideal Headquarters is a barge, or houseboat, moored in a river, canal, or creek. This, with its fleet gradually built up of sailing or rowing-boats, canoes, rafts, etc., forms the centre for aquatic activities. In any case, whether the Headquarters are on land or water, the troop should possess a rigged mast for developing physical strength, activity, and self-confidence, such as are gained by continually going aloft.


The Sea Scout method is on the same principle as that for other scouts, namely, through activities and games that really appeal to the boy, and not through drill and formal instruction. The principal aim, as in the case of all Scouting, is always Good Citizenship on a really up-to-date line of training, through the development of (1) Character; (2) Health.

Under character we include individual manliness, self-discipline, energy, reliability, happiness, and "handi-manness."



"Official" Uniform for a Sea Scout

- CAP:**—A bluejacket's cap, (with white cover for summer, with the words "SEA SCOUTS" on front).
- JERSEY:**—Navy blue, having the words "SEA SCOUTS" in white letters across the chest.
- SHORTS:**—Navy blue.
- STOCKINGS:**—Navy blue, turned down below the knee, with green tabbed garters showing outside.
- NECKERCHIEF:**—Of the troop colour, secured at the throat with a "TURK'S HEAD." (See page 14).



- BELT:**—Leather with "OFFICIAL" clasp.
- SHOULDER BADGE:**—Indicating the troop, worn on the right shoulder only. (See page 15).
- FOR BADGES AND DECORATIONS, SEE P. O. & R. for CANADA. PRICE** **25c**
- SEA SCOUT CAP:**—Navy blue, complete with white cover, as illustrated. Sizes $6\frac{1}{2}$ to $7\frac{1}{4}$. **Price**..... **\$2.00**
- SEA SCOUT JERSEY:**—Navy blue, extra heavy all wool, with "SEA SCOUTS" across chest as illustrated. Sizes:— 26, 28, 30, 32, 34, 36 and 38. **Price**..... **3.50**
- SEA SCOUT SHORTS:**—All wool navy blue, complete with belt loops and two hip pockets. **Price**..... **1.60**
 Sizes:— 26, 28 and 30. **Price**..... **1.80**
 Sizes:— 32 and 34. **Price**..... **2.00**
 Sizes:— 36. **Price**.....
- SEA SCOUT NECKERCHIEFS:**—For particulars and prices, see page 14.
- SEA SCOUT BELTS:**—Same as worn by Boy Scouts, see page 7.
- SEA SCOUT LANYARDS:** White naval cord, superior quality. **Price**..... **20c**
- SEA SCOUT WHISTLES:**—Boatswain's pipe, nickel plated. **Price**..... **40c**
- SEA SCOUT GARTERS:**—Green with tabs. **Price per pair** **20c**



A New Line of Waterproof Clothing



Black Rubber Poncho

A Poncho can be put to more practical uses than perhaps any other one article in camp. We list herewith a Poncho made of black rubber coated cloth, size 36x72 inches, with opening in centre for the head and fitted with 4 grommets and 7 dome fasteners allowing it to be used as a perfect raincoat. It can also be used as a waterproof ground sheet and in emergencies as a tent.

Price.....\$4.00

Boys' Waterproof Slickers

WE list herewith a complete new line of Waterproof Clothing, made from a thoroughly oiled drill, light in weight, but very strong and serviceable, corduroy lined collar with leather strap and buckle. Can be supplied in either **Khaki, Yellow or Blue.**

Ideal for Scouting, School and general use.

Price, Boys' Sizes.....\$3.75

SIZES FOR BOYS

Breast	Length	Age
26 inches.....	33 inches.....	8 years
28 inches.....	35 inches.....	10 years
30 inches.....	38 inches.....	12 years
32 inches.....	40 inches.....	14 years
34 inches.....	43 inches.....	16 years




Men's Waterproof Slickers

Same as above in men's sizes. **Khaki, Yellow or Blue.**

Price, Men's Sizes.....\$4.75

Sizes for men:— 34, 36, 38, 40, 42 and 44 inch chest.



Boy Scout Sweater Coat

In order to meet an ever increasing demand for a Boy Scout Sweater has prompted Headquarters to list herewith this splendid "All Wool" garment. It's a four-ply sweater coat of the finest quality yarn, with shawl collar that buttons close to the neck. Made in the Scout colours of Myrtle Green trimmed with Old Gold, with the Scout Crest neatly sewn on as illustrated.

We know of no better garment at or near its price, nor one that will be so welcome for daily use or when at camp.

Stocked in Men's and Boys' sizes at the following prices:—

FOR BOYS'	
Sizes:—26, 28, 30, 32 and 33.	
Price.....	\$4.75
FOR MEN	
Sizes:—34, 36, 38, 40, 42 and 44.	
Price.....	\$6.75

Waterproof Hats

Made of the same material and in the same colours as the above slickers. Sou'Wester style, flannel lined with ear tabs to tie under chin.

Sizes: — 6 $\frac{3}{8}$, 6 $\frac{1}{2}$, 6 $\frac{5}{8}$, 6 $\frac{3}{4}$, 6 $\frac{7}{8}$, 7, 7 $\frac{1}{8}$, and 7 $\frac{1}{4}$.

Price.....\$1.25

KEEP THIS CATALOGUE!

IT is the present plan of The Stores Department not to issue another Catalogue of supplies until the Spring of 1929. The prices in this issue will be maintained except in extraordinary cases.

A special Supplementary Price List will be issued in the Fall of this year featuring the "Official" Winter Uniform and will include any new articles that may be available.

Important

When ordering Waterproof Clothing be sure and state the colour desired.


OFFICERS' UNIFORMS

Commissioners - Scoutmasters - Cubmasters and Assistants

OFFICERS' SHIRTS:—Only the very best materials have been selected for the manufacture of Officers' shirts Regulation design with two (2) detachable collars, and BOY SCOUTS—CANADA badge sewn over the right side pocket.

"ALL WOOL" KHAKI FLANNEL SHIRTS Price.....	\$3.25
"ALL WOOL" GREEN FLANNEL SHIRTS Price.....	\$3.25
"ALL WOOL" BLUE FLANNEL SHIRTS Price.....	\$3.25
"ALL WOOL" GREY FLANNEL SHIRTS Price.....	\$3.25

Sizes:—14½-15-15½-16 and 16½ inch collar.



OFFICERS' HATS: Best quality, extra fine felt. Regulation shape with best leather band and leather lace fastening. A hat that is smart and very durable. Sizes 6⅝, 6¾, 6⅞, 7, 7⅛, 7¼, 7⅝, 7½, 7⅞ and 7¾.
Price..... **\$3.00**



OFFICERS' LEATHER HAT BAND: Sold separately to replace lost or damaged bands.
Price..... **50c**

OFFICERS' TIES:—Dark green poplin, official pattern.
Price..... **75c**

OFFICERS' SHOULDER KNOTS:—Made from the best quality braid. White for Scoutmasters and Red for Assistant Scoutmasters.
Price each..... **10c**

OFFICERS' SHORTS:—Of genuine "all wool" materials. Regulation style, having belt loops, two (2) hip pockets, two (2) side pockets, and one (1) watch or money pocket.



Outdoor Service Shirt

ALL WOOL NAVY BLUE SERGE SHORTS. Price **\$3.00**

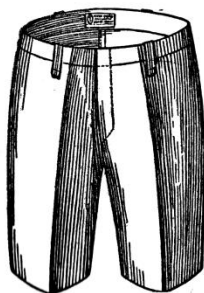
ALL WOOL KHAKI SERGE SHORTS. Price..... **\$3.50**

Sizes: 32, 33, 34, 35, 36, 37, 38, 39 and 40 inch waist.

NOTE:—Either of the above Shorts can be made to individual measurements at an extra cost of 50c.

OFFICERS' OUTDOOR SERVICE SHIRT:—A splendid garment for warm weather and for wear at camp. Made of the same material and style as listed on Page 9 for Boy Scouts.

Sizes 14½, 15, 15½, 16 and 16½ as illustrated. Price..... **\$1.75**



OFFICERS' OUTDOOR SERVICE SHORTS:—Made specially for wear with the OUTDOOR SERVICE SHIRT in sizes 32 to 38 inch waist.

Price..... **\$2.00**

OFFICERS' GARTERS: — Green braid with tabs, official design.


Price per Pair..... **20c**

OFFICERS' BELT:—Made of the same leather and in the same official pattern as the Scout belt, as illustrated. Sizes: 32, 34, 36, 38, 40, 42 and 44 inch waist.

Price..... **65c**

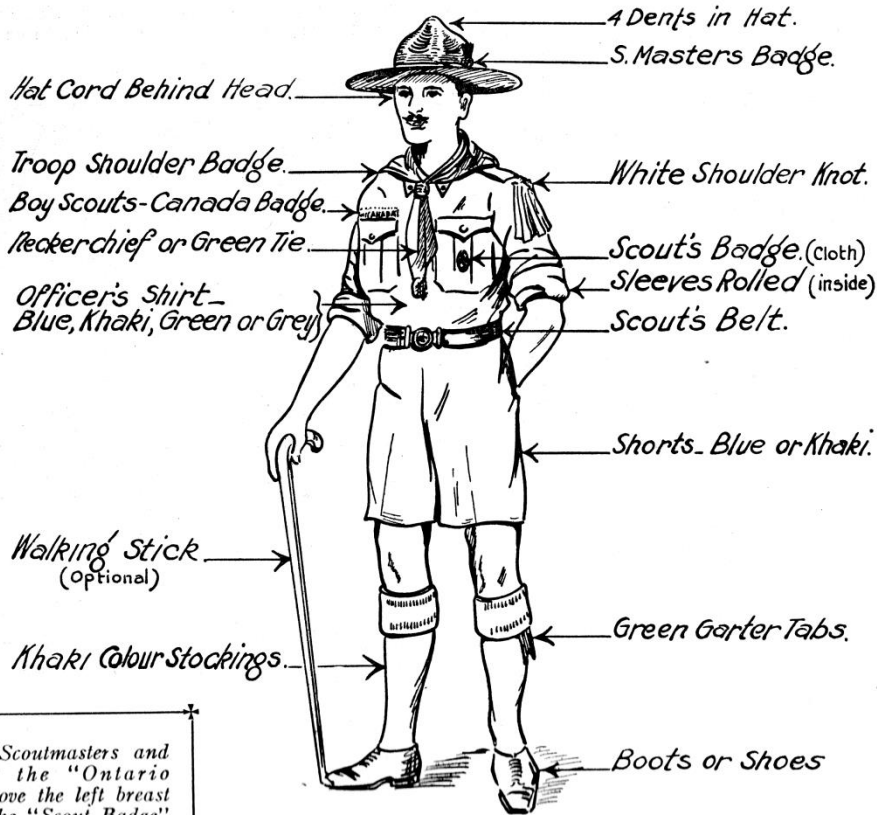
OFFICERS' STOCKINGS: — Splendid quality "ALL WOOL" Khaki, very smart and durable. This is the "Official" hose for Officers' wear. Sizes 10, 10½ and 11.

Price..... **\$2.15**



"Official" Officers' Belt

“How to Wear” The Scoutmaster’s Uniform



NOTE—Ontario Scoutmasters and Assistants wear the “Ontario Official Badge” above the left breast pocket instead of the “Scout Badge” (cloth) as illustrated.

“Where to Order” Badges and Insignia

ON Page 47 of this Catalogue is featured a complete list of all available **Badges and Insignia** at **Standard Prices**. The Stores Department cannot under any circumstances accept orders for Badges and Insignia except for the Provinces of P.E.I. and N.B. These are procurable from Provincial Headquarters only. Following are the correct

addresses for each respective Province, where all such orders must be sent. **Provincial Headquarters** also carry a **complete line of books** as featured in this Catalogue, and all orders placed with them will receive careful and prompt attention.

Prince Edward Island

The Boy Scouts Association
Dominion Headquarters
172 Wellington St.
Ottawa, Ontario

Quebec

The Boy Scouts Association
725 St. Catherine St. West
Montreal, Quebec

Saskatchewan

The Boy Scouts Association
Imperial Bank Bldg.
Regina, Sask.

Nova Scotia

The Boy Scouts Association
Roy Bldg., Room 237,
435 Barrington St.,
Halifax, N.S.

Ontario

The Boy Scouts Association
Northern Ontario Building
Bay and Adelaide Sts.
Toronto 2, Ont.

Alberta

The Boy Scouts Association
31 Dominion Bank Chambers,
10076-100 St.
Edmonton, Alta.

New Brunswick

The Boy Scouts Association
Dominion Headquarters
172 Wellington St.
Ottawa, Ontario

Manitoba

The Boy Scouts Association
337 Somerset Blk.
Winnipeg, Man.

British Columbia

The Boy Scouts Association
705 Dominion Bldg.
Vancouver, B.C.

A Page Devoted to Useful "HOW TO'S"



How to Take Bearings

Supposing that you go to a certain definite spot to-day, say on a moor, and know that you must return and stand on that exact spot again to-morrow, do you know how to take a bearing?

There are two distinct kinds of bearings. Simple bearings and cross bearings.

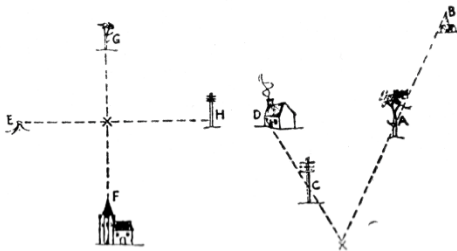
How to Take a Simple Bearing

Suppose that the spot you will require to return to to-morrow is the point X shown on sketch. Stand at X and look in any direction and note a permanent object, such as the isolated tree at A.

Pick out another permanent object in line with A, at any distance, such as the church spire at B. Still standing at X note another permanent object in any other direction, such as the telegraph pole at C; and find an object in line with it, at any distance, such as the corner of the cottage at D.

If considered necessary you can note two objects on a third line in another direction as a check.

To find X again.—Walk backwards from A along the line BA until you come to a spot where C and D are in line. You are then standing at X.



How to Take a Cross Bearing

Note a permanent object in any direction, say the tree stump E. Extend your arms at right angles to the direction in which you are facing. Look along the left arm and note an object in line at any distance, such as the church spire at F. Look along the right arm in the same way and note an object in line at any distance, such as the isolated tree at G.

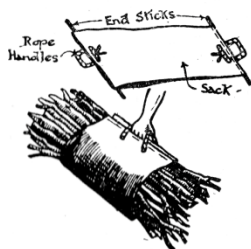
Now turn about and extend your arms with the right arm pointing to the object previously on the left, and the left arm to the object previously on the right.

Note an object straight in front of you at any distance, such as the telegraph pole at H.

To find X again.—Walk along the line EH until the points F and G are in line. You are then standing at X.

How to Carry Wood in Camp

Every Scout who has been to camp knows how awkward a bundle or pile of rough branches, which he has gathered for the camp kitchen, can be.



Here is a good way of overcoming this difficulty:—

Get an ordinary sack and make a rope handle at either end. Now run a stick through the sack at either end (as shown) so that the sack will keep in position when loaded.

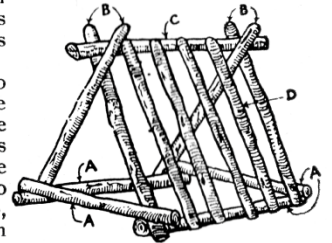
Lay the sack down, as in the upper illustration, and place the branches on it. Draw the handles together and off to the kitchen without further trouble.

How to Make a Camp Bicycle Stand

First choose four strong branches to act as the base (A) and nail them together in positions as shown in sketch. Next fix your trestle ends (B) which should be nailed to each other and to the base.

Now place a strong branch (C) between the trestle tops to act as the tiepiece (as shown).

Next nail the spars (D) to (C) and (A) and place wide enough apart to take a bicycle wheel comfortably. The spars should be as smooth as possible to avoid injury being done to the tyres and they can also, if necessary, be duplicated on the other side of the stand.



How To Be Properly Uniformed

The only uniforms officially recognized by The Boy Scouts Association are those as listed in this Catalogue. To be **PROPERLY UNIFORMED** you must wear the "OFFICIAL" DRESS.

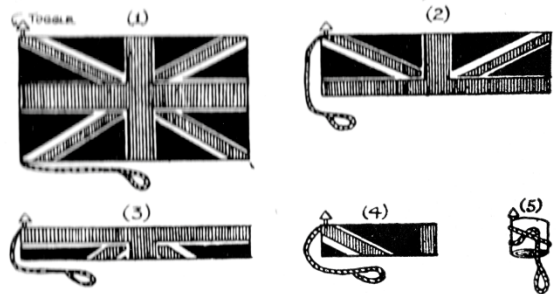
How to Hoist and Break the Flag

Flag Parades are much more impressive if the flag is "broken" for the salute than if it remains permanently unfurled.

Each properly made Union Jack is fitted with a wooden toggle at the top corner which goes nearest the pole. At the corner beneath the toggle is a length of rope, equal to the width of the flag, with an eye-splice at the end.

How to Arrange for Hoisting

Lay the flag out on the grass as in (1) and fold it lengthways once as in (2); then lengthways again as in (3). Then fold it inwards on itself as in (4) and roll up tightly, placing the rope round it once and pushing a loop of the rope under as shown in (5).



How to Hoist

Undo the flag-pole ropes; fit the loop end of the pole rope on the toggle and secure the other end to the eye-splice by a sheet-bend.

Gently pull the rope attached to the toggle allowing the other end to slip slowly through your fingers until the flag reaches the top of the flag-pole.

If the flag is not to be broken immediately, tie your pull-rope to the pole.

How to Break the Flag

Undo the pull-rope from the pole and jerk it sharply downwards. The flag will immediately unfurl. (See page 41 for Union Jack.)

OFFICERS' UNIFORMS

Officers' Tunic and Breeches "Made to Order"

THE materials used in the manufacture of our "Made to Order" garments have been most carefully selected as to quality, and we are safe in stating that Officers desiring their Tunic or Breeches made to their individual measurements will be entirely satisfied as to fit and value.

All such orders will be executed by one of Canada's leading tailors by special arrangements with Headquarters.



Description of Materials

- CLOTH No. 1.—A splendid wearing khaki duck which is guaranteed for both wear and colour. This cloth makes an excellent garment for summer and camp use.
- CLOTH No. 2.—Is a heavy wool khaki, suitable for all occasions, a very strong cloth that will stand hard wear.
- CLOTH No. 3.—This is a fine all wool khaki serge which is guaranteed in every respect. This cloth makes a splendid garment.
- CLOTH No. 4.—An all wool khaki English Whipcord that cannot be beaten for all round general use and appearances.
- CLOTH No. 5.—This cloth is suitable for breeches only, and is an all wool English Bedford Cord of 24 ounce weight.

Prices

CLOTH No. 1.—Tunic.....	\$10.50
Breeches.....	7.00
CLOTH No. 2.—Tunic.....	16.50
Breeches.....	9.00
CLOTH No. 3.—Tunic.....	28.25
Breeches.....	11.50
CLOTH No. 4.—Tunic.....	30.00
Breeches.....	15.00
CLOTH No. 5.—Breeches.....	17.50

We solicit your inquiries in this respect and will be pleased to forward samples of the above materials and a self-measurement form.

NOTE

Orders for "Made to Order" Garments are subject to a delay of ten (10) days and forwarded Express Charges Collect.

Whistle, the Officers' Call

Specially made for Scoutmasters and Assistants, a particularly strong whistle, heavy nickel plated for hard wear.

Size No. 1.....	45c
Size No. 2.....	50c
Size No. 3.....	55c

Lady Officers' Uniform

A special descriptive circular featuring a uniform for Lady Officers will be gladly mailed upon request.



Lanyards for Whistles

WHITE, superior quality, extra long.....	20c
GREEN WORSTED, with metal swivel.....	25c
BLUE WORSTED, with metal swivel.....	25c
RED WORSTED, with metal swivel.....	25c

Information of Use While at Camp

Personal Hygiene



IF you wish to reap the greatest benefit from a stay in camp you must look after yourself there. Here are some hints.

Keep your teeth clean. If by any chance you have forgotten your toothbrush, you can easily fashion one from a twig from a tree (but not from the yew, which is poisonous). Cut a twig, strip off an inch or so of the bark from one end, and "fray" the end a little. Here you have a useful makeshift.

Keep your hands and nails clean when handling food. Always wash your hands before meals and keep the nails cleaned: a thorn from a prickly bush will do for this if you have no other means handy. Germs lurk in and thrive on dirt.

Remember the latrine is made for daily use. Constipation is the sworn enemy of good health so visit the latrine daily and should you feel no desire to do so ask your Scoutmaster for a little laxative. He will gladly give it to you. A little fruit eaten daily in camp is a great help.

When having your morning wash, make it an extra good one. Strip to the waist, and use plenty of water—the pores of the flesh require cleaning out daily in order that they may do their duty in letting out waste matter. After you tub, rub yourself down briskly to encourage good circulation of the blood. You will then feel fresh and fit.

Don't lace up the tent doors at night unless there is heavy rain falling. Each Scout in the tent requires more air than the tent can hold, and the only way to let in fresh air is to leave an opening for it to get in by.

If the grass is damp don't wear shoes and stockings. It is better to go barefoot, but if you want to protect your feet from bad ground put a pair of **Basuto Sandals** (listed on page 9) on your bare feet. Wet stockings help colds.

Put your blankets out to air every fine morning. Don't chuck them about anyhow, but spread them right out and let the sun get at them—the sun is a good disinfectant.

After use, hang up your wet towels to dry, outside the tent if possible, but if it happens to be a rainy day, hang them on the tent pole. If your tent happens to be one with two poles stretch a piece of cord or string between them and put your wet things over this.

Keep your soap and sponge in a small rubber or other waterproof bag, or in a metal box. It keeps your kit from becoming messy.

Take a change of underclothing to camp with you. Undergarments soon become dirty in camp and if you wear dirty clothing you cannot keep your body clean.

Give your hair a good brush every day, the dust and dirt in camp soon finds its way to your hair.

Finally, remember that camping does not mean "pigging it." Keep body and clothes clean as possible all the time.

The Camp Menu

THE experienced camper only uses tinned foods and tinned milk when he cannot get anything else. He makes certain he has one good hot meal a day, and each meal is as near as possible similar to that he would have at home.

A simple yet wholesome menu is what should be aimed at. Here is one for a day in camp, others can be compiled just as easy from the cooking point of view:—

Breakfast: Porridge, bread, butter, bacon.

Dinner: Hunter's stew, boiled rice and prunes.

Tea: Tea, bread, butter and jam.

Supper: Cocoa, biscuits.

Now for the method of preparing the various dishes.

Porridge.—Two ounces of oatmeal to each pint of water. Bring the water to boiling point, then gradually add the meal, stirring all the time. Put in a little salt to taste and still stirring, let it boil till it thickens and then serve hot, not cold.

Bacon.—Cut off the rind and fry the rashers in their own fat over a slow fire. Turn frequently and serve hot as possible.

Hunter's Stew.—Cut meat into small pieces; and brown by frying quickly for a few minutes; place in cold water and bring to the boil. Add pepper and salt to taste, and simmer for 2½ hours. Three-quarters of an hour before the stew is ready add potatoes and carrots and turnips chopped small.

Boiled Rice.—Wash the rice and tie in a cloth rather loosely to give it room to swell. Put into a stewpan of cold water and boil for two hours. Serve with the prunes.



Prunes.—Soak the prunes overnight in as much water as will cover them. Put in saucepan, bring to boil and boil for half an hour. Prunes can be served cold as well as hot, with the rice.

Little menus like these are very easy to compile and the food easy to prepare. But a word of warning is needed. Don't wait till you get into camp before you try your hand at cooking. Have a try at home first, where you will have someone handy to show you the best and easiest way of preparing the various things. Good food, well cooked, is appetizing and nourishing, but good food, badly cooked, is spoilt food.

Make the most of your scraps. Scraps of cold meat can be made into rissoles and fried. Keep a stock pot going and put in any odd scraps of meat. The resultant liquor will give you the basis of an excellent soup one day, and such soup is very nourishing.

Introduce green stuff into your menu occasionally by having cabbage for dinner or lettuce for tea. Also don't forget fruit. Fresh fruit is best but not always easily obtainable, and prunes, figs, and the ordinary dried fruits make excellent substitutes.

One important point about meals which is not always remembered is regularity. Have a set time for each meal and see that it is ready punctually to the minute.

A WORD ABOUT TENTS

A FEW days spent in camp is surely above all others the cheapest, healthiest and happiest holiday. It is a pleasure in which all may indulge, and the greater the indulgence the greater the benefit to be derived.

All that is required is a tent, cooking and eating utensils, blankets and a rudimentary knowledge of cooking, and of course, personal articles such as clothing, toilet necessities, etc.

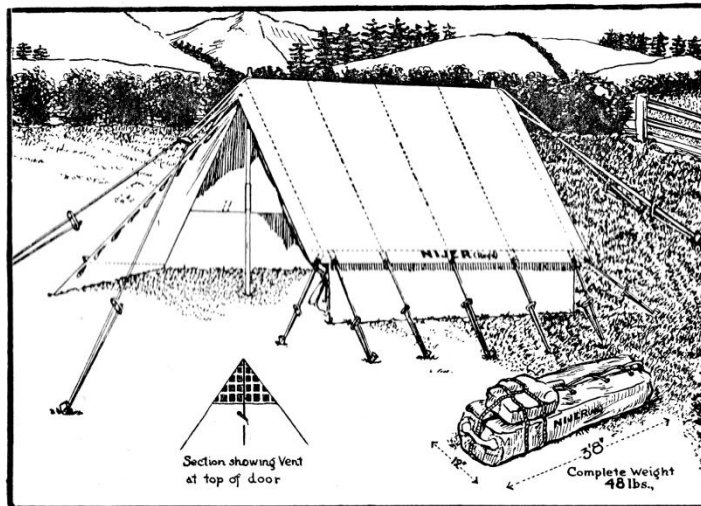
The first cost is the only real cost. The tent and other articles, if selected carefully and treated with reasonable care, will render true service for a long time. The only other expenses are those for transport to the camp

site selected, and perhaps a small fee to be paid to the owner of the ground. Food must of course be purchased as required, but as one must eat whether in camp or at home it would not be fair to treat this as a camping expense.

The most important as well as the most expensive item is the tent, and in the purchase of this a wise camper will not economize more than is necessary.

In this Catalogue will be found different types and sizes of tents that have been carefully selected as to their suitability and to the quality of their manufacture.

**THE
"NIGER"
TENT**
*Made Expressly
for*
**The Boy Scouts
Association
of Canada**



**SOLD
COMPLETE**
with
**POLES, PEGS,
SCREEN**
and
**WATERPROOF
VALISE**



The "NIGER" Tent

HERE is a tent which is used in Scout circles in almost every part of the world. Made expressly for The Boy Scouts Association by a well known firm in Scotland, and used at the Gillwell Training Camp at Gillwell, England.

This tent accommodates from six to eight persons, is easily carried, packs neatly and is simple to erect.

The roof is made from **extra stout** rotproof Green Duck, which in addition to the ordinary proofing is put through a special process which makes it **absolutely waterproof** without hermetically sealing the pores; with this extra proofing, the cloth lasts much longer. The Walls and Doors are made of slightly lighter Duck.

Another feature of this tent is the ventilator at each end, allowing a free current of air to pass along the whole length of the tent.

The eaves are long enough to carry water entirely clear of the walls, and are fitted with sewn-in metal rings which will not tear out as eyelets are apt to do.

By using a triangular runner to the headlines the ordinary ridge pole has been dispensed with. When the tent is pitched at first, these triangular runners should be pulled out tight by the ordinary runners, and then the triangular runner pulled down as far as it will go. This keeps the ridge properly taut. The side guys at either end of the tent should be pulled fairly taut, but the ones in the center should be just pulled tight enough to keep the wall out.

There is a door at each end of the tent, and each of these has an extension piece so that they can be pegged out as wind-screens.

As an extra, a Screen is included with each tent which is laced into the opening, thus making 3 ft. additional sleeping room.

Each tent is contained in a waterproof valise with handclift pegs and poles.

We can thoroughly recommend this tent in every respect.

Price (Express charges collect) \$40.00



For Good Camping You Want Reliable Tents



Our
Tents
are
Real
Value



Wedge Tent

This pattern is extremely popular where lightness alone is to be considered. It does not give the same accommodation as the Wall Tent of similar size, but it packs in a smaller space, takes less time to pitch and can be easily fastened down against the most severe storm.

All tents of this style are equipped with sleeve ridge, making it possible to erect the tent with poles—or by running a piece of rope through the sleeves at the end of ridge and stretching tight between trees.

5 x 7 ft.

Made of 8-oz. White Duck.
Special price..... \$8.75
Poles and Pegs extra per set..... \$2.25

7 x 7 ft.

Made of 8-oz. White Duck.
Special price..... \$10.75
Poles and Pegs extra, per set..... \$2.75

8 x 10 ft.

Made of 8-oz. White Duck
Special price..... \$13.75
Poles and Pegs extra, per set..... \$3.00



Wall Tent

This is the most popular tent on the market. It is easily pitched, with either rope or pole ridge and affords an excellent shelter.

7 x 7½ ft.


Has 2-foot wall. Made of 8-oz. White Duck. Special price..... \$11.50
Poles and Pegs extra, per set..... \$2.75

8 x 10 ft.

Has 2-foot wall. Made of 8-oz. White Duck. Special price..... \$14.50
Poles and Pegs extra, per set..... \$2.75

10 x 12 ft.

Has 2-foot wall. Made of 8-oz. White Duck. Special price..... \$19.50
Poles and Pegs extra, per set..... \$3.75



BELL TENT

Bell Tent

This is the standard Bell Tent as used by the Canadian Militia, and our own Gillwell Training Camps. It is an ideal camping tent, easily set up, requiring only one pole. We list five sizes, giving ample choice at special prices.

7½ x 7 ft.

Made of 8-oz. White Duck with 2½-ft. wall. Special price..... \$13.25
Poles and Pegs extra, per set..... \$2.00

10 x 7½ ft.

Made of 8-oz. White Duck with 2½-ft. wall. Special price..... \$17.50
Poles and Pegs extra, per set..... \$2.50

12 x 8 ft.

Made of 8-oz. White Duck with 2½-ft. wall. Special price..... \$21.50
Poles and Pegs extra, per set..... \$2.75

14 x 9½ ft.

Made of 8-oz. White Duck with 2½-ft. wall. Special price..... \$29.00
Poles and Pegs extra, per set..... \$2.75

16 x 10 ft.

Made of 8-oz. White Duck with 2½-ft. wall. Special price..... \$33.25
Poles and Pegs extra, per set..... \$3.00

NOTE.—All Tents on this page are shipped EXPRESS CHARGES COLLECT.

TENTS AND SHELTERS



A Real Tent for Real Scouts.

Our Special Value

This featherweight shelter or "pup" tent is the most useful tent made, similar in style to a wedge tent, and affords a splendid shelter for two boys or one adult.

The design has met with the unqualified approval of all Scouts and Leaders who have tried it out.

It has the advantage over the old model "pup" tent because it laces up the front, thereby affording protection from wind and rain. Length 7 ft., width 5 ft., height 4½ ft., made up in two (2) grades of khaki duck. Can be easily carried, rolled like a blanket. Just what you want for camp, week-end hike or canoe trip.

Price, (6 oz. khaki duck).....	\$5.75
Price, (10 oz. khaki duck).....	\$8.50
Poles and pegs for the above can very easily be cut in the woods, we can however supply them, per set.....	\$1.25

IF YOU NEED—Billy-Cans, frying-pans, ground sheets, axes, knives, etc., you'll find them all listed in this Catalogue together with many other useful articles.

AND BY THE WAY—Don't forget the Outdoor Service Outfit for boys on page 9 and for officers on page 20, you'll enjoy camp so much better with it.




Silk Wedge Tents

SILK TENTS:—The camper and hiker of to-day whose equipment is carried on his back knows the advantage of the silk tent. We list the popular Wedge Tent made of featherweight sail silk, in white or green. The green quality has been put through a special treatment making it not only waterproof but mildew-proof as well.

Poles or pegs are not included as silk tents are usually pitched on a rope or on poles cut in the woods as required. The sizes listed below are those in greatest demand, and at prices most reasonable.

White sail silk tent. Size 7 x 7 ft. height 6½ ft. Weight 6 lbs.	White sail silk tent. Size 7 x 9 ft. height 7 ft., Weight 7 lbs.
Price,..... \$17.25	Price,..... \$20.00
Same as above in Green Silk.	Same as above in Green Silk.
Price,..... \$28.50	Price,..... \$32.50



A Scout's Warmest Friend.

AN ALL-WOOL BLANKET.

Made of the finest quality pure soft wool in an Oxford grey colour, whipped at edges to prevent fraying. Size 60 x 80 inches.

Price, per Single Blanket.....	\$4.00
Price, per Pair of Blankets.....	\$7.50

BLANKET PINS:— Nickel plated and made of heavy steel wire 4 inches long. Points are fully protected when in use. Card of 6 Pins, Price per Card..... **35C**



A Page of Useful Hints for Your Camp



On the Care of Tents

IF it can possibly be avoided, tents should never be packed wet or damp. If, however, circumstances make it essential for this to be done, care must be taken to see that, at the first opportunity, the tents are taken out of their bags and thoroughly aired and dried, if possible in the open.

Never pack damp or dirty tent pegs touching tent canvas. If there is no peg bag, the pegs should be rolled in sacking or brown paper and securely tied, otherwise the pegs will rot and soil the canvas and the tents may get torn if the pegs are loose.

In the top of a bell tent there is a rope ring or grommet to take the top of the tent pole. Care should be taken to see that this is securely fixed, and that the top of the pole is fitting into the grommet.

Before turning in at night the guy ropes should be slackened, and also if rain has come on or is threatening. If this is not done the canvas is liable to rip or, at best, the occupants of the tent will be treated to a shower bath.

Particular care should be taken to see that tent eyelets are not pulled out, and that the brailings (or curtains) are treated with due respect.

If it is raining do not touch the canvas nor have any part of your kit in contact with it. If anything is touching you will find that the rain will pour through. If your tent is admitting water, find the spot where the drip is and run your finger from there in a straight line to the ground.



On Selecting a Camp Site

NEVER choose a camp site on account of the scenery. The best site is at the top of a gentle slope and on grass. It should be near water which is not fouled higher up the stream, and where there is plenty of dead wood to be had for firewood and permission can be had to take it.


Sandy places should be avoided. In a wind a sprinkling of sand will be scattered over everything, and as the pegs will have little grip the tent is liable to be blown over.

The site should be sheltered from storm, but see that you do not pitch your tent directly under a tree. If you do you will be treated to two rainstorms; the original one and a further one from the tree when the weather has cleared.

In examining a possible site always picture what it would be like on a wet day and decide accordingly; indeed it is advisable to select a particularly bad day on which to do your prospecting.

When you have found your ideal spot, get permission to camp there. It must be most annoying to have laboured for hours and then be politely (or otherwise) ordered off the ground.

While in camp do your utmost to assist the folks in your vicinity and, before leaving, call on the person who gave you permission to camp and offer your best thanks.



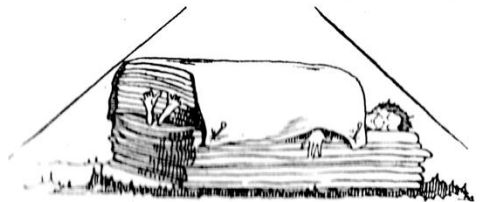
How to Strike a Bell Tent

TENTS should be dry when packed. If this is not possible they should be unpacked at the very first opportunity and thoroughly dried, otherwise when next you go to use them you will find them mildewed, and fit only for the ragman.

Before striking your tent see that the door is properly laced. See that there are no nails sticking in the tent pole. Now remove all curtain pegs, and then all other pegs except the main guys, which are generally painted red. Now roll up all loose ropes.

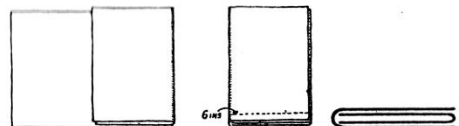
One person now stands by the pole and one person at each main guy. The person at the pole is in command. When ready to strike he orders, "**Stand to guys,**" whereupon those at the main guys take them from the pegs and hold them tight. On the command "**Strike,**" the pole is lowered and simultaneously those holding the rear guys run forward quickly, drawing the back of the tent under the pole. Those at the front guys stand still. Now remove the pole. The tent should be lying flat with the door uppermost. Roll up the main guys and fold each side of the tent into the centre. Then fold each side again into the centre.

Then roll the tent tightly from the top and drop it into the tent bag. Collect all pegs and mallets and put them into the peg bag. Place the peg bag on top of the tent and lace up the tent bag.



How to Use Blankets

BLANKETS are rather heavy affairs to take to camp, and it is useful to know how to use two blankets to give you two thicknesses on top and two underneath. And remember, it is important to have plenty **below**, because it is from there cold comes.



Lay out one blanket flat and fold over the second blanket in half, and place it on the other with the closed edge to the outside, as shown on the right above. Now fold the left edge right over the second blanket. Next fold under the bottom edge about six inches, and you get quite a cosy little sleeping bag of two thicknesses top and bottom.

Take a few large blanket pins with you, as listed on page 27, to pin your make-shift blanket sleeping-bag together—it will add to your comfort.

If you should find yourself short of blankets on an extra cold night, remember that any old newspapers put between the folds will give considerably more warmth.



Bows

ORDINARY QUALITY BOWS, STAINED AND POLISHED.

- No. 1. Boys'— 4 ft. 9 inches.....Price **\$1.25**
 No. 2. Ladies'—5 ft.....Price **1.50**

HORN-TIPPED BOWS, STAINED AND POLISHED WITH GRIPS

- No. 3. Boys'— 4 ft. 6 inches.....Price **\$2.50**
 No. 4. Ladies'—5 ft.....Price **3.00**
 No. 5. Ladies'—5 ft. 6 inches.....Price **3.75**
 No. 6. Men's— 6 ft.....Price **4.00**

SUPERIOR ENGLISH HORN-TIPPED BOWS.

With plush handles and Flemish strings; bows stained and polished.

- No. 7. Ladies'—5 ft.....Price **\$3.50**
 No. 8. Ladies'—5 ft. 6 inches.....Price **4.50**
 No. 9. Men's— 6 ft.....Price **5.00**

FINE ENGLISH TARGET BOWS.

Horn-Tipped, plush handles and Flemish strings.

- No. 10. Ladies'—Finest Lancewood 5 ft. 3 inches.....Price **\$7.00**
 No. 11. Ladies'—Finest Lancewood 5 ft. 6 inches.....Price **7.50**
 No. 12. Men's— Finest Lancewood 6 ft.....Price **8.00**
 No. 13. Ladies'—Finest Lemonwood 5 ft. 3 inches.....Price **9.00**
 No. 14. Ladies'—Finest Lemonwood 5 ft. 6 inches.....Price **10.00**
 No. 15. Men's— Finest Lemonwood 6 ft.....Price **11.00**

BEST HUNTING BOWS.

- No. 16. **English Lemonwood Hunting Bows**—Made by experts from specially chosen material. These Bows have been used successfully in all parts of the world. Fitted with finest whipped strings. Length 6 ft. Pull of 50 to 60 lbs. Price.....**\$12.00**
 No. 17. Similar to No. 16 but 5 ft. 6 inches. Pull of 40 to 50 lbs. Price.....**\$11.00**
 No. 18. **Finest Quality Ash Hunting Bow**—Specially seasoned wood and fitted with best wax linen string and painted cord—whipped grip. Length 6 ft. Pull 55 to 66 lbs. Price.....**\$21.00**
 No. 19. Similar to No. 18 with soft velour grip. Length 5 ft. 8 inches. Pull 43 to 50 lbs. Price.....**\$18.50**

EXTRA BOW STRINGS.

- No. 1.—Flemish Strings for 6 ft. Bow.....Price, each **\$.85**
 No. 2.—Flemish Strings for 5 ft. 3 in. Bow.....Price, each **.75**
 No. 3.—Best Whipped for 6 ft. Bow.....Price, each **1.25**
 No. 4.—Best Whipped for 5 ft. 6 in. Bow.....Price, each **1.00**
 No. 5.—Heavy Strings for hunting Bows. Made of hand woven waxed linen thread. Two lengths, for 5 ft. 8 in. and 6 ft. Bows. Price, each **\$3.00**

TARGETS.

Fine English Targets, Canvas Fronts, Handsomely Painted.

- No. 1.—15 inch diameter. Price.....**\$ 3.50**
 No. 2.—18 inch diameter. Price.....**4.50**
 No. 3.—24 inch diameter. Price.....**7.50**
 No. 4.—30 inch diameter. Price.....**10.00**
 No. 5.—36 inch diameter. Price.....**12.00**
 No. 6.—Official Tournament Target with specially prepared canvas face, 48 inch diameter. Price.....**20.00**

TARGET STANDS.

- A stand of improved pattern, tripod style, green enamel finish, can be set at any angle. Height 6 ft. Price.....**\$5.00**

*Bows are not Guaranteed against breakage.
 Always Bend Flat Side Out.*

Arrows

ENGLISH TARGET ARROWS.

- No. 1.—Deal, plain, 21 inch, 3 feathers, brass points. For 4 ft. 6 inch Bows. Price, Each, **15c.**.....Per Dozen, **\$1.75**
 No. 2.—Painted and polished, 24 inch, feathered, sharp points. For 5 ft. Bows. Price, Each, **25c.**.....Per Dozen, **\$2.50**
 No. 3.—Painted and polished, half nocks, 25 inch, feathered, sharp points. For 5 ft. 3 inch to 5 ft. 6 inch Bows. Price, Each, **35c.**.....Per Dozen, **\$4.00**
 No. 4.—Extra painted and polished, three-quarter nocks, 28 inch, feathered, sharp points. For 6 ft. Bows. Price, Each, **40c.**.....Per Dozen, **\$4.50**
 No. 5.—Best quality pine arrows, three-quarter nocks, 25 inch, feathered, painted and gilt decorated. For use with Bows 5 ft. 3 inch to 5 ft. 6 inch long. Price, Each, **60c.**.....Per Dozen, **\$7.00**
 No. 6.—Similar to No. 5 but 28 inch. For use with 6 ft. Bows. Price, Each, **65c.**.....Per Dozen, **\$7.50**
 No. 7.—Superior English Target Arrow, 25 inch, full nock, and footed, painted between feathers. For use with Bows 5 ft. 3 inch to 5 ft. 6 inch. Price, Each.....**\$1.50**
 No. 8.—Similar to No. 7 but 28 inch. For use with 6 ft. Bows. Price, Each.....**\$1.50**

BEST HUNTING ARROWS.

- No. 9.—English Small Game Arrow with one inch spear head, horn nock. Price, Each.....**\$2.25**
 No. 10.—Large Game Arrow with broadhead point, selected Birch Shaft, reinforced nock, 27½ inches long. Price, Each.....**\$2.25**
 No. 11.—English Large Game Arrow with two inch spear head, specially selected shaft, aluminium nock. Price, Each.....**\$3.00**

QUIVERS AND BELTS.

- No. 1.—English Quiver Belt of leather with metal Quiver. Ladies size. Price.....**\$2.75**
 No. 2.—Same as No. 1, but in Men's size. Price.....**\$3.00**

FINGER TIPS OR GUARDS.

- Specially designed leather Finger Tips, assorted sizes, for ladies and gentlemen. Price, per set of three tips.....**\$1.50**

ARM GUARDS.

- No. 1.—Latest improved pattern Arm Guard, three straps and buckles, made of heavy cowhide, men's size. Price, Each.....**\$1.75**
 No. 2.—Same as No. 1, but in ladies' size. Price, Each.....**\$1.50**

BOW COVERS.

- No. 1.—Cloth Bags for protecting bows, fastens with tape at top opening. For 6 ft. Bows. Price.....**\$2.00**
 No. 2.—Same as No. 1, but suitable for Bows 5 ft. 6 inches long and smaller sizes. Price.....**\$1.50**


BOW WAX

- The use of this specially prepared Wax prevents strings fraying and keeps them waterproof. Price.....**25c.**

ARCHERY INSTRUCTION BOOKS.

- American edition, including chapters on correct methods. Terms used, scoring, etc.....Price, **30c.**
 Archery Instruction Book, English edition.....Price, **50c.**
 Archery Scoring Book in gilt cloth cover.....Price, **50c.**

*All Archery Supplies are shipped via Express,
 and sent Charges Collect.*



The Use of the Axe

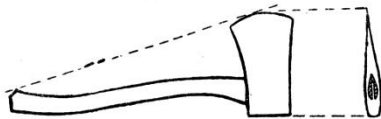


When choosing an axe think what use is to be made of it. The two main uses are: (1) for felling light timber, (2) for cutting firewood and trimming purposes. For the first, a light felling-axe is recommended; the weight should not exceed about 3½ lbs. For cutting firewood the hand-axe is most suitable.

There has been on the market a pattern of axe which has a sort of pick on one side of the head and a nail puller in the centre, and it has earned the name of the "Eric" axe. This axe is not as efficient as that which has a wedge-shaped edge and "dog-leg" haft.

Here is the type of axe recommended, with a plan showing the wedge shape of the head. Test for balance and true setting of the head; the cutting edge should be in a straight line with the centre of the butt, while the butt should be sufficiently broad to provide a "stop" to prevent the axe slipping from the hand.

When using the felling-axe clear away branches, scrubs, or any obstruction likely to come within the sweep of the axe, and make any onlooker stand away from the user at least two axe-lengths. If it is desired to ensure that the tree should fall in one particular direction accurately it is wise to fasten a length of rope to the tree at a convenient height and to have someone to haul on it when the final stroke is being given. As soon as the tree shows signs of giving the axeman should give the warning "stand clear," when onlookers should at once step back quite clear of the line of fall.




When cutting stand well up to the tree, and cut first of all on the side of the tree in which direction it is desired to fall. Cut as low as convenient so as not to leave too much stumpage. After cutting half-way through start on the opposite side, but a little higher up.

Do not leave your axe lying about "unmasked" when not in use. It is worth while looking carefully after the cutting portion, and, anyway, it may, and should be, sharp, and therefore dangerous. If it is likely to be used shortly, drive the cutting edge into a scrap of wood. If finished with for a while a useful "mask" is formed with a piece of leather and a bootlace.



A hand-axe should also be looked after carefully, the edge being kept masked when not in use. Do not leave it about to get rusty. Keep onlookers at a reasonable distance when you are using it and remember **DO NOT CHOP LEANING STICKS.** More than one eye has been lost by pieces flying up.



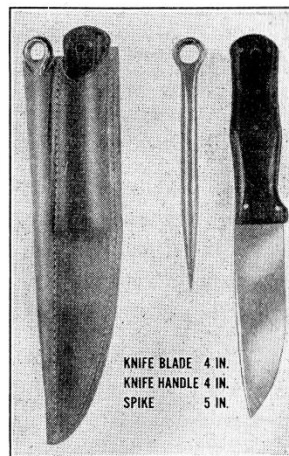
"Official" Scout Hand-Axe

Used at the Canadian Gillwell Training Courses, and adopted by Headquarters as the "Official" Scout Hand-Axe for Canada. Sold complete with a solid leather carrying case that can be attached to the Scout belt.
Price, complete with case..... **\$2.00**

"Official" Scout Felling-Axe

Made of the best forged steel head with steel wedge, weight 3½ lbs., complete with leather sheath for blade.
Price..... **2.25**

The Slop-Chest Sheath Knife



KNIFE BLADE 4 IN.
KNIFE HANDLE 4 IN.
SPIKE 5 IN.

FOR SEA SCOUTS


Price **\$6.00** (Complete)

The Slop-Chest Sheath Knife is eight inches long, its blade four inches long of chrom-vanadium steel of high tensile strength; has swedged back and glaze finish.

The Handle is dense Coca-Bolo wood, one-half inch thick with edges rounded and highly polished. It is brass riveted to the blade in five places.

The Wire Spike is about five inches in length, three-eighths of an inch in diameter, of special open hearth forging steel, heat treated and hardened with a heavy nickel finish.

The Sheath is eight inches over all, of a certain selection of specially treated leather. Both knife and spike wedge securely in sheath and the former is held in place by an inside stop preventing the point of the knife from being pushed through the end of the sheath.



The "Boone" Woodcraft Knife

We are pleased to list the famous "Boone" Woodcraft Knife, a counterpart of the "Official" article but of larger dimensions, suitable for Officers' use. Made of the finest Sheffield steel. Complete with leather sheath for attaching to belt. As illustrated.

Price..... **\$2.50**

Practical Uses of the Staff

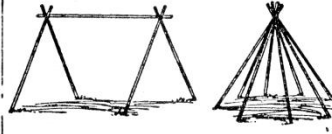
The illustrations given below show several different ways in which the staff will prove a handy and valuable article, essential to the Scout's Outfit.



The Staff is very useful for beating out bush fires and outbreaks which occur on open heaths




Wading a stream. Two or three Scouts grasp the Staff like this



Both patrol tents and tepees can be made with the aid of the Staff



To stop a mad dog, hold the Staff crosswise in front of you, and point it at the animal, as shown above



An improvised stretcher of coats and staves




A line of Scouts linked together on a night march.



When anyone falls through some ice, throw him your Staff so that he can grasp it like this until you can get a rope and pull him out



When climbing gates you can give yourself a push up with your staff



For erecting a flagstaff and forming a fence, the Staff is very useful



As a tripod for cooking, and also as a seat, the Staff is handy in camp



A clear view can be had by looking through a small hole drilled in the Staff

Further Uses of the Staff

- Measuring Distances Self-Defence Making Splints
- Jumping Ditches Making Rafts Bridge-Building
- Climbing a Mountain—

Carry the Staff crosswise, and if you slip, lean inwards upon it, against the side of the mountain. The weight of your body will then drive the end of the Staff into the earth, and so anchor you.

- Levering up Logs and Stones Rope Ladders
- Feeling the Way Over Marshy Ground
- Recovering Objects Floating in the Water—

First tie a line to the centre of the staff. Then tie a piece of string to each end of the staff, the other ends of these strings being tied to the centre line. That will keep the staff at right angles to the line that is in your hand.
By swinging the staff over the water, beyond the floating article you will be able to draw the latter in close to shore.



This picture shows a simple way of scaling a wall with the help of a Staff

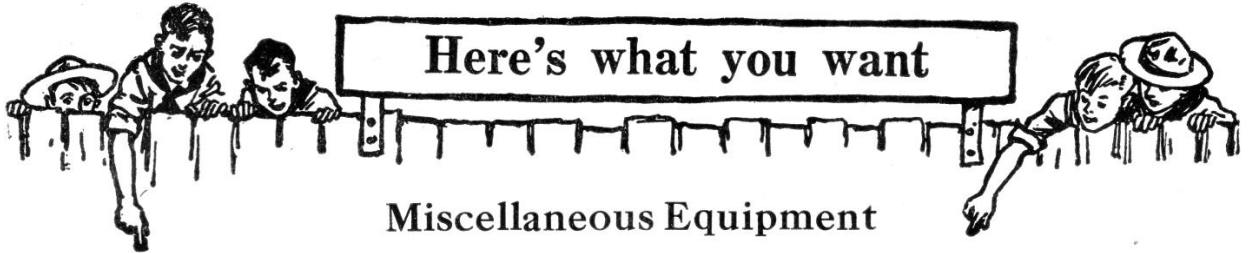
Important Notice

Scouts are strongly urged to obtain their own individual Staffs from the natural wood. These will be found much more serviceable than the ordinary factory made article.

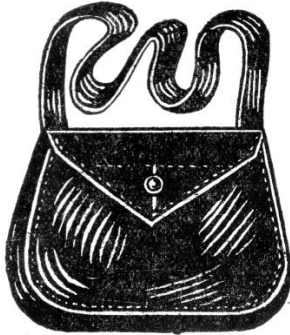
Factory Made Staffs (Only)

For the convenience of Scouts who are unable to obtain natural staffs, The Stores Dept. can supply staffs of finished wood at a cost of 35c. each or \$4.00 per dozen.

Note:—These are forwarded Express charges collect.

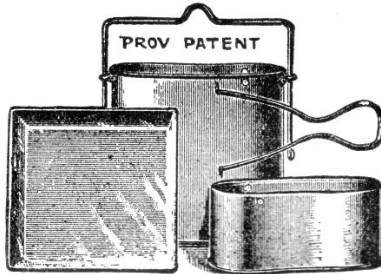


Miscellaneous Equipment



HAVERSACK:—Single pocket lunch bag or Haversack, made of good quality 8 oz. khaki duck, in small, medium and large sizes with strap for carrying over shoulder, as illustrated.

Small size, Price..... **75c**
 Medium size, Price..... **\$1.00**
 Large size, Price..... **\$1.25**




"The Jaarky."

BILLY-CAN, THE "JAARKY":—An improved combined mess-tin and billy-can of superior quality and specially recommended for camp cooking purposes. It comprises a cooking can, frying-pan or plate, cup, loose handle adaptable for all parts, which also serves as a toasting-fork. The whole packs together and is a convenient shape for the haversack. Price..... **85c**



HAVERSACK:—The best Haversack made and highly recommended for use of Officers. Made of 12 oz. Army Khaki Waterproof Duck with 9 pockets. An article that will last a lifetime and give every satisfaction. As illustrated. Price..... **\$3.50**
 Same as above but made of 10 oz. duck with 5 pockets. Price..... **\$2.25**

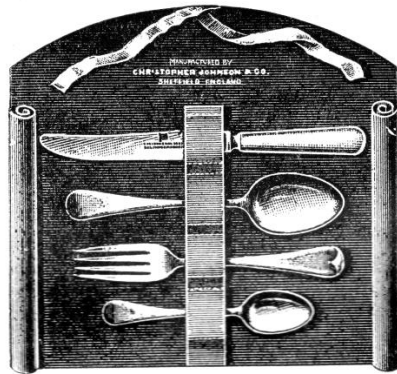


WHISTLE:—Every Scout needs a whistle. Here is one made specially for Scouts with ring for attaching to lanyard. Useful for signalling purposes. Price..... **35c**

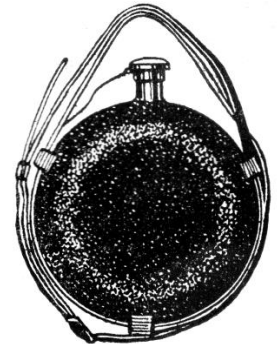
WHISTLE AND COMPASS:—Has a double note and reliable compass. Handy for signalling purposes. Price..... **55c**

LANYARD, Khaki:—Regulation make, good quality material. Make sure of your whistle by attaching it to one of these lanyards. Price..... **15c**


LANYARD, White:—Extra long superior quality. Price..... **20c**



CAMPERS' SET:—A really first class set comprising one knife with a steel blade and stain-resisting metal handle, two spoons and a fork of high grade super nickel, practically stainless. Complete with a rubberized waterproof khaki holder that can be rolled up when not in use and easily carried in the pocket or haversack. Price, complete..... **\$2.00**

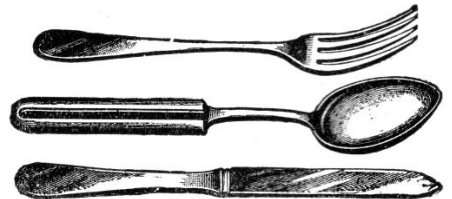


WATER BOTTLE:—Extra large Army type, slightly used, with heavy leather carrying straps, khaki covered. Splendid value. Limited supply. Price..... **\$1.00**




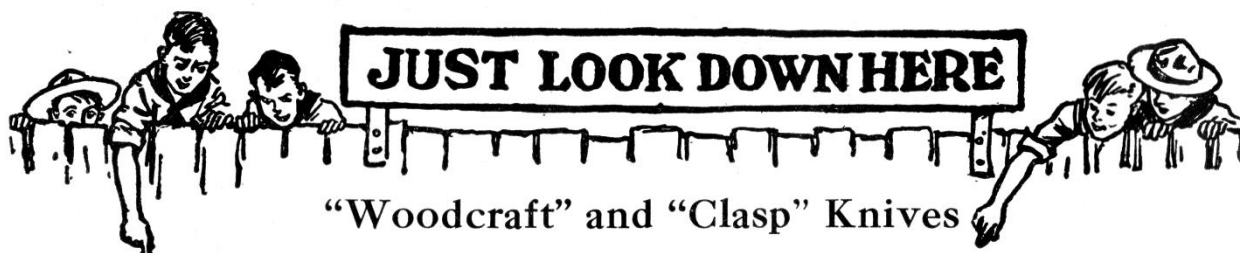
MONEY POUCH:—Solid leather, very durable, with slit for fixing on belt, a very handy article for camp or on a hike. As illustrated. Price..... **50c**

DESPATCH CASE:—A very handy article especially useful for Officers and Patrol Leaders. Made of good quality leather with loops for attaching to belt. As illustrated. Price..... **75c**



COMBINATION KNIFE, FORK AND SPOON:—Very compact and made from rustless "Potosi" metal. Scouts will find this a real useful article and one that is needed at camp. All articles clip together and take up very little space in the haversack or pocket. As illustrated. Price..... **\$1.00**





THE "Woodcraft" and "Clasp" knives featured on this page have been made specially for the Association and are of the finest quality in material and workmanship that can be obtained.


Both knives were made according to specifications laid down by The Dominion Camp Chief and are manufactured by a leading Sheffield firm who are renowned for their class of cutlery.

The "Woodcraft" knife is enclosed in a special leather sheath which can be securely fastened to the belt, and is without a doubt a "real" outdoor knife which will appeal especially to the older boy and to Officers.

The "Clasp" knife is a most handy article as will be noted by the illustration. Its several useful implements make it indispensable for general use and camp life.

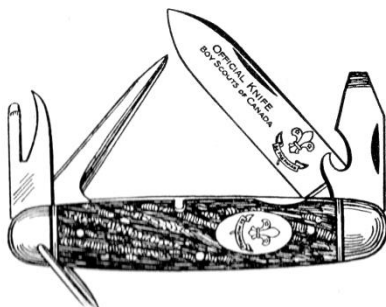
Both knives bear the "Official" crest of the Association which in itself is a guarantee of quality.

OFFICIAL "WOODCRAFT" KNIFE AND SHEATH..... \$2.00
 OFFICIAL "CLASP" KNIFE..... \$1.75



Woodcraft Knife
(in Sheath)

FOR ROVER SCOUTS
 Rover Scouts are permitted to carry a "Skean Dhu" knife, which is worn in the stocking. These can be supplied complete with a leather case.
 Price..... \$1.25



"OFFICIAL CLASP KNIFE"
 A Real Knife for a Real Boy.

"No order for our supplies is so large that its details escape our attention, or so small that we do not cater for it."




Woodcraft Knife
(showing Blade)

The Boy Scout Sharpening Stone

No need now for dull tools in your kit. Take this handy little **Carborundum Boy Scout Sharpening Stone** and see how quickly—how easily—it will put a keen, fast-cutting edge on your Scout Knife—your Scout Axe—or any of the edge tools in a Scout's outfit. It is made of **Carborundum**—the greatest of all sharpening materials.

The stone is just of the right handy size and comes to you in a neat, genuine leather case with a loop for fastening to your Scout Belt.


Don't go to camp this summer without one. Every boy and Leader needs it to keep his edge tools right. **Price.... 80c**



SCOUT KNIFE:—Strongly made of best workmanship and finish, has one blade and marling spike. As illustrated. Price.... **85c**

KNIFE SHEATH:—Made of best leather with loop for attaching to belt, handy article for carrying a knife. **Price..... 30c**

LARIAT ROPE:—Of heavier rope than spinning rope and 36' in length. As illustrated. **Price..... \$2.00**



SPINNING ROPE:—Made from specially selected material which has been thoroughly tested. Length 21½'. Price. **85c**




HANDY ARTICLES FOR HIKING AND CAMPING



The "Gillwell" Canteen

Approved by the Imperial Boy Scout Headquarters.




Measurements when packed, overall width, including socket, $9\frac{3}{4}$ inches; overall depth, $3\frac{1}{2}$ inches.


The illustration above shows how completely the articles comprising the Canteen fit together. Although not included in the outfit, a mug, as listed below, can quite conveniently be carried inside the pan.



The Pan, $6\frac{1}{4}$ inches diameter, $2\frac{1}{2}$ inches deep, and complete with lid, is a seamless stamping from sheet tinfoil.



The Plate measures $7\frac{1}{4}$ ins. inside diameter by $1\frac{3}{8}$ ins. deep.



The Fry Pan which can also be used as an ordinary pan (as shown in the illustration), is fitted with a socket.

There is not a seam in any section of the Canteen, and all handles and fittings are securely rivetted, not soldered.

Complete Canteen (without Mug), aluminum
Price.....\$2.50

Enamel Mugs and Plates



The Enamel Mugs and Plates quoted are of the best British Manufacture, made of Stout Tinfoil, Thickly Enamelled. They will stand rough usage without chipping.


Mug, $\frac{1}{2}$ pint size with handle. Price each..... 25c

Note:—The above Mug can be carried inside the "Gillwell" Canteen.



Plates deep pattern $8\frac{5}{8}$ in. diameter.
Price, each..... 25c

The "Trio" Nest of Paint Pots



Entirely new and admirably suited for Patrol use. One "Trio" nest provides all the cooking utensils necessary to cook a meal for six or eight persons. The Paint Pots being specially made to fit into each other are exceptionally easy to carry and take up little space.




The deep lids, each fitted with a handle, can be put to innumerable uses, such as fry pans, bowls, cups, and if reversed over the corresponding Billy as steaming pans.

Made throughout of heavy gauge tinfoil, all seams specially strengthened. The lids are seamless, being stamped out of the solid sheet.

Small Size, capacity 2 pints, Price..... 60c
Middle Size, capacity 4 pints, Price..... 75c
Large Size, capacity 6 pints, Price..... 90c
Complete Nest. Price..... \$2.00

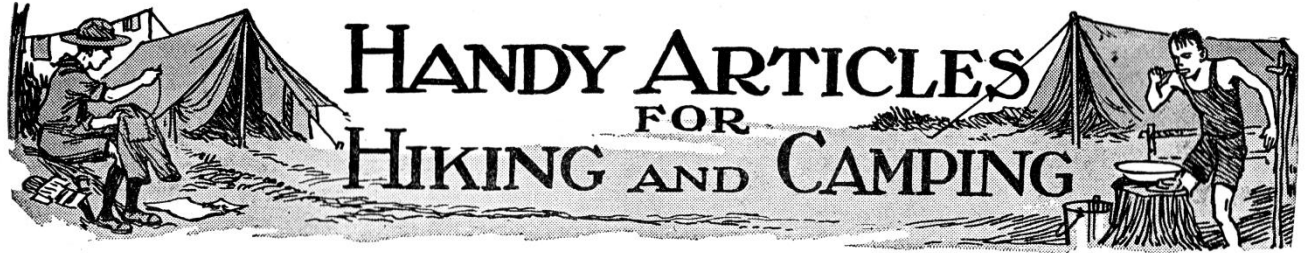
The overall measures of the largest size are: Height, $7\frac{1}{2}$ ins.; diameter, $8\frac{1}{4}$ ins.

Frying Pan

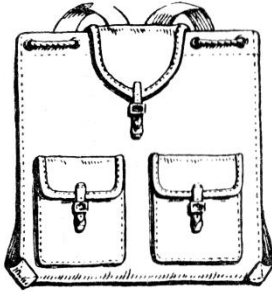


This frying pan of seamless steel is the same as used by all backwoodsmen. It has a hollow handle cut off three inches from the base, which permits of a green stick to be inserted. You then have a much longer handle for cooking purposes and one that will keep you clear of the fire. An invaluable article for the hike or camp. Size 8 inches.

Price..... 65c



HANDY ARTICLES FOR HIKING AND CAMPING



Rucksacks


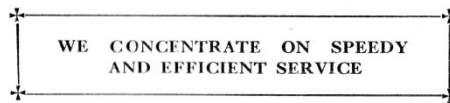
FOR light hiking you cannot beat the Rucksack if made in a shape which is deep and not too wide. The one featured herewith is made specially for Headquarters from a design of **The Eminion Camp Chief**, and is roomy enough to carry all requisites for an overnight hike.

Made of 8, 10 and 12 ounce khaki waterproof duck; well sewn with heavy thread and reinforced at points of greatest strain; has two outside pockets for carrying small articles and watertight top piece with draw strings.

Size: 21 x 18 inches with 2 pockets 10 x 6½ inches.

Rucksack

No. 1 of 8 oz. khaki duck.	\$2.50
Price.....	
No. 2 of 10 oz. khaki duck.	\$3.00
Price.....	
No. 3 of 12 oz. khaki duck.	\$3.50
Price.....	



Pedometer

This 100-mile Pedometer registers every step you take. Add to the fun of hiking by knowing how far and fast you travel. Full directions enclosed with each pedometer. **Price..... \$2.75**

Dunnage Bags

The Dunnage Bag is the handiest and most compact method of carrying supplies or clothing to camp, summer resort, or on canoe trips. All our bags are made of extra quality 10 ounce or 14 ounce duck, with strap handle on bottom. Grommeted at top and fitted with strong rope.



10 oz. Khaki Duck.

No. 1—Size 12 x 30 in.	\$1.50
Price.....	
No. 2—Size, 14 x 36 in.	\$1.75
Price.....	
No. 3—Size, 14 x 42 in.	\$2.00
Price.....	


14 Oz. Waterproof Khaki Duck with Waterproof Throat sewn on inside.

No. 1—Size, 12 x 30 in.	\$2.50
Price.....	
No. 2—Size, 14 x 36 in.	\$3.00
Price.....	
No. 3—Size, 14 x 42 in.	\$3.50
Price.....	

Dunnage Bag Locks and Handles

Brass handle and strong padlock, with two keys.

Price Complete..... **\$1.25**



Heavy Brown Duck Waterproof Sleeping Bags

Heavy Brown Waterproof Duck 6½ feet x 3 feet, plain sides without wall.

Price..... **\$8.00**

Heavy Brown Waterproof Duck, same size as above with laced opening down front.

Price..... **\$9.00**

Metal Camp Mirror

Just what you want for camp—an unbreakable mirror. Made of highly polished thin metal that can be hung on tent pole, tree, or carried in the pocket. The mirror is contained in a khaki carrying case. Size 2¾ by 4 inches.

Price..... **50c**



"Aluminum" Individual Camp Cooking Outfit

The outfit contains everything that is needed for Camp Cooking and consists of Alum. Fry Pan, Tinned Fork, Alum. Pail Cover and Plate, Alum. Drinking Cup, Alum. Pail, Alum. Stew Pan, Tinned Spoon, Khaki Bag.

The Fry Pan has a detachable handle which makes it easy to keep the pan clean, and has a hole in each end through which a stick may be inserted so that one may keep out of the smoke and heat of the fire when cooking. A novel feature of the Coffee Pail is its cover which is so made that it can be used as a plate.

All utensils nest and pack between Fry Pan and Plate and fit snugly into a khaki carrying case with Shoulder Straps.

Price..... **\$3.15**



Camp Cot


A full length, easy, comfortable bed, covered with 12 ounce double filled brown duck. It is easily and quickly opened and folded, and stands firmly, adjusting itself to uneven ground when necessary. This bed when not in use can be folded and is easily carried. Dimensions: Opened, 6 ft. 6 in. long, 2 ft. 4 in. wide, 14 in. high; folded, 3 ft. 3 in. long, 4 in. thick, 5 in. wide.

Price..... **\$5.50**

Waterproof Ground Sheets

Waterproof Sheets or Blankets for campers' use. An invaluable article in camp, on trail or in the canoe. These blankets are made extra strong and will not tear readily. They are, however, light in weight and will roll up into a small package for packing. Lustre Finish Blankets, finished with grommets in each corner. Size 36 x 78 inches.

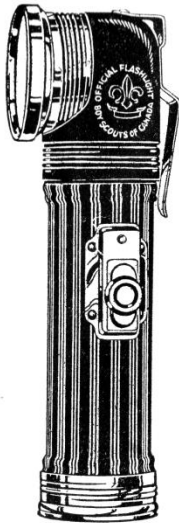
Price..... **\$3.00**





And Now!

The New "Official" Boy Scout Flashlight



"Official"
Boy Scout
Flashlight

A Flashlight that has been specially designed for Boy Scout requirements. It may be worn on the belt as a marching or hiking light, suspended by its own ring as a temporary tent light, or stood up erect if desired. It has a 200 foot range with focusing lenses for spot light or wide area focus. Its combination switch permits its use for signalling purposes as well as for a steady light. Its case is of durable khaki-coloured finish. Here is a Flashlight that your Stores Department is proud to add to its ever growing list of "Official" and "Standard" supplies, and an article that is well worthy to carry the "copyrighted" markings of the Association.

Price (complete with battery).....**\$3.00**

**No other flashlight is
QUITE SO GOOD**

It can be quickly opened and closed in the dark and is absolutely water and moisture proof. There is a rubber gasket in the cover. Made of seamless drawn brass, heavily nickelled, $\frac{3}{4}$ inch inside diameter. They are always a comfort and sometimes they save lives.

Price.....**75c**

**Waterproof
Match Box**



**"Official"
Firemaking Set**

We now offer a NEW, SPEEDIER and BETTER firemaking set, that will be found to be a great improvement over our former article.

The set consists of a bow with a leather thong, a drill and a drill socket, notched fire board and package of tinder, together with full detailed instructions. The whole contained in a cardboard carton.

Price (Complete).....**\$1.25**
Extra tinder for above set, per package..... **25c**
Extra fire boards for above set, Price..... **20c**
Extra spindle for above set, Price..... **20c**

At Last!

Really Good Bird Troop Calls!

Something we have been looking for, and you have been waiting for!


They provide a truly scouty way of handling your troop: An Alert signal,—the call of a Crow, a Wild Duck, Wild Goose, Wild Turkey or a Hawk—then a Hand Signal. No shouted commands!



A Crow Call

This gives a remarkably realistic imitation of the caw of a young crow, and can be heard at a great distance.

Price.....**\$1.00**



A Duck Call

Also most realistic. Easy to blow, and retains its tone without regard to climatic conditions. Duck hunters use it.

Price.....**\$1.00**



An Adjustable All-in-One Call

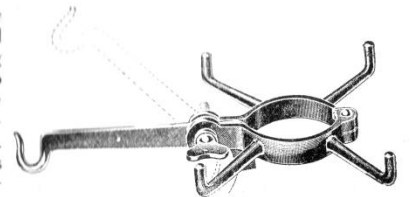
An easily adjustable tone control gives the call of a Wild Duck, a Wild Goose, A Turkey, Crow, or Hawk.

Price.....**\$1.50**

All calls are made in hard black rubber, and good for years of use with ordinary care.

Tent Pole Hooks


A very useful article for clamping to Bell Tent Poles, consisting of a circular clamp to which is fixed five hooks for hanging garments or other articles. One hook also acts as a locking lever to prevent the clamp slipping.



Price.....**75c**

Flint and Steel Set

Something every Scout should have for fire making. This set consists of a piece of vanadium steel and a piece of quartz in a compact khaki carrying case with extra pocket for tinder. Full instructions accompany each set.




Price (complete).....**75c**



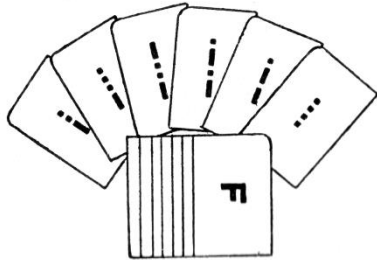
Signalling Flags

The material used in the manufacture of our Signalling Flags is of the best and can be depended upon to give entire satisfaction.

- SEMAPHORE FLAGS:**—White with blue stripe, size 18x18.
 Price per pair..... **80c**
- SEMAPHORE FLAGS:**—All blue, size 18x18.
 Price per pair..... **75c**



- MORSE FLAGS:**—White with blue stripe, size 24x24.
 Price each..... **60c**
- MORSE FLAGS:**—All blue, size 24x24. Price each..... **55c**
- SIGNALLING FLAG STICKS:**—Well balanced sticks, made specially for Scouts, can be used with either Morse or Semaphore Flags.
 Price each..... **25c**




Morse Cards


Signalling Cards

These packs of Morse and Semaphore cards are very popular as a quick and easy way to learn signalling. They can be used either for self-instruction or self-examination, or by two parties.

Per Packet..... **25c**



Semaphore Cards



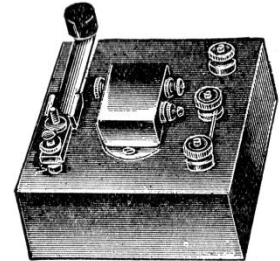
Morse Practice Key

A practical key that is most useful for the sending and receiving of the Morse Code. Adjustable key and terminals.
 Price..... **\$1.25**

Pocket Signal Reminder

This handy card folder gives you the Morse and Semaphore Alphabets, special signalling signs and call letters, etc., etc. Small enough to fit into your pocket, but easily read at a distance.

Price per Card..... **5c**
 Price per Dozen Cards..... **50c**



Buzzer Set

A compact instrument, mounted on a base, the underside of which is recessed to accommodate a battery of the stand pocket lamp type. The key is neat and sturdy, and the buzzer, which has an adjustment to give a range of notes, thoroughly reliable.
 Price (without Battery)..... **\$2.25**

Signalling Message Forms

Handy forms for the writing and receiving of messages. Made in a size convenient for the pocket or haversack.

Pad of 50 forms
 Price..... **25c.**

The Scout Signaller

This book will fill a long felt want in helping the Scout to become proficient in this very useful and interesting subject. It has been compiled by an expert who by the aid of splendid illustrations shows you "HOW" and "HOW NOT TO" Signal, and is kept up-to-date with the latest rules and regulations. A book well worth having.

- Price per single copy..... **20c**
 Price per dozen copies..... **\$2.20**





"TILL THE DOCTOR COMES"



BAND-AID:—Should be included in every Boy Scout's equipment; its a handy dressing to apply to numerous cuts received while at play and to the ordinary injuries incidental to household or mechanical work. The package contains:—Six narrow strips of Adhesive Plaster with center pad of gauze, and three wider pieces from which can be cut strips of any width needed.
Price..... **25c**

FIRST AID ANATOMICAL CHART:—Complete with 13 diagrams on roller. Specially adapted for lecture work, and full of interesting and helpful knowledge of the human body. An asset to any Troop Headquarters
Price..... **\$1.50**

THE SANOID TRIANGULAR BANDAGE:—A perfect bandage for First Aid work. Each figure and bandaging position is numbered, and shows how the various folds and turns are made. All Scouts should carry one of these bandages in his haversack and so be ready for any emergency.
Price, each..... **50c**



FIRST AID AUTO KIT:—This kit is made especially for emergency when travelling by automobile, it is however a very handy kit for any First Aid work. The contents which are very complete are contained in a substantial metal box with a patent fastener, the whole being covered with a khaki waterproof cover. We recommend this kit as a Troop property and for use in the home. Size, 7 1/4 x 5 1/4 x 1 3/4 in. Weight, 1 pound, 2 ounces.
Price..... **\$3.50**

SCOUTS "BE PREPARED"

Here is your
"Official"
First Aid Kit



"Be Prepared"—That's your slogan for the many services a Scout may be called on to perform. But of all the services a Scout may render there is none greater or finer than that of rendering speedy First Aid when occasion demands.

Of course, you know this. You know the danger that lurks in neglected or improperly cared for wounds—no matter how small. You have learned about it while qualifying for your Ambulance Badge, and have heard it time and again from your Scoutmaster. But what should you have to be properly prepared for the accident emergency? Perhaps this question has puzzled you. But now it has been answered for you, once and for all.

A Standard, Official Boy Scouts' First Aid Kit has been created for you—made to the exacting specifications of Headquarters. It is a handy kit—a compact and complete kit—containing every essential for the rendering of First Aid.

Here is what the Kit contains:—


- 1 tube Burn Emollient (for burns, sunburn and insect bites).
- 1 tube Savon Cream (for poison ivy).
- 2 Finger Bandages.
- 1 roll Adhesive Plaster.
- 4 Ampoules Mercurochrome (antiseptic solution).
- 1 Bandage Compress.
- 3 pieces Band-Aid.
- 1 Gauze Pad 3"x3".
- 1 package Absorbent Cotton.
- 2 Safety Pins.
- 1 First Aid Instruction Book.

Packed in a waterproof, air-tight tin box and fitted into a canvas carrying case, with a belt loop so it can be worn on your scout-belt.

PRICE **\$1.25** POSTPAID

Refills for the Official First Aid Kit can be obtained from all Drug Stores.

**HOUSE
KIT
Price
\$3.75**



FIRST AID HOUSEKIT:—One of the most compact kits on the market. Ideal for use as a Troop property and a necessity for every home. Can be attached to the wall and contents easily removed for immediate use.

Size 9x7 1/4 x 2 inches, weight 2 pounds, 2 ounces. Complete in a beautiful metal box with a splendid First Aid Book.
Price..... **\$3.75**

"TABLOID" FIRST AID:—A very compact First Aid Kit that can be easily carried in the pocket, contains:— Compressed Dressings, Absorbent Cotton, Boric Gauze and Swab, Camel Hair Brush, Safety Pins, Adhesive and Court Plaster, Aromatic Ammonia, Borofax, Carron Oil.
Price..... **\$1.50**



THE "FASTNET" POCKET FIRST AID KIT:—This handy little pocket kit is just the thing for Scouts when called upon to render First Aid. It contains all requirements for the care of an injury and is the ideal kit to help Scouts in the practical side of gaining their Ambulance Badge.
Price..... **75c**



COMPASSES and WATCHES



MAPLE LEAF WATCH:—The standard of the world in a low priced watch, carefully packed in a specially made box. An ideal watch for any boy to possess.
Price..... **\$1.75**




WRIST RADIOLITE WATCH:—The most convenient watch made, always handy and available. Has luminous figures and hands which permits the time to be read in the dark.
Price..... **\$5.00**



MAPLE LEAF RADIOLITE WATCH:—At last a practical and inexpensive night-watch; the time can be easily seen in the dark. The watch has luminous figures and hands.
Price..... **\$2.50**



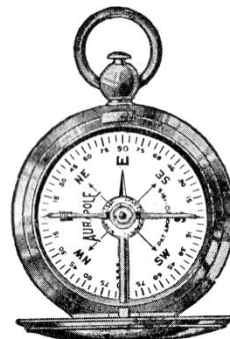
MARBLE'S POCKET COMPASS:—Made with waterproof screw case, accurately balanced, and very handy for carrying in the pocket. Revolving dial
Price..... **\$1.50**



THE CEEBYNITE:—A luminous point, floating dial, hunter case model, made of white metal. The north and south points are treated with a permanently luminous radioactive compound, which makes them plainly visible at night. An automatic stop lifts the dial and needle off the centre point when the case is closed.
Price..... **\$3.25**

MARBLE'S POCKET COMPASS (Luminous Dial):—Same as the above but with a luminous dial that can be read as plainly in the dark as in the light.
Price..... **\$2.00**

PLANISPHERE:—This is a chart showing the principal stars visible for every hour of the year. A most interesting and instructive article to possess. Complete with full instructions on back.
Price..... **50c**



THE AURAPOLE:—This compass is fitted with a Bar needle, heavily magnetized, delicately balanced and extremely sensitive. The centre is jewelled and a stop lifts the needle off the centre point when lid of case is closed. The dial is aluminum plainly marked.
Price..... **\$3.00**




MARBLE'S COAT COMPASS:—Never goes wrong. It attaches to outside of coat and is waterproof. Always in sight and balances so readily that direction can be taken while walking. Does not easily become demagnetized. Revolving dial.
Price..... **\$2.00**




THE TELEWAY:—Has enameled card dial, divided and figured. Special steel needle carefully magnetized and fitted with a jewelled centre. Brass case, finished in black bronze, diameter 1½ in. A heavy bevelled crystal serves as a cover, making the whole practically dust and water tight.
Price..... **75c**

MARBLE'S COAT COMPASS (Luminous Dial):—Same as the above with the exception that it has a luminous dial permitting the point to be seen as plainly in the dark as in the light.
Price..... **\$2.25**

24 HOUR SERVICE.
Orders are usually shipped within 24 hours after we receive them. You get the best service as well as the best values.



THE LEEDAWL:—A good compass that will last a lifetime. White metal case (cannot tarnish), snap-in beveled crystal glass, screw top, no dirt or moisture can get inside. Jewelled needle untarnishable silvered metal dial, heavy tempered steel point.
Price..... **\$1.25**



How to Carry Colours

An article that will "Put you right"

By PERCY ARMYTAGE, C.V.O.




Fig. 1.

This is the correct manner in which to carry a colour "At the Slope," and is the method which should always be observed when marching.

THE usual flags for a Troop should be the Union Jack and a Scout Troop Flag bearing the name of the Troop, while for a Pack it should be the Union Jack and the Pack flag, bearing the name of the Pack. The size of the Union Jack when used as a "colour" should be 3 ft. 9 ins. by 3 ft., and when used for a flag staff the length should be double the width. Both these sizes are listed in this Catalogue (see page 41). There are only two correct ways of carrying a Colour. Either:

- A. At the "Slope."
- B. At the "Carry."



Fig. 3.

The colour should be held "At the Carry" only on certain ceremonial occasions. Care should be taken to see that the knuckles of the hand, holding the flag, are to the front as shown above.

When marching, the proper method is at "the Slope" which means the pole being rested on the shoulder, as in Figure 1, and the flag held against the pole between the finger and thumb so that it hangs in graceful folds.

There is a very common practice amongst Troops and Packs to carry a flag sticking out like a Friendly Society's Banner (Figure 2). This is absolutely wrong and looks very bad. The other way to carry a Colour is, as stated above, "at the Carry," when the flag carrier should be used, see Figure 3, but it is only done on certain ceremonial occasions, such as:

- A. Marching past the Saluting Base at a Rally.
- B. Carrying the Colour in a Church.
- C. Passing sentries who salute.

When holding the flag "at the Carry" great care must be taken that the knuckles of the hand holding the flag should be at the front, Figure 3. Colours should be allowed to fly out and lowered only for a Royal Salute to His Majesty the King, members of the Royal Family, and to His Excellency the Governor General as the representative of the King. (See Figure 4.) The Union Jack is always the King's Colour, except in the Brigade of Guards where it is the Regimental Colour, and the King's Colour is a deep red flag with the King's cipher and other emblems on it. The King's Colour (Union Jack) is always carried on the right.

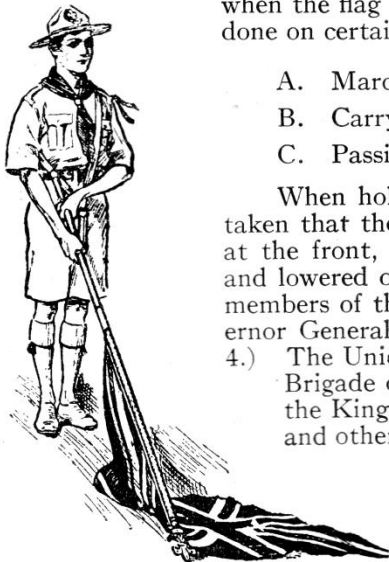


Fig. 4.

Colours should only be lowered for a Royal Salute to His Majesty the King and members of the Royal Family, and to His Excellency the Governor General as the representative of the King.

NOTE:—Leaders of Troops and Packs are requested to take careful note of the above regulations.

On the opposite page of this Catalogue will be found listed the "Official" Flags and Equipment necessary for Troops and Packs.




Fig. 2.

This is "How it shouldn't be done." Holding the colours as you see above reminds one of a Friendly Society's Parade.

Flags For Scout Use

Troop and Pack Flags, Flag Poles, Mounts, Carriers, etc.



BOY SCOUT FLAG POLE MOUNT:—The "Fleur-de-Lis" in solid brass, made with a socket for fixing on the flag pole. This mount is very useful in cases where troops make their own flag poles. As illustrated.
Price..... **\$1.50**

BOY SCOUT TROOP FLAG POLE:—Specially made for the troop flag and Union Jack (Colours), with jointed brass fittings, complete with a brass flag pole mount. Length 7 ft.
Price..... **\$5.00**

WOLF CUB PACK FLAG POLE:—Made specially for the Pack flag and Union Jack (Colours), with jointed brass fittings and finished with brass flag pole mount. Length 7 ft.
Price..... **\$5.00**



FLAG POLE CARRIER:—Made of all leather with shoulder straps and cup for placing the flag pole. An easy and effective means of carrying the flag and one that makes it comfortable for the boy. As illustrated.
Price..... **\$1.50**



UNION JACK (Colours):—Made of the very best wool bunting with loops for attaching to flag pole. Size 3 ft. 9 in. by 3 ft.

Price..... **\$3.75**

UNION JACK:—Made of the same material as above with halyard for hoisting on flag staff, size 4½ ft. by 2¼ ft.

Price..... **\$3.50**




WOLF CUB FLAG POLE MOUNT:—The "Wolf Cub" in solid brass made with socket for fixing on the flag pole. Very useful in cases where Packs make their own flag pole. As illustrated.
Price..... **\$1.75**



BOY SCOUT TROOP FLAG (Colours):—The "OFFICIAL" troop flag for Boy Scouts, made of special green wool bunting with Scout crest and motto in yellow; size 4½ feet by 3 feet.
Price..... **\$6.00**

NOTE.—Troop names can be put on the flag at an extra cost of \$2.25.

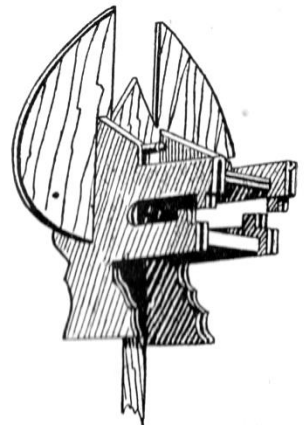


WOLF CUB PACK FLAG:—The "OFFICIAL" pack flag for Wolf Cubs, made of special yellow wool bunting with a Wolf Cub and motto in green, size 4 feet by 2 feet 6 inches. As illustrated.
Price..... **\$5.50**

Note.—Pack names can be put on the flag at an extra cost of \$2.25.



FLAG POLE CORDS:—Made of pure yellow silk, finished with two tassels, adds greatly to the appearance of the troop or pack flag and pole.
Price..... **\$2.50**



THE TOTEM HEAD:—A Pack is entitled to carry a Totem pole. We can supply the head only, as illustrated.
Price..... **\$3.00**



Rover Scout, Boy Scout and Wolf Cub Emblem Rings



Prices Solid Silver Rings

No. 1.....	\$2.00
No. 2.....	1.50
No. 3.....	2.50



Prices Solid Gold Rings

No. 1.....	\$5.50
No. 2.....	5.00
No. 3.....	7.00



IT is with pleasure that we list herewith a complete range of Emblem Rings for the different branches of the Association. These rings are beautifully made in solid silver and 10K gold, with the several emblems artistically produced in colours. They make ideal prizes or gifts as well as showing membership in the Association.

Boy Scout Rings

- PURPLE FOR COMMISSIONERS
- GREEN FOR SCOUTMASTERS
- RED FOR ASST. SCOUTMASTERS
- YELLOW FOR BOY SCOUTS

Designs

GREEN FOR ROVER SCOUTS

Wolf Cub Rings

- WHITE FOR DISTRICT CUBMASTERS
- GREEN FOR CUBMASTERS
- RED FOR ASST. CUBMASTERS
- YELLOW FOR WOLF CUBS

Measurement Scale for Scout Rings


How to Find the Size of Rings Required



Measure around the finger with a slip of paper or a piece of string, then compare it with the ring scale as above. If the paper or string should measure between the sizes it is advisable to order a half size larger, i.e.; if your finger measures between sizes 6 and 7 you should order size 6½ and so on.

Important

When sending in an order for rings please be sure and give the correct size and colour design required.



Silver Plated Spoon

As
Illustrated

Price **75c**

THE many requests received by The Stores Dept. for a suitable Patrol competition or individual prize has prompted us to list herewith this Silver Plated Spoon with the Scout Emblem neatly engraved. We believe that this article will meet the requirements for such purposes as well as being in general demand.

Each spoon is a fine example of the Silversmith's art, and is contained in its individual box of special design.

MISCELLANEOUS ARTICLES

Mouth Organs

For the hike, for camp, for troop and for home; by day and by night, the old mouth organ is The Thing. Why? That's easy! Because it slips into your pocket and goes everywhere; because it makes so much joyous, happy music compared with other instruments much more costly. No better harmonicas made, and none so good at the prices near these.

"Marine Band" Harmonica. Has ten single holes, 20 reeds, nickel-plated; put up in fancy box. Very popular with Scouts
 Price..... 65c

Auto Valve Harmonica. Ten double holes, 40 reeds, nickel-plated; each in fine box. Easy blowing and a fine contest or concert harmonica.
 Price..... \$1.50

NOTE:—With each order for mouth organs is included a free instruction book showing you how to learn to play.



* * *

BRAYCO is a scientifically constructed still-picture projector which uses strips of standard size non-inflammable picture film instead of heavy, fragile glass slides. Each strip of film contains from 16 to 100 separate pictures. Brayco weighs but four pounds and is 10½ inches high; but is so simply, yet ruggedly constructed, that it may be operated by a child, and with reasonable care will last a lifetime.

* * *

BRAYCO may be attached to any electric light outlet, using either alternating or direct current. The operating cost is about one cent per hour and all fire hazard is absolutely eliminated. Brayco may be operated from an automobile battery of 12 to 16 volts, either wet or dry cell.

* * *

THE BRAYCO PICTURE PROJECTOR with 12 films on Scouting activities, and book of lectures, can be rented from Headquarters at a cost of \$2.00 for each time used, plus express

charges both ways. You may also rent for an additional \$2.00 per day 60 Lantern Slides featuring Scout or Cub work.

Applications for either the BRAYCO or LANTERN SLIDES should be sent in advance of the date required in order to make sure that such are available, together with rental fees.




Targets

For use in the tests for the Marksman Badge, 15 yd., 20 yd. and 25 yd. regulation targets
 Price per dozen..... 25c

BRAYCO

A UNIVERSAL PICTURE SERVICE



The Brayco Projector

Phonograph Records

Double-Sided.

By Sir Robert Baden-Powell, Bart., K.C.B., K.C.V.O., LL.D., F.R.G.S. Scout Officers Training Centre (Gillwell Park).

3560—Address to Boy Scouts. Address to the Public.

3561—Grand Howl by Cubs. Address to Parents of Cubs.

3562—Scout Yells and Choruses. Patrol Calls.

3563—Address to S.M.'s and Commissioners. General Address to Parents.

4263—A Boy Scout's Camp Fire (both sides).

Price Each..... \$1.00



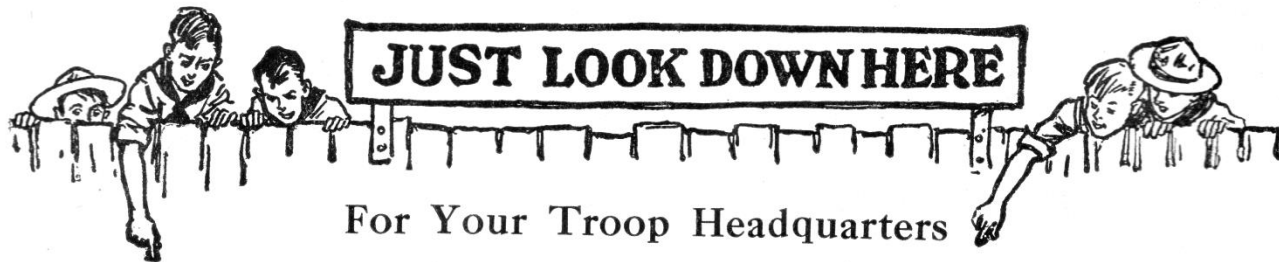
* * *

BRAYCO projects on screen, wall, ceiling or floor, pictures from 4x5½ inches to 8x11 feet, depending upon the distance from the projecting surface. No special screen is needed, as any plain flat surface will do. Its standard lens is adapted to the ordinary club room or small hall. For the longer focal distances, a special lens is provided.

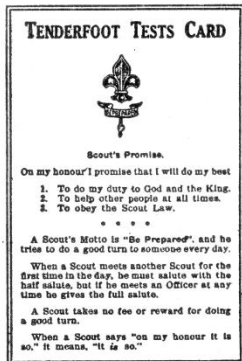
* * *

BRAYCO can project as many as one hundred pictures per minute or one picture may be held on the screen indefinitely. In a strip of film 3 to 10 feet long, Brayco will give 90% of the educational or entertainment value of 1,000 feet of motion picture film, and at less than one-tenth the cost of glass slides.

* * *



For Your Troop Headquarters



Tenderfoot Tests Instruction Card



Handy strong card for giving to prospective Tenderfoot, folded in three, convenient for boy's pocket. Gives:—The Scout Law, The Union Jack in colours with description, Knots required (with illustrations), Scout Signs and Scouts' Promise. Scoutmasters find this card very useful to give to the boys, as they carry it in their pocket, where it is always handy.

Price, each..... 5c
 Price, per half dozen..... 25c
 Price, per dozen..... 50c

The Camp Fund Card

Scoutmasters and Cubmasters will find this Pocket Cash Account Card a real help to boys in saving for next summer's camp. Space for small cash entries weekly from September to June.


Price per dozen copies..... 25c



Scout Poster

Just the thing for advertising Troop Concerts, Displays, etc. Splendidly designed in colours with space for printing particulars.

Price, each..... 10c
 Price, per half dozen..... 50c
 Price, per dozen..... \$1.00



Membership and Enrolment Card

This handy little four card folder is really a pocket record of its owner. It is given to a boy when joining who presents it to his Scoutmaster from time to time for the necessary entries.

Contents:—Tenderfoot Tests, Second Class Tests, First Class Tests, Proficiency Badges, Promotion, Censure, Medals awarded, Notes for Emergency, The Scout Law, The Scouts' Promise.

Price, each..... 5c
 Price, per half dozen..... 25c
 Price, per dozen..... 50c

Transfer and Discharge Certificates

Forms to be signed by the Scoutmaster certifying that the Scout has been taken off the Roll at his own request and has the Scoutmaster's sanction to join another troop, etc. Each form is perforated so that a record may be kept. On the back of the form spaces are provided for the Scout's Record. Book of 50 Certificates.

Price..... 25c

Boy Scouts' Enrolment Card

Each Scout on enrolment should have one of these artistic cards, containing a direct message from the Chief Scout. Finished in a coloured design.

Price each..... 10c Price per half doz. 50c Price per doz. \$1.00

Patrol Leaders' Pocket Record Book

An essential thing for a Patrol Leader to have. Contents:—Members of the Patrol; Individual record; Attendance and dues collected; Troop Treasurer's Receipt for dues collected; "Good Turns" by the Patrol.

Price each..... 15c Price per Dozen..... \$1.65



OFFICIAL INSIGNIA



Issued from Provincial & Local Association Headquarters
when qualified for in accordance with P.O. & R. for Canada

Boy Scout Leaders' Badges and Insignia.

	Price Each
Commissioner's Hat Badge, White metal with Purple Plume.....	\$.85
Commissioner's Pin Badge, Green Enamel.....	.50
District Scoutmaster's Hat Badge, White metal with White Plume.....	.85
Scoutmaster's Hat Badge, White metal with Green Plume.....	.85
Scoutmaster's Button-Hole Badge, Green Enamel.....	.30
Scoutmaster's Pin Badge, Bronze.....	.15
Assistant Scoutmaster's Hat Badge, White metal with Red Plume.....	.85
Assistant Scoutmaster's Button-Hole Badge, Red Enamel.....	.30
Assistant Scoutmaster's Pin Badge, Bronze.....	.15
Secretary's Button-Hole Badge.....	.30
Secretary's Pin Badge, Red Enamel.....	.50
Chaplain's Button-Hole Badge.....	.30
Chaplain's Pin Badge, Green Enamel....	.50
Examiner's Button-Hole Badge.....	.30
Examiner's Pin Badge.....	.50
Instructor's Pin Badge, Yellow Enamel.....	.50
Instructor Button-Hole Badge.....	.30
Supporter's Button-Hole Badge.....	.30
Supporter's Pin Badge, Green and Yellow Enamel.....	.50

Boy Scout Badges and Insignia.

	Price Each
Patrol Leader's Hat Badge, White metal.....	\$.15
Patrol Leader's Button-Hole Badge, White metal.....	.08
Tenderfoot Button-Hole Badge, Brass.....	.04
King's Scout (Embroidered Cloth).....	.25
First Class (Embroidered Cloth).....	.15
Second Class (Embroidered Cloth).....	.10
Tenderfoot (Embroidered Cloth).....	.10
Athletic Crest (for swimming or athletic costume).....	.25
Service Star, one year (metal).....	.08
Service Star, one year (cloth).....	.05
Service Star, five year (metal).....	.20
Service Star, five year (cloth).....	.10
Old Scout Button-Hole (Bronze).....	.25
All Round Cords:—	
Grade A. Green and Yellow (2).....	.45
Grade B. Red and White (2).....	.45
Grade C. Gold (1).....	.35
Proficiency Badges.....	.10

Orders for all Proficiency, King's Scout and First Class Badges must be accompanied by signed examiners' certificate cards, supplies of which are available from Provincial Headquarters upon application.

Thanks Badges

Issued only when Local Association approves.
See P.O. & R., Sec. 161

	Price Each
Bronze Pendant.....	\$.25
Bronze Brooch.....	.25
Silver Pendant.....	.75
Silver Brooch.....	.75
Gold Pendant (9 ct.).....	3.75
Gold Brooch (9 ct.).....	3.75
Gold Pendant (18 ct.).....	8.50

"All Badges and Official Insignia are for issue only for the use of bona-fide registered officers and members of The Boy Scouts Association when properly qualified for in accordance with the current edition of "Policy, Organization and Rules for Canada."

"Orders for Badges and Insignia must be sent to Provincial Headquarters.

(a) By, or over the signature of, the Secretary or Badge Secretary of the Local Association.

(b) By, or over the signature of, the Scoutmaster or Cubmaster when for members of Troops and Packs not under the jurisdiction of Local Associations."

The Stores Dept. cannot accept orders for Badges and Insignia, except for the Provinces of P.E.I. and N.B. We desire you therefore to refer to page 21 of this Catalogue, where addresses of the several Provincial Headquarters are listed, and where all badge orders must be sent.

IMPORTANT

All books featured in this Catalogue can be purchased direct from the several Provincial Headquarters at the same prices as listed.

Addresses on Page 21

Provincial Badges.

ONTARIO:—Worn by every bona-fide registered Scout and Scout Officer throughout Ontario in lieu of the embroidered Cloth Tenderfoot Badge. Worn above the left breast pocket directly in line with the center of the pocket.

Price, Each..... **10c**

NOVA SCOTIA:—Special cloth badge worn by all Nova Scotia Scouts on right arm, 2 inches below shoulder.

Price, Each..... **20c**

NEW BRUNSWICK:—Special cloth badge worn by all New Brunswick Scouts on the center of the right pocket.

Price, Each..... **20c**

SASKATCHEWAN:—Special cloth badge worn by all Scouts and Cubs in Saskatchewan. Worn above the left pocket of the Scout shirt and the left breast of the Cub jersey

Price, Each..... **15c**

MANITOBA:—Worn by all Scouts and Cubs of Manitoba. Worn by Scouts on the centre of the right pocket of the shirt, and by Cubs on the right breast of the jersey.

Price, Each..... **10c**

Wolf Cub Leaders' Badges and Insignia.

	Price Each
District Cubmaster Hat Badge, White enamel.....	\$.85
Cubmaster Hat Badge, Green Enamel.....	.85
Cubmaster Button-Hole Badge, Green enamel.....	.30
Cubmaster Pin Badge, Bronze.....	.15
Lady Cubmaster Brooch Badge, Green enamel.....	.50
Assistant Lady Cubmaster Brooch Badge, Red enamel.....	.50
Assistant Cubmaster Hat Badge, Red enamel.....	.85
Assistant Cubmaster Button-Hole Badge, Red enamel.....	.30
Assistant Cubmaster Pin Badge, Bronze.....	.15

Wolf Cub Badges and Insignia.

	Price Each
Sixer's Button-Hole Badge, White metal.....	\$.08
Tenderpad Button-Hole Badge, Brass.....	.04
Tenderpad, (Embroidered cloth).....	.10
Instructor, (Embroidered cloth).....	.10
Service Star, one year (metal).....	.08
Service Star, one year (cloth).....	.05
Proficiency Star, (metal).....	.08
Proficiency Badges.....	.08

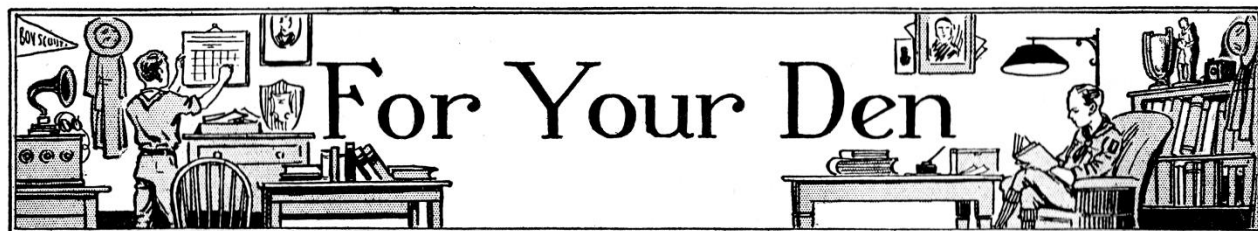
Orders for all Wolf Cub Proficiency Badges must be accompanied by signed examiners' certificate cards, supplies of which are available from Provincial Headquarters upon application.

Rover Scout Badges and Insignia.

	Price Each
Button-Hole Badge.....	\$.15
Hat Badge, R.S. bar in white metal.....	.10
Rover Mate's Hat Badge, Fleur-de-lis and R.S. bar.....	.25
First Class, (Embroidered cloth).....	.25
King' Scout, (Embroidered cloth).....	.25
Instructor, (Embroidered cloth).....	.15
Rambler, (Metal).....	.25
Rambler, (Cloth).....	.25
Service Star, one year, (Metal).....	.08
Service Star, one year, (Cloth).....	.05

Sea Scout Badges and Insignia.

	Price Each
Commissioner's Hat Badge (Embroidered Cloth) purple.....	\$1.50
Scoutmaster's Hat Badge (Embroidered Cloth) green.....	1.50
Assistant Scoutmaster's Hat Badge (Embroidered Cloth) red.....	1.50
Sea Scout Anchor, (Embroidered Cloth).....	.15
Rover Sea Scout Anchor, (Embroidered Cloth).....	.25



PICTURES

EVERY Scout who has the ideals of Scouting at heart should possess one or more of these world famous pictures by Ernest S. Carlos. Each picture is beautifully finished in colours and is mounted ready for framing.

THE PATHFINDER

Size of picture, 7 x 10 ins..... Price **\$1.25**

THE PATHFINDER

Size of picture, 19½ x 13 ins..... Price **\$2.50**

IF I WERE A BOY AGAIN

Size of picture, 8 x 10 ins..... Price **\$1.10**

HEADQUARTERS

Size of picture, 8 x 11 ins..... Price **\$1.10**

RAW MATERIAL

Size of picture, 7½ x 11 ins..... Price **\$1.10**

GOOD SERVICE WORK

Size of picture, 7½ x 10½ ins..... Price **\$1.10**

COAST WATCHING

Size of picture, 8½ x 9½ ins..... Price **\$1.10**

BE PREPARED

A splendid Scout Picture in colours by G. Hillyard Swinstead, R.I.

Size 7 x 5 ins..... Price **75c**

PORTRAITS

H. M. KING GEORGE V.

Artistically reproduced in sepia from a recent photograph, suitable for framing.

Size 18 x 12 ins..... Price **75c**

THE CHIEF SCOUT—Sir Robert Baden-Powell

Available in three styles, each mounted on heavy board.

No. 1—Camp Dress, ½ length.

No. 2—Officer's Dress, ½ length.

No. 3—Officer's Dress, full length.

Price, each..... **\$1.00**

CORRESPONDENCE

POSTCARDS

Comprising 7 sets of 10 Postcards to each set, ideal for correspondence between Troop and Packs. Imperial Gillwell Series.

Set No. 1—Scout Uniforms

Set No. 2—The Wolf Cub Pack

Set No. 3—Tenderfoot and Second Class Tests

Set No. 4—First Class Tests

Set No. 5—Campcraft

Set No. 6—The Scout Law

Set No. 7—Sea Scouts

Price per set of 10 postcards..... **35c**

TROOP CORRESPONDENCE CARDS AND ENVELOPES

We list herewith a new line of cards with envelopes for Troop correspondence. Each card and envelope has the Tenderfoot badge engraved in colours.

Price per dozen with envelopes..... **25c**

PACK CORRESPONDENCE CARDS AND ENVELOPES

The same as above but having the Tenderpad badge engraved in colours.

Price per dozen with envelopes..... **25c**

MANIFOLD LETTER BOOK

With 100 duplicate pages and carbon paper, printed with Scout Heading.

Specially designed for correspondence. Strongly bound with board covers.

Price per Book..... **75c**

PUBLICATION

"The Scout Leader"

A twelve-page magazine published at Dominion Headquarters from October to June, inclusive, by the Canadian General Council of the Boy Scouts Association, sent free to Scoutmasters, Cubmasters, District Secretaries and Commissioners. To A.S.M.'s, A.C.M.'s, and others, the subscription price is 50 cents per year. In addition to a summary of important Scout doings throughout Canada, the magazine carries practical and seasonable articles on every phase of Scout and Wolf Cub Work.

Address All Communications to


EDITOR — "THE SCOUT LEADER"

172 Wellington Street,

OTTAWA, Canada



Books on Scouting



The Patrol System and Letters to a Patrol Leader

By **ROLAND E. PHILIPPS**
(Complete Edition).

A book that Every Scoutmaster will need, and one that should be in every Scout Library.

Contents

- Foreword by the Chief Scout.
- The Patrol System.
- The Patrol Leader and Second.
- How Can a Leader Lead?
- When Should a Leader Lead?
- Privileges of a Patrol Leader.
- The Court of Honour.
- The Patrol Spirit.
- Patrol Discipline.
- Patrol Instruction.
- Patrol Competitions.
- Patrol Good Turns.
- How to Start a Troop on the Patrol System.
- The Scout Law.
- The Tenderfoot Tests.
- The Second Class Tests, etc., etc. **75c**


Scout Commissioners' Handbook

Commissioners form a most important link in the Scout Organization, and it is essential that they should carry out their duties in an efficient manner. The purpose of this Handbook is to indicate the broad lines upon which the duties may be carried out.

Price..... **35c**

Policy, Organization and Rules for Canada
New and Revised Edition.

Price..... **25c**




Scouting for Boys

By **THE CHIEF SCOUT**
12th Edition

This book is so well known that any description would appear to be superfluous. It has stood the supreme test of time and has been a recognized guide for the boyhood of the nation. It is recommended by the most prominent men in the educational world. Fully illustrated by the author.

Price..... **75c**




How to Run a Troop

By **E. YOUNG**

The Chief Scout in a Foreword says: "Mr. Ernest Young—a practical Scoutmaster—in this book gives a series of practical steps for a complete first year's training in scouting, without missing or perverting its higher aims and principles." The Chief Scout's approval stamps the book as one well worth reading and following. Illustrated.

Price..... **55c**



Aids to Scoutmastership

By **THE CHIEF SCOUT**

A handbook for Scoutmasters on the Theory of Scout Training. Every Scoutmaster will want a Copy of this practical little handbook, written by one who knows his job. The Chief Scout says in the preface "Scouting is not an abstruse or difficult science; rather it's a jolly game if taken in the right light." The book will go a long way to help Scouts to get into the "right light."

Price..... **70c**

The Psychology of the Boy

By **F. A. SERVANTE, B.D.**

The writer has tried to be intelligible to the average worker among boys, for he conceives him to be of paramount importance. If it is possible for a man with ordinary mental equipment to read this book without understanding all of it, the book will have failed. "It is a serious business, work among boys; it is, at the same time, a work that no father can escape."

Price..... **75c**

Scouting and the Adolescent

By **THE LATE J. A. G. DYMOND**

A study of the application of Scouting to the school boy. This book should be read and studied by all Scoutmasters.

Price..... **50c**

French Publications. "Eclaireurs"

By **SIR ROBERT BADEN-POWELL**

Price..... **75c**


"Le Scoutisme"

By **JACQUES SEVIN**

Price..... **65c**

SCOUT LEADER'S BOOKSHELF

Books on Scouting



The Patrol System

By CAPT. THE HON. R. PHILIPPS

The Chief Scout, in recommending this little volume says: "The following chapters by Capt. Philipps give valuable suggestions on the Patrol System, which I warmly commend to the consideration of all charged with the training of boys." Price..... 20c

Letters to a Patrol Leader

The Tenderfoot and Second-Class Tests

By CAPT. THE HON. R. PHILIPPS

The Chief Scout reviewing the book says: "It is fortunate for all Scouts, and especially Patrol Leaders that Capt. Philipps left in black and white his splendid ideas on what Scouts should do and why, and how Leaders should lead them to do it." The book will help you in the practical training for Tenderfoot and Second-Class Tests. Price..... 20c



Presenting

THE SCOUTMASTER'S FIRST YEAR

PUBLISHED BY
THE CANADIAN GENERAL COUNCIL
THE BOY SCOUTS ASSOCIATION

The Book that tells you how to
"CARRY ON"


Price..... \$1.00

and

The Boy Scout Handbook for Canada

The Complete Book
on
SCOUTING FOR CANADA

Price..... 75c



Letters to a Patrol Leader The Scout Law

By CAPT. THE HON. R. PHILIPPS

Extract from a foreword by the Chief Scout:—"The value of the Scout training hinges on the Scout Law. Therefore you will find the delightful letters of the highest value, and of the greatest help to you, if you read them carefully." Price..... 20c

Letters to a Patrol Leader The First Class Tests

By STANLEY E. INCE

Uniform with the other "Letters to a Patrol Leader," and compiled by Mr. Ince, who succeeded Capt. Philipps as Commissioner for North-East London. The book is recommended to all Scouts desirous of passing the Tests for the First Class Badge. Price..... 20c





You Can't Afford
to Miss This One



Games for Scouts

By A. W. N. MACKENZIE

This is a new book of its kind, and one of which its author can be justly proud. It is invaluable to all who have to do with the teaching and training of youth. Its funny Scouty drawings that accompany the brightly written text, stamps it as a book well worth having. Headquarters have officially approved of this publication for Scout use.

Price..... **75c**



Suggestions in Regard to Games

A really splendid book which is thoroughly recommended to Scoutmasters and Cubmasters.


Contents:

Active Games for Limited Space.
Active Games for Unlimited Space.
Games Suitable for Cold Weather.
Games Involving Little Change of Position.

Games Involving Little Active Movement.

Price..... **15c**

Books on Games




Scouting Games

By THE CHIEF SCOUT

Foreword: "The training of the Boy Scouts is done mainly by means of games, practices and competitions such as interest them and at the same time bring into use the attributes of manliness and good citizenship which we desire to inculcate into them."

All kinds of outdoor and indoor games are described and the volume concludes with several plays on the various phases of Scouting. Well illustrated.

Price..... **55c**



The book of the year on Games that "teach" things.

462 pages with 442 illustrations and diagrams.


Games and Recreational Methods for Scouts, Camps and Clubs

By CHARLES F. SMITH

Instructor in Scouting and Recreational Leadership, Teachers' College, Columbia University.

With 350 photographic illustrations Price..... **\$2.00**

The book is a co-operative effort to which many organizations and numerous people have contributed. Some of the subjects dealt with are: Recreational Leadership; Physical Games for Gymnasium, Club Room, and Play Ground; Hike and Camp Games; Social Games. Recreational Methods and Games for Teaching Nature Lore; Tracking, Trailing and Treasure Hunts; Fires and Fire Making; Outdoor Cooking, Knot Games and Methods; How to Teach Signaling and Signaling Games; Life Saving, Swimming and Water Sports; Camp Fire Games, Stunts and Dramatics.




Games for Boys

By G. S. RIPLEY.

Contents:

Circle Games
Opposed Line Games.
Tag Games.
Quiet Games.
Miscellaneous Games.
Relay and Other Races.
Stalking and Scout Games.
Camp Stunts and Water Sports.
Mimetic Setting-up Exercises.
Contest and Exhibition Events.
Camping Notes. **\$2.00**



Community Recreation

Compiled by George O. Draper of the Y.M.C.A. This book will be found a great help in the matter of choosing suitable games.

Contents:

Mass Games.
Social Games.
Mass Athletics.
Mass Stunts.

Requiring no special equipment.

Price..... **45c**



Books on Camping and Woodcraft

Camping

By HORACE KEPHART

In this book Mr. Kephart describes camp outfits, clothing, utensils, personal kits, pests of the woods and how to overcome them, edible wilderness plants and fruits. He also gives tested provision lists and tells how to cook them.

Price..... \$1.10

Woodcraft

By HORACE KEPHART

Every hiker should read this volume whether he intends to leave the beaten track or not. He will find much of practical benefit, and will be lured into adventures in the wild.



Price..... \$1.10

The Book of Woodcraft

By ERNEST THOMPSON SETON

The principles of woodcraft embracing nature study, hunting, camping, Indiancraft, and all good outdoor athletics.

Price..... \$2.00



How to Run a Scout Camp

By J. LEWIS

A really practical handbook on camping, simply written and fully illustrated. The book contains everything necessary to make a camp successful, whether large or small. An interesting feature is a complete report and programme of an actual camp arranged by the author.

Price..... 55c

A NEW BOOK

By "GILCRAFT"

TRAINING IN TRACKING

With Foreword By

SIR ROBT. BADEN-POWELL Chief Scout.

THIS book is a practical guide to the wide subject of Tracking, and its chapters deal with:—
Training of the Senses—Observation—Stalking—Following a Trail—Human Footprints—Booted Tracks—Tracking and Deduction—Deduction and the Detective—Bicycles, Motor-cars and other Vehicles—Animal Tracks—Bird Tracks—Plaster Casts—Tracking Rules—The Influence of Ground, Time and Weather.


Illustrated with diagrams and plates
Price..... \$1.75

The Boy Scouts' Camp Book

By P. CARRINGTON

The Chief Scout in a foreword to this useful little volume, says: "The essence and spirit of Scouting centres round the campfire," and this is the keynote to Mr. Carrington's contribution to camp literature. He tells of tents, camp equipment, food, cookery and other matters that make a camp holiday a benefit and a pleasure. Illustrated.

Price..... 55c




Camping for Boys

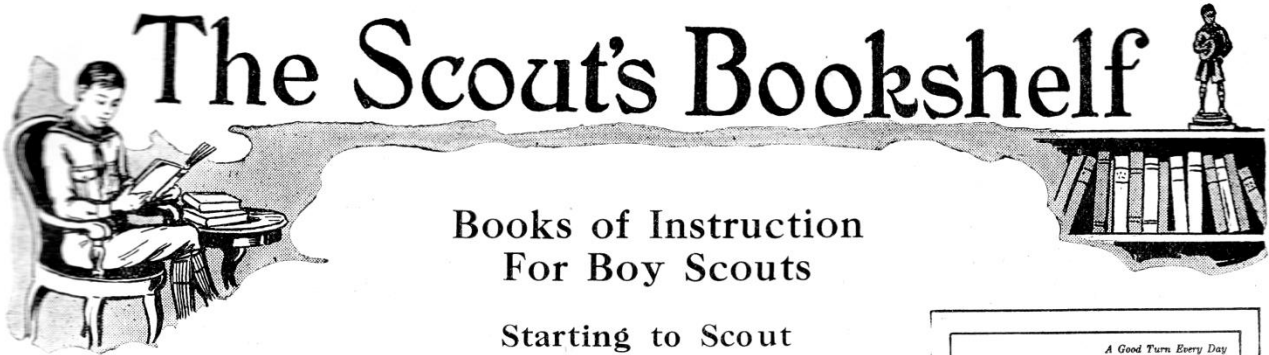
By H. W. GIBSON

A complete authoritative handbook telling how to select a site, build fires, cook, insure proper sanitation, care for the sick, give first aid to the injured, check up a list of necessary articles, play rainy-day games, etc. Mr. Gibson has written out of a twenty-year experience and some of the chapters have been revised by other experts. Illustrated.

Price..... \$1.65



The Scout's Bookshelf



Books of Instruction For Boy Scouts



Starting to Scout

This book, published by Headquarters, should be read by all Scouts; it gives complete instruction in the Tenderfoot and Second Class Tests.

Contents:—Tenderfoot Tests, The Scout Salute, The Union Jack, Uses of the Scout Staff, Scout Knots and Their Uses, Second Class Tests, Elementary First Aid, Semaphore and Morse Signalling, Scouts Pace, Fire Lighting, Cooking, Points of the Compass, Proficiency Badges. Very fully illustrated.

Price per single copy 15c
Price per dozen copies \$1.25

STARTING TO SCOUT can be obtained in a "newsprint" edition.
Price per dozen copies 65c



The First Class Scout's Book

To the boy who would be a First Class Scout this comprehensive little volume will be a great help; published by Headquarters and splendidly illustrated throughout, written so that every boy will understand its different subjects. Containing in its 60 odd pages complete instruction in The First Class Tests.

Price per single copy 20c
Price per dozen copies \$2.20

Note:—The First Class Scout's Book can be obtained in a "newsprint" edition.
Price per dozen copies \$1.10



For Patrol Leaders and Rovers

Points for Patrol Leaders
By TROOP LEADER C. H. BUTLER
1st and 2nd Series.
Price per Series 20c



How to run a Patrol

By J. LEWIS.
A useful handbook for Patrol Leaders.
Price 30c

The King's Scout Ambulance Man Book

This little book is the Canadian textbook on the Ambulance Man Badge Tests. It has been carefully compiled by Headquarters and will be found to contain all the information required. Full of splendid illustrations.

Price per single copy 20c
Price per dozen copies \$2.20

King's Scout Swimmer and Rescuer

These two very important proficiency badge tests are splendidly described in this Headquarters publication. Every prospective King's Scout will find this little book a great help in the gaining of these two badges. Besides a host of first class illustrations, the book contains the new "Confidence Method" of learning to swim, besides three other new methods. A book well worth having.

Price per single copy 20c
Price per dozen copies \$2.20



The Scout's Bookshelf



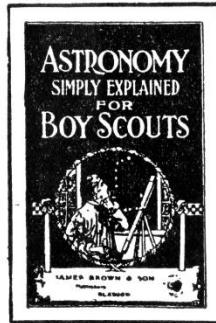
Books of Instruction for Boy Scouts

The Six Senses of Scouts

By J. T. GORMAN

The Chief Scout says:—"In our handbook, Scouts are urged to cultivate their senses of sight, smell and touch, etc., but in this book they will find a lot more of very interesting information on this subject and suggestions for carrying it out in practice."

Price..... 65c



Saturday Afternoon Scouting

By F. A. STOCKS

This book is full of suggestions, and will appeal to both the unimaginative and the imaginative Scouter. There are chapters on Scouting in city, town and country, on five minutes activities, good turns and so on, each very practical and carefully thought out. Mr. Stocks has given us in this book just the kind of thing that is badly needed. A book thoroughly to be recommended.

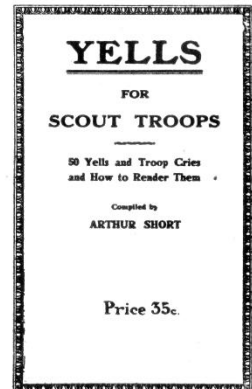
Price..... 65c



Astronomy Simply Explained for Boy Scouts

Official publication. Fully illustrated. Recommended by Headquarters to Pass the Test. Every Scout is, in a general way, interested in the stars, but because most books on the subject are too far advanced, and rather expensive, the desire to know the names of the bright stars and constellations cannot always be satisfied. In this little volume we have a guide to the fundamental laws and principles which govern the motions of the heavenly bodies, along with a series of diagrams depicting the principal constellations which adorn our evening skies; while twelve maps, showing the position of all the brighter stars and constellations for each month of the year, are also given.

Price..... 35c



First Aid for Boy Scouts

With illustrations. A book especially compiled to help qualify for the Ambulance Proficiency Badge. Very fully illustrated with 30 different sections. A book that should be in the possession of every boy.

Price..... 30c

First Aid

Illustrated by 50 diagrams in colours by Sir James Cantlie. This new pamphlet is most up-to-date, and the many diagrams are splendid in every detail. A book worth having.

Price..... 20c

A Preliminary Course of

FIRST AID TO THE INJURED

Adapted by a committee from the Official manual of the

ST. JOHN AMBULANCE ASSOCIATION

Price..... 25c

Yells for Scout Troops

Being a selection of 50 Yells and Troop Cries from the wide world as used by Scouts and others, with full explanations and how to render same. Don't Miss This. It's Good.

Price..... 35c

Endurance and How to Keep Fit

A Scout's motto is: "Never say die till you're dead." "Endurance" means a mixture of pluck, patience and strength. To enjoy Scouting you must know "How to Keep Fit".

Price..... 30c

Boy Scout Bible

Strongly bound with a khaki board cover, with the Union Jack and Scout Emblem on front, in gilt.

Price..... 75c

Boy Scout Testament

Specially printed for the Boy Scouts of Canada, strongly bound in khaki cloth cover with Scout Crest in gilt. Clear readable type and handy pocket size.

Price..... 50c

The Church Scouts' Prayer-Book

A Prayer Book for the use of Church of England Scouts.

Price..... 15c

The Catholic Scouts' Prayer-Book

For the use of Roman Catholic Scouts.


Price..... 15c

A Prayer Manual for the Use of Free Church Scouts


Price..... 15c

A Prayer Book for the Use in the Brotherhood of Scouts

Price..... 25c




The Scout's Bookshelf



Books of Instruction for Boy Scouts


The Boy Scout Knot Book

A knowledge of how to tie a knot is useful in many trades and occupations. Apart from being one of the things a Boy Scout should have a knowledge of, a Scout should always be prepared for an emergency, and should know how to tie the right knot in the right way. A feature of this book is the complete index to the various knots. Very fully illustrated. Over 150 illustrations of knots, etc. Price..... **35c**



Manual of Drill for Boy Scouts

Contains every form of Drill. Fully illustrated. Drill is not an important feature in Scout training, but some drill must necessarily be done. This book has been specially written by an experienced officer, and exactly meets the requirements of Scouts. Price..... **30c**



Physical Training for Boy Scouts

By ALFRED BRADLEY, M.G.T.I.

Physical training is an important part of the comprehensive training and development of a Boy Scout; it gives tone and power not only to the body generally, but it gives grip and strength to the hand, health to the eye, clarity to the brain, and, as he reaches manhood, resonance and power to the voice. Price..... **30c**

Things All Scouts Should Know

A collection of 313 illustrated paragraphs of useful information specially selected for the use of Boy Scouts. The subjects have been arranged in 12 sections, one for each working day of the year. It is suggested that the keen scout should make a rule of learning at least one new fact each day. Price..... **55c**

Cookery for Boy Scouts

By J. GIBSON

Note from preface: "Everything in this book is the result of practical experience in the army and with Boy Scouts at home and abroad. Price..... **30c**

Recommended for Cook's Badge.

Trek Carts and Bridge-Building

By J. A. KYLE

Every Troop of Scouts is ambitious to own a trek cart. In this book all kinds of carts are described in detail, and the chapter on Trek Cart Drill will be found helpful in displays, etc. The notes on Bridge-building are very useful. Price..... **20c**



Boy Scout Tests and How To Pass Them

700 pages (English Edition only). Over 500 illustrations, including 4 pages of Flags of Nations in correct colours. This work has already gone through many large editions, and is of great interest to all Scouts and to the general public. This book conveys a vast amount of useful information. Scoutmasters will welcome it as the book to help on the boys the Boys as the book to learn about the Tests. Price..... **\$1.25**

Scouts' Fire Service

By CAPT. WELLS

The official book on Fire Drill. It thoroughly describes Fire Brigade work, Fire Equipment, How to Work Up a Scouts' Fire Brigade Apparatus, etc. A well-planned, practical manual. Price..... **20c**

Recommended for the Fireman's Badge

Scouts and Firearms

By SCOUTMASTER S. A. MACDONELL

This little book should be in the hands of every Scoutmaster and Scout. Written by a Canadian who knows how and how not to handle firearms, and put in conversational form with a Troop considered in camp. Very fully illustrated. Price..... **15c**

Recommended for the Marksman Badge.



The "Gilcraft" Series

No. 1—Spare time Activities for Scouts

No. 2—Talks on Ambulance Work


No. 3—Scouting Out-of-doors

Price each Series..... **55c**


Price for Series of three..... **\$1.50**

The "Gilcraft" books are written by "Skipper" Gidney and George Moore, and based upon the Gillwell Training Course. The series are splendidly illustrated throughout with diagrams of real worth.

"You Can't Afford to Miss Them."



The Scout's Bookshelf



Books on Cubbing



Jungle Wisdom

By V. C. BARCLAY

A book for Cubmasters. The writer of this small volume knows about small boys, and can express what she knows vividly and interestingly.

That is why this book is such a success. If you read it you will understand better the minds of the Cub, and why Cubbing methods are so successful when properly used.

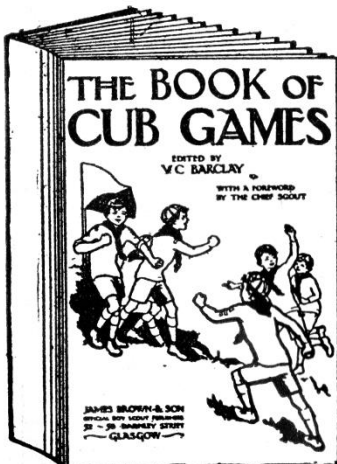
Price..... 70c

The Book of Cub Games

Edited by V. C. BARCLAY

The object of this book is first to please the Cub, and secondly to simplify the work of the Cubmaster. The games are carefully divided up on a system which will make the choice of a suitable game the work of a moment. This book should help Cubmasters to understand their Cubs better and to value more highly the playing of games.

Price..... 70c



VERY FULLY ILLUSTRATED.

Pow-Wows for Wolf Cubs

By N. D. POWER

Here is a publication by the Chief Wolf Cub Commissioner of Imperial Headquarters. It is a book containing forty Pow-Wows, or little talks, that Cubmasters will find most useful and interesting to read to their boys.

Price..... 35c



The Wolf Cub's Handbook

By The CHIEF SCOUT

The Official Handbook for Cubmasters for the training of Wolf Cubs. The Chief Scout who is also Chief Old Wolf has produced a very interesting and instructive work. The Cub training is described in every detail, and nothing seems to have been left unsaid which is likely to be of value to Cubs. Illustrated.

Price..... 70c

Character Training in the Wolf Cub Pack

By V. C. BARCLAY

Author's note to the reader. "This book is not a handbook—there is only one handbook in the Cub Movement, and that is "The Wolf Cub's Handbook", by the Chief. Nor is it exactly a practical commentary on the "Handbook"—I tried to do that in "Cubbing". It is simply a series of reflections on what our work is intended to accomplish, if the Chief's ideas are truly carried out; on what I have seen it accomplish in many Packs.

Price..... 55c

Winter Crafts for Wolf Cubs

by Hilda M. Cox and F. Gidney

Illustrated with 122 diagrams showing how to do Tablet Weaving, Dry Stencilling, Papier Mache, Spinning, Weaving, Raffia, Cane and Basket Work, Mat Making, Rugs, Leaf Collections and much else.

Price..... 55c

How to Run Wolf Cubs

By JOHN LEWIS

A book containing a complete programme on instruction and recreation covering all Wolf Cub Badges in detail. This book on Cub Work was written as a supplement to the Chief Scout's "Wolf Cub Handbook" and to other official Cub publications and therefore contains much material not found in these other books. Cubmasters will find it a worth while addition to their libraries. Well illustrated.


Price..... 55c

Cubbing

By V. C. BARCLAY

A handbook for Cubmasters with a foreword by Sir Robt. Baden-Powell. The author of this work is so well known in Scouting, that its contents need hardly be detailed. It has the approval of the Chief Wolf, which is sufficient to allow its being read by all Cubmasters.

Price..... 35c



The Scout's Bookshelf




Books of Instruction for Wolf Cubs

THE CUB BOOK, by the Chief Old Wolf (Sir Robert Baden-Powell). **The Book for the Boy**. This book gives in shortened form those portions of the "Wolf Cub Handbook" which will be found of special interest to the Cubs themselves.—**Contents:** Wolf Cubs. The Tenderpad. Investiture of a Tenderpad. Council Circle. Grand Howl. Uniform. Instruction in First and Second Star Subjects. Proficiency Badges. The Totem Pole, etc.

Price per single copy 15c
 Price per dozen copies \$1.65

THE BOOK FOR THE BOY



WOLF CUBS' STAR TESTS AND HOW TO PASS THEM:

Fully illustrated. This book is for the intelligent Cub, the Sixer, the Scout who is lending a hand with the Cubs. It gives everything necessary for the First and Second Star Tests. Since issuing the first edition of this little book it has been revised and rewritten, being right up-to-date.

Contents:—Organization, One Star Cub Tests. Two Star Cub Test. (With full instruction in them all).

Price per single copy 15c
 Price per dozen copies \$1.65



Every Cub should have this book, and learn up the tests

Books on Sea Scouting

SEAMANSHIP FOR SCOUTS:—By W. H. Stuart Garnett.—Fully illustrated, 120 pages. Starting with learning knots, the volume gives practical details how to swim, to row and to sail; how to handle a fore-and-aft sailing vessel; how to find his way to sea by chart, and lead and compass, and that most mysterious business of taking the sun and reading the clock-face of the universe; and lastly, right away beyond the duties of the ordinary ship's captain, how to take lunars.

Price 40c



SEA SCOUTING AND SEAMANSHIP FOR BOY SCOUTS, by W. Baden-Powell, K.C.—The large numbers of Scouts wishing to become Sea Scouts have made it necessary for this book to be designed to assist them. We are sure the name of the author will be a guarantee of the good advice contained in the volume. Scouts are indeed fortunate in getting such a popular writer, and one who is thoroughly versed in the subject of Sea Scouting. Price 75c

THE SEA SCOUT MANUAL:—Published by The Boy Scouts of America. A complete authentic textbook on Seamanship, in plain simple language that can be easily understood. Contains valuable material on First Aid, Swimming and Life Saving, also a section of Sea Scout Chanteys and a complete nautical dictionary, 595 pages and 300 illustrations. Price \$1.15



Sea Songs and Shanties

By Capt. W. B. Whall

A Rousing Collection. Set to Music


Sea Songs and Shanties have been taken up enthusiastically by Scouts for Concert and Troop work. There is "life" in these famous Sea Songs that lends itself to the Spirit of Scouting. It is up to S.M.'s to see that their Troop get the joys of Shanteying.

Price \$1.25




IMPORTANT
 All books featured in this Catalogue can be purchased direct from the several Provincial Headquarters at the same price as listed ADDRESSES ON PAGE 21

The Scout's Bookshelf



Books for Rovers and Young Men

Rovering to Success
By
SIR ROBERT BADEN-POWELL



A Book intended to help young men of all classes (from seventeen upwards) to get on the right track and make the best of their lives.

The author shows that by wrong use good things can become bad things, and healthy pleasure may develop into harmful self-indulgence.

He draws a distinction between true health-giving sport and the other thing. He points out that a sense of chivalry will solve one of the greatest dangers with which a young man is faced, and that religion is reverence for the wonders of the universe.

In short, the author expresses himself freely and frankly, as an old fellow to a lot of young fellows whose welfare he has at heart.
Price..... 75c

Hiking

By D. FRANCIS MORGAN

Hiking as such is now an accepted part of Scout Training, and this book should be very helpful to the older Scouts and to Rover Scouts so that they can set about it in the proper manner. There are two ways in which to hike—right and wrong—the first is very enjoyable and of great use to us; the second becomes a nightmare and may do us positive harm. With the help given by these chapters let us hope that we will see a great deal more of the right way of Hiking and almost nothing at all of the wrong way.

Price..... 55c

Rovering, its Aims and Methods

By P. B. NEVILLE

This publication is full of information on the Rover programme, edited by the Chief Rover Commissioner of Imperial Headquarters.
Price..... 20c

Rules for Rovers

This little book published by Headquarters gives the rules of the Rover organization, their badges, uniform and decorations.
Price..... 05c

The Young Man and His Problems

By JAMES L. GORDON

An inspiring and uplifting work for young men. The first chapter deals with "Grit," others with "Will Power," "Self-Control," "Tact," "Friendship," "Personal Magnetism," "Books," "Worry," "Dissipation," "Courage," and "Marriage." Each chapter contains several interesting and telling anecdotes of men in public life, along with which there is much helpful and vital comment by an author possessed of literary force and depth of feeling. The book is written wholly in the Twentieth Century spirit. Without being didactic, it is inspiring and effective in many ways.

Price..... \$2.00

New Book
by the
Chief Scout



A Book
for all
Young Men

This Volume consists of Talks to Young Men, written in the Chief Scout's invigorating style. Here are some of the chapter titles, which will indicate the nature of the topics dealt with: Your Real Motives in Life; The Profiteers of Youth; The Will's the Thing; Play the Man; Taking Risks; Watch Your Habits; Sloppiness; The Monday Spirit; Command Your Mind; Great Hearts and Snobs; Climbing as Education; Success; Stick-to-it-iveness; Live to be 120.

Price..... 75c

KEEP THIS CATALOGUE !

It is the present plan of The Stores Department NOT to issue another Catalogue of supplies until the Spring of 1929. The prices in this issue will be maintained except in extraordinary cases.

A special Supplementary Price List will be issued in the Fall of this year featuring the "Official" Winter Uniform and will include any new articles that may be available.

Plays—Recitations



Plays and Displays for Scout Entertainment
 These Excellent series contain in addition to many good plays full instructions on "How to Make Scenery," "How to Make Up, etc."
Plays and Displays, 1st Series..... 55c
Plays and Displays, 2nd Series..... 55c

More Plays and Other Amusing Items
For Scout Entertainments..... 55c
A Strenuous Afternoon
 By E. RUSSELL PATERSON
 The play is set for a troop of 3 patrols. Slight changes will adapt it to a troop of any size. A short Canadian Scout Play that any troop can act.
Price per Single Copy..... 15c
Price per Six Copies..... 60c

A New Canadian Play
Woodcraft
 A splendid new Canadian Scout Play by the author of "A Strenuous Afternoon." In 3 Acts it depicts the progress in Woodcraft made by the Tenderfoot, the Second Class Scout and the First Class Scout, and concludes with a most effective tableau in which the pioneer Scouts of Canadian history return to give their blessing and good wishes to the Scouts of to-day.
Price per Single Copy..... 20c
Price per Six Copies..... 90c

One Day's Fun By LOVELL COOMBS
 A Canadian Scout's Play in 2 Acts and imitation movies. An entire evening's entertainment.
Price per Single Copy..... 20c
Price per Six Copies..... 90c

Plays for Scout Entertainment
 By M. PARKINGTON
 This book contains 4 plays of different character, each in its own way will prove a popular show.
Price..... 30c

Plays for Wolf Cubs with Hints for Carrying Out Displays
 A really splendid book, complete with a number of Plays, Verse, Songs and Music, with Hints on making costumes, etc.
Price..... 55c

Breast-Pocket Reciter
 By R. L. BELLAMY
 A collection of 16 splendid recitations specially written for Scouts and Cubs.
Price..... 20c

Canadian Folk Songs

(Old and New)

Selected and Translated
 by
J. MURRAY GIBBON
music by
GEOFFREY O'HARA
and
OSCAR O'BRIEN

WHY YOU SHOULD BUY THIS BOOK? You will gain from it a new understanding and appreciation of French Canada—the most romantic and historic region in North America. These are the songs of the French-Canadian people—sung in the homes, in the lumber camps and by the guides, as they paddle the lakes and rivers.

A book of delightful songs for community singing, for Scout Troops or for the concert platform

30 SONGS


IN FRENCH AND ENGLISH
 WITH MUSIC

Price \$1.50



A NEW EDITION
Original Recitations
 A collection of Patriotic, Humorous, and Scouting Poems, specially written for Boy Scouts.
Price..... 35c

Songs—Music



The
CAMP-FIRE SONG BOOK

Is indispensable at
CAMP
for the
CONCERT
and for use at
TROOP or PACK MEETINGS

Printed in the
LARGE BLACK TYPE

60 Pages **85 Songs**
Price per Single Copy..... 15c
Price per Dozen Copies..... \$1.65

Boys, Be Prepared
 The Official Boy Scout marching song, written and composed by Paul A. Rubens, and dedicated by special permission to the Chief Scout, Sir Robt. Paden-Powell. Complete with words and music.
Price..... 65c

Scouts of All the World
 The International Scout Song-March by Arthur Poyser. Performed with great success at the Olympia "Jamboree" and in The Royal Albert Hall before Their Majesties The King and Queen. Complete with words and music.
Price..... 65c


Cubs of All the World
 The International Wolf Cub Song-March by Arthur Poyser. Complete with words and music.
Price..... 65c

The Cub Song Book
 Containing 12 splendid songs with words and music by Arthur Poyser. Just what is needed for Wolf Cub Concerts, etc.
Price..... 65c

The Cub Song Book
 With words only.
Price..... 20c




For Your Den



Story and Instruction Books

Potted Stories

To Tell to Scouts and Cubs



Each of the eighty-seven in this volume is a **Real Story** which was once either told or written in all its absorbing detail and movement and romance. Having thrilled its hearers (or readers) it was considered worth passing on to a wider circle and is now "potted" so that it may be easily read up by the busy Scouter or Cubber and told again to a new circle of eager listeners. Forty-four of the yarns are quite new, the work of Miss Barclay and other Scouters, and the others will almost all be fresh

to Scout readers. There is a chapter on how to re-tell stories.

The work will also be welcomed in educational circles.

Every Troop, Every Pack Should Possess a Copy.

Price..... **\$1.00**

Wisdom of the Woods

By DAN BEARD

Here is a book that contains the most practical of the knowledge in handicraft with which our back-woodsmen were familiar. It tells how to make your own bow and bowstring, how to make arrows and to chip flint arrowheads, what to do in time of windfalls and thunderstorms, etc., etc. It will prove valuable to all out-door people of every age and is full of suggestions to summer camps.

Price..... **\$2.50**




Do It Yourself

By DAN BEARD

A New Volume in Dan Beard's Popular Woodcraft Series. Filled with illustrations.

Dan Beard's "Woodcraft Series" has been a strong influence in developing the health and happiness of thousands of boys. In his new book he goes still further, and helps boys to that glorious sense of personal independence which comes when you have learned to "Do It Yourself."

Where is the boy who doesn't like fishing? "Uncle Dan" tells of the ways of fish, how to make and use tackle, and how to catch bass, trout and others. He tells scouts, also, how to stalk, photograph and even capture wild animals with their naked hands, how to bring home specimens from a collecting hike, how to build and handle a canoe, make a portage, manage boats, etc.



Price..... **\$2.50**

Yourself and Your Body

By WILFRED T. GRENFELL

(Illustrated by the Author)



"Having two sons," says Dr. Grenfell, "who had just reached the age of ten million Whys and Hows and Whens and Wheres, it occurred to me that they would respect the development of their bodies more if they understood more about them." This book will certainly enable a child to do this, by reason of its simple and vivid text and its graphic and amusing pictures. It is a fascinating book, and like no other on its subject; never was a branch of science so humanly and dramatically set forth.

Price..... **\$2.50**

YARNS BY BADEN - POWELL

To Tell to Scouts and Cubs.



Young Knights of the Empire

Their Code, based on the Ten Scout Laws. And some more Scout Yarns.

Price..... **55c**

What Scouts Can Do

Some more very interesting Scout Yarns. Price..... **70c**



Arctic Prairies

by

Ernest Thompson Seton
An account of his exploration in the Peace River country and northwards, told in his own way.

Price..... **\$2.50**

Biography of a Grizzly

by

Ernest Thompson Seton

Price..... **\$1.00**

Shelters, Shacks and Shanties

by

Dan Beard
Practical methods of erecting and providing outdoor accommodation. Fully illustrated.

Price..... **\$1.75**

Scouting Sketches

By LORD HAMPTON, Chief Commissioner,

Imperial Boy Scouts Association.

Being an Apology, a Prologue and Ten Effusions in praise of the Game.

The Chief Scout, in a Foreword to the book, writes:—

"It breathes all through the essential spirit of Scouting—e.g., the Spirit of Service.

Price..... **\$1.75**



For Your Den



Story Books for Scouts and Cubs

Books by Rudyard Kipling

JUNGLE BOOK:—No catalogue of boys' books would be complete without Kipling's wonderful animal stories, told by themselves. The reader will live the life of the wild beasts, dwell in their lairs, and enjoy the open life of the wilds. A fascinating book with fine illustrations. Price..... **\$2.00**


JUNGLE BOOK (Second):—Containing further animal stories told in the author's inimitable vivid style. A more entertaining contribution to animal lore cannot be imagined. Price..... **\$2.00**

KIM:—"Kim" is a favourite hero with all true Scouts. As the Chief Scout says, "the adventures of Kim are well worth reading, because they show what valuable work a Boy Scout could do for his country if he were sufficiently trained and intelligent." "Kim" is an ideal all Scouts will be anxious to live up to. The volume is well illustrated. Price..... **\$2.00**

RUDYARD KIPLING'S BOOK OF "LAND AND SEA TALES FOR SCOUTS." Price..... **\$1.10**

The Piper of Pax

The Life Story of Sir Robert Baden-Powell
by E. K. Wade.



The Life
Story of Our
Chief

You Can't
Afford to
Miss This
One.

Price..... **\$1.25**

An authoritative biography of the Chief Scout from his earliest days to the present time, with many interesting drawings by Sir Robert Baden-Powell, and eight pages of unique photographs.

Bound in cloth with wrapper in full colours showing portrait of the Chief Scout, specially drawn for this book by S. Van Abbe, A.R.E.



AN OLD WOLF'S FAVORITES

Animals I Have Known.

By Sir Robert Baden-Powell,
Bt.

(Sixty Illustrations.)

Sir Robert has travelled everywhere, has seen things, and has had adventures which nearly every boy would long to see and experience himself. The author knows this only too well, and has, therefore, furnished, in a lively fashion, all lovers of the Great Outdoors with some of his most entertaining personal anecdotes relating to various animals, wild and otherwise. It is a book that a boy will read and read again, and treasure it for the entertainment afforded him. Price... **75c**



INTO THE FROZEN SOUTH, by Scout Marr:—Scout James Marr was selected to accompany Sir Ernest Shackleton on his famous voyage to the Southern Seas in "The Quest." Their fights with the ice, their days on Elephant Island, their discoveries and scientific activities, and the hundred and one interesting details make one of the most fascinating boys' books ever published. Price..... **\$1.50**

BOYS OF THE OTTER PATROL. New edition. By E. Le Breton Martin. A thrilling tale of the Boy Scouts. Price..... **\$1.25**

OTTERS TO THE RESCUE. By E. Le Breton Martin:—A sequel to "Boys of the Otter Patrol." Price..... **\$1.25**

These two stories of the Otters were the first scouting yarns to be written, and in the opinion of many are the best.

A TALE OF BADEN-POWELL'S BOY SCOUTS, THE WOLF PATROL. By John Finnemore. Price..... **\$1.75**

Canadian Scouts will welcome this account of the adventures of their English brothers.

The Art of the Story Teller

by Marie L. Sheldock


A book containing the essentials of really good story-telling by the foremost narrator of children's stories of her day. A book on what to avoid and what to seek in the choice of stories, on how to obtain and maintain the effect of a story.

A book which shows you how to profit by the wide experience and the errors, as well, of a noted story-teller of great skill. Price..... **\$2.25**



Boy Scout Fiction

Books of Adventure and Scouting Stories



Cornered by Scouts

By MARK HARBOROUGH

Cornered by Scouts:—A healthy Scouting tale of Out-Door Life written specially for Boy Scouts. It smells of the wood and camp fire and one can hear the laughter and ragging of the boys. Bound attractively in cloth with coloured illustration on cover.

Price \$1.25

The Peewits of Pinhoe

By F. HAYDN DIMMOCK

The Peewits of Pinhoe:—A splendid story of Scouting and School Life in the time of the Great War. A book that will appeal to all Boys. Attractively bound in cloth with coloured illustration on cover.

Price \$1.25



In the Grip of the Barren Lands

by

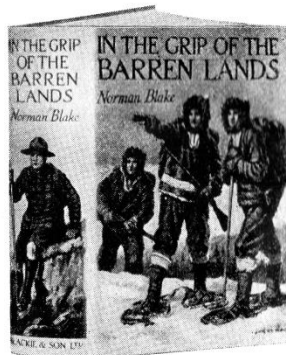
NORMAN BLAKE

Illustrated by John de Walton

An unusual story written by one who knows the country he deals with. It tells how three Canadian Boy Scouts got aboard a balloon at Edmonton for fun, and how it went adrift in a gale, and took them with it towards the Arctic regions.

A book full of exciting experiences.

Price \$1.00



Chris in Canada

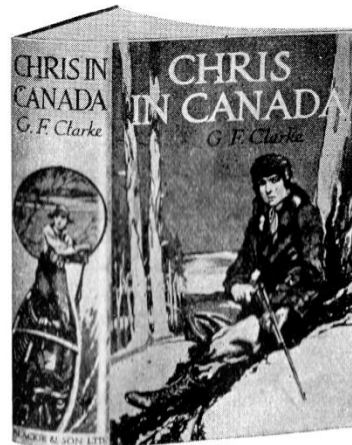
by

G. F. CLARKE

Illustrated by W. E. Wightman

Chris in Canada is a peculiarly convincing and faithful description of a boy's life on a small Canadian farm where other interests than wheat are met with. A book of Canada seen through the fresh, clear eyes of a boy.

Price \$1.00




The Drama of the Forests

By ARTHUR HEMING

MacLean's Magazine:—"The authentic, dramatic, pulsating story of Canada's northern wilds. It fascinates, entertains, inspires, and educates. The picturesque life of the northern forests is departing—the glory and romance of the old Hudson's Bay Factors have passed their zenith. But Arthur Heming has caught it—and held it—and passed it on to you."

Price \$2.00




The Living Forest

By ARTHUR HEMING

Boys' classics have a way of winning the allegiance of adult readers; and it is more than possible that "The Living Forest" will not only be treasured by more than one generation of boys, but will be equally acceptable to their parents. For this tale of adventure in the remoter Canadian forests has been written by one of Canada's greatest living masters of woodcraft, and so is able to endure any test of plausibility to which it may be put by stern young critics with a passion for factual accuracy.


Price \$2.00



Boy Scout Fiction

Books of Adventure and Scouting Stories

The Scouts' Book



Edited by
F. HAYDN DIMMOCK


The contents include boys' stories by Robert Leighton, Percy F. Westermann, Harold Avery, etc., with articles on Sport, Hobbies, Pets, Woodcraft, etc. Also a Special Message from and a Portrait of the Chief Scout, Sir Robert Baden-Powell, Bt. 192 pages, with two full page three-colour illustrations, and eight half-tones, and numerous line drawings in the text.

Price **\$1.75**

The Man from Freezing Point

By **F. HAYDN DIMMOCK**

This is a vigorous story of the Wild and Woolly West introducing that famous fiction hero Sergeant Dupree of the Royal Canadian Mounted Police. There are thrills on every page of this book which is sure to delight the heart of any boy.




Price **\$1.25**

Bruce, the Troop Dog

By **F. HAYDN DIMMOCK**

Bruce is a great favourite among readers of *The Scout*, and in this book you will read of his adventures as the mascot of a Troop of Scouts. Bruce shows the real Scout spirit and proves that kindness to animals pays. Every Scout should read this splendid dog story.




Price **\$1.25**

Kiddie, the Prairie Rider

by
ROBT. LEIGHTON

The works of this well known writer have a great many boy friends. Kiddie, the Prairie Rider is a story that all boys will want to read over and over again. Bound in cloth board with an attractive coloured wrapper.



Price **\$1.25**

Robert Louis Stevenson's Novels

"Kidnapped,"

"The Black Arrow,"

"Treasure Island",

"The Master of
"Ballantrae".

The works of Robert Louis Stevenson will ever be popular with young folk, and this attractive new edition will make charming gift books. Large crown 8vo. bound in cloth, with a coloured frontispiece, and attractive jacket.

Price, each novel **\$1.25**

Scout Pie


With Letter from **H.R.H. The Prince of Wales**
(Chief Scout for Wales)

This volume is edited by Mr. Ernest Young, B.Sc., F.R.G.S., and the following distinguished Public Men, Authors and Artists have contributed to the contents:—

The Rt. Hon. Ramsay MacDonald, Rt. Hon. Lord Haldane, F. M. the Rt. Hon. Lord Plumer, Sir Robert Baden-Powell, Bart., Capt. E. R. G. R. Evans, Dr. C. W. Saleeby, H. G. Ponting, Eden Philpotts, Jan Hay, W. B. Maxwell, St. John Adcock, Clive Holland, E. T. Reed, etc., etc.

Bound in attractive coloured boards with cloth back, and contains four plates in colours, eight full-page half-tone illustrations and numerous drawings in the text.

Price **\$1.50**



"Cuts" for Scout News Column Headings, Programmes, Troop and Pack Stationery



SCOUT NEWS

No. 6—\$1.50

**WITH THE
BOY SCOUTS**



No. 1—\$1.25



**Scout
News
and
Notices**

No. 7—\$2.00



BE PREPARED

No. 5—85c



No. 3—85c

THE maximum success of Scouting in any community can only be realized where there is a general understanding by the public of its aims and principles. Consistently good Scouting is of course of first necessity, and must back up any other form of publicity; but many persons of every community can be reached and correctly informed only through the local press. Every Troop therefore should if possible have its weekly column of Scout news, notices and occasional items of information on the Scouting programme. Editors usually will be found ready to co-operate, particularly if an attractive cut is supplied to head the Scout column.

Programmes of entertainments, displays and field days, admission tickets, etc., always look more attractive and business-like if the make-up includes one or more Scout cuts. This applies also to troop and pack stationery.



No. 4—85c



No. 8—\$1.00

SCOUT NEWS



Come On Out!

No. 9—\$2.00



No. 10—\$1.00



No. 2—\$1.00

THE BOY SCOUTS ASSOCIATION

Chief Scout for Canada
HIS EXCELLENCY VISCOUNT WILLINGDON, G.C.S.I., G.C.M.G., G.C.I.E., G.B.E. ETC.,
GOVERNOR-GENERAL OF CANADA

Chief Commissioner
JAMES W. ROBERTSON, C.M.G., LL.D., ETC.

Assistant Chief Commissioner
JOHN A. STILES, B.A.Sc., M.E.I.C.

Honorary Counsel
FRANCIS H. GISBORNE, D.C.L., I.S.O.



Honorary Secretary
GERALD H. BROWN

Honorary Secretary
D. M. FINNIE

Editor of Publications
FRANK E. L. COOMBS

Quartermaster
GEORGE FERGUSON

Dominion Headquarters
CANADIAN GENERAL COUNCIL
172 WELLINGTON STREET
OTTAWA

Dear Leader,—

March 1928.

We take great pleasure in presenting to you a copy of our **Catalogue for 1928** - - - "Catalogue No. 9."

A careful perusal of this issue will bring to your attention a number of new and desirable items of **Equipment**, new publications, and several interesting and helpful chapters on **Scouting and Cubbing** activities.

We would particularly draw your attention to the new cover design, featuring a **smartly and correctly** uniformed Scout and Cub. This should be an inspiration to your boys, and help them to realize the full possibilities of a **neat and properly worn** Scout or Cub Uniform.

The Chief Commissioner is desirous that a copy of the 1928 Catalogue be placed in the hands of **every Scout and Cub in Canada**; and we are counting upon your kind co-operation to make this possible in the case of your own boys.

Below is a perforated form which we would be glad to have you fill in and return as soon as possible. We would prefer **sending to you direct** the number of copies required for your Troop or Pack. However, if you prefer, and will provide us with the names and addresses, we will gladly mail the copies **individually**.

The publication of this Price List inaugurates a **new Catalogue policy** - - - that of **publishing a General Catalogue but once a year**. This catalogue therefore should be **carefully kept** until the receipt of the next issue, that for 1929.

We desire to express to you our heartiest and sincere thanks for the loyal support received in the past, and assure you that your future demands will receive our careful and prompt attention.

Sincerely and cordially yours,

GEORGE FERGUSON,

Dominion Quartermaster.

(DETACH HERE)

The Stores Department
THE BOY SCOUTS
ASSOCIATION
172 Wellington Street
OTTAWA, Can.

CATALOGUE APPLICATION



Gentlemen:—

Please forward.....copies of your General Catalogue No. 9, for
distribution among my boys.

Kindly send the above (Postage or Express Charges PREPAID) to the following address:—

NAME.....

ADDRESS.....

TROOP.....

PACK.....

PROVINCE.....

Be Sure and Send for a Copy of Our Supplementary List



The Boy Scouts Association

(Incorporated by Act of Parliament)

THE STORES DEPARTMENT
DOMINION
HEADQUARTERS
172 WELLINGTON STREET
OTTAWA—CANADA

*Supplementary
Price List*

FEATURING

The "Official" Winter Uniform

featuring

THE
"OFFICIAL"
WINTER
UNIFORM

Ready
SEPT.
15TH



THE "Official" Boy Scout and Wolf Cub Winter Uniform is of practical interest to Parents and Boys alike. To Boys because it is smart in appearance, warm and comfortable, and can be worn to School and for general every day use; to Parents because it offers them FULL VALUE for their money.

Write Direct for Your Copy to
THE STORES DEPARTMENT

The Boy Scouts Association

172 Wellington Street

OTTAWA, Canada

The Value of the Scout and Cub Uniform



IT IS WORTH WHILE OCCASIONALLY to REMIND OURSELVES
of the **Importance of the Scout and Cub Uniform**



FOR many people it provides the **only recognised contact with Scouting** and the impression made is chiefly that of the **neatness** (or otherwise) of the garb, and the bearing of the wearer.

The wearing of the uniform makes possible many kinds of **public service** that could not otherwise be undertaken by boys. (For some years Toronto Scouts have provided uniformed ushers at the great **Canadian National Exhibition**, at the **Royal Winter Fair**, and other important occasions; and this year they were honoured by the request to **provide ushers for the opening of the provincial Parliament**.)

The neatness and manly smartness of the Scout uniform meets the love of distinctive dress that is innate in every boy, and the wearing adds appreciably to his personal pride and self-respect.

All of these reasons for wearing the uniform are also reasons for "**uniformity of uniform**" within the Troop or Pack—similarity of scarf, in colour of shirt, shorts, stockings, etc.

A Troop or Pack in **standardized uniform** is more conscious of its identity; it contributes to troop pride—the foundation of loyalty.

The uniform should **not** be regarded merely as a **luxury**. It is **durable** and **saves wear and tear on other clothes**.

So let us whenever appearing in public this year show **what real Scouts and Cubs look like**—wearing **only a uniform that is neat and correct**, and "**Official for Canada**"

And finally, do not overlook the point that **you help the Movement every time you purchase the "Official Uniform" direct from**

The Stores Department

The Boy Scouts Association

172 Wellington Street - - OTTAWA, Canada

BOY SCOUTS-CANADA

WOLF CUBS-CANADA

Embroidered strip sold with all "Official" Scout Shirts featured in this Catalogue

This embroidered strip cannot be purchased separately and is fully copyrighted by Headquarters

Embroidered strip sold with all "Official" Cub Jerseys featured in this Catalogue.

This embroidered strip cannot be purchased separately and is fully copyrighted by Headquarters.